

Casitas Municipal Water District

FINANCE COMMITTEE  
Cole/Spandrio

The meeting will be held via teleconference.  
To attend the meeting please call Toll Free  
(877) 853-5247 or (888)788-0099  
Meeting ID: 978 4764 7252#  
Passcode: 490295#

**March 19, 2021**  
**10:00 a.m.**

**AGENDA**

1. Roll call
2. Public comments
3. Board/Management comments
4. Presentation of an equity fleet leasing and management program by Enterprise Fleet Services.
5. Distribution of the Draft Casitas MWD Fiscal Year 2021-2022 Budget.
6. Presentation of the Casitas MWD Fiscal Year 2020-2021 Mid-Year budget review.
7. Review of US Bureau of Reclamation (USBR) request for an additional funding deposit in the amount of \$25,000 for Robles Fish Passage and Diversion Facility oversight and coordination activities.
8. Review of Financial Statements for January, 2021.
9. Review of Consumption Report for January, 2021.
10. Discussion regarding analysis of banking fees.

Right to be heard: Members of the public have a right to address the Board directly on any item of interest to the public which is within the subject matter jurisdiction of the Board. The request to be heard should be made immediately before the Board's consideration of the item. No action shall be taken on any item not appearing on the agenda unless the action is otherwise authorized by subdivision (b) of ¶54954.2 of the Government Code.


*If you require special accommodations for attendance at or participation in this meeting, please notify our office in advance (805) 649-2251 ext. 113. (Govt. Code Section 65954.1 and 54954.2(a). Please be advised that members of the Board of Directors of Casitas who are not members of this standing committee may attend the committee meeting referred to above only in the capacity of observers, and may not otherwise take part in the meeting. (Govt. Code Sections 54952.2(c)(6).*

# FLEET SYNOPSIS & PROPOSAL



**FLEET MANAGEMENT**

# References

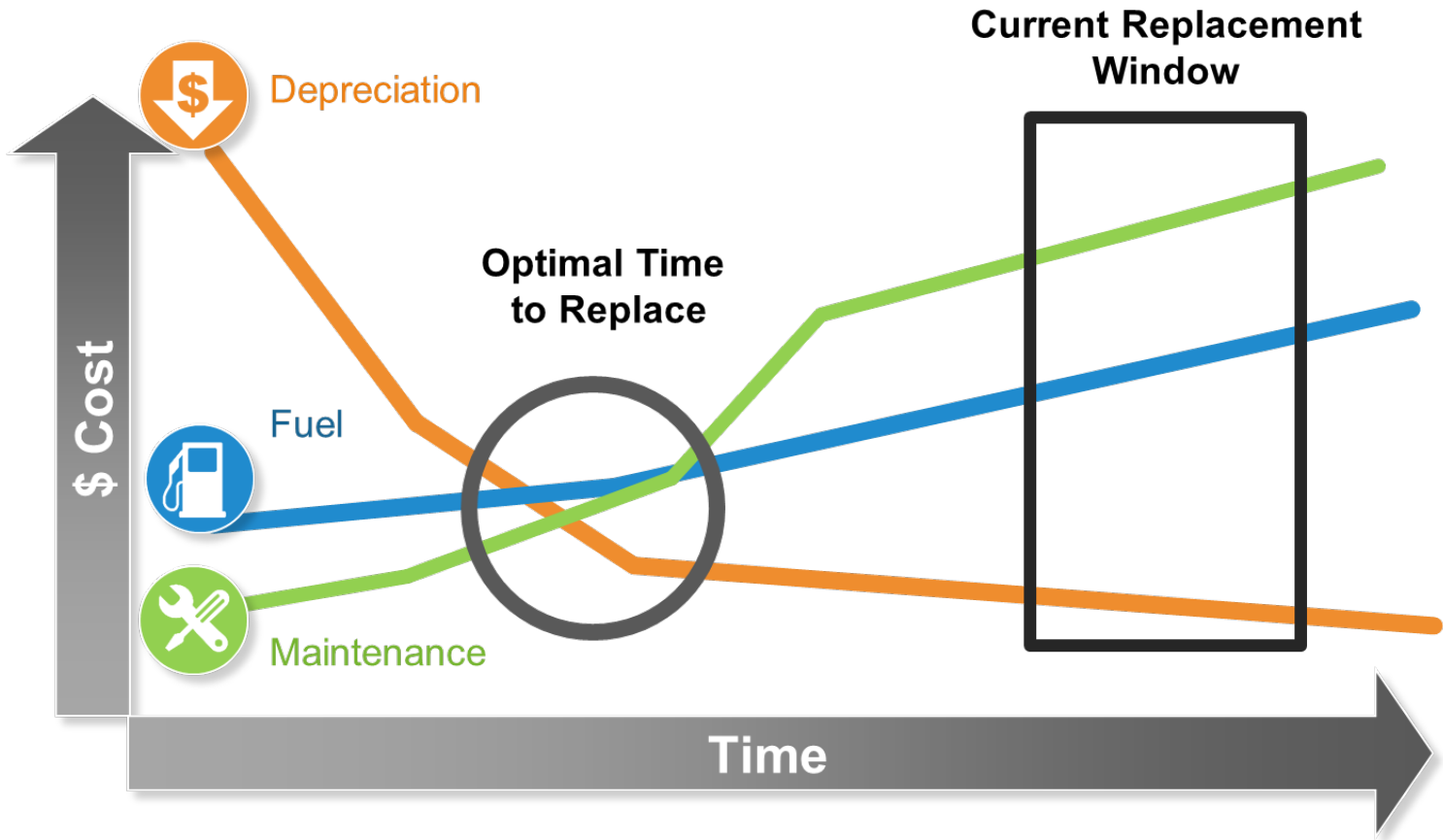


WEST COAST AIR CONDITIONING

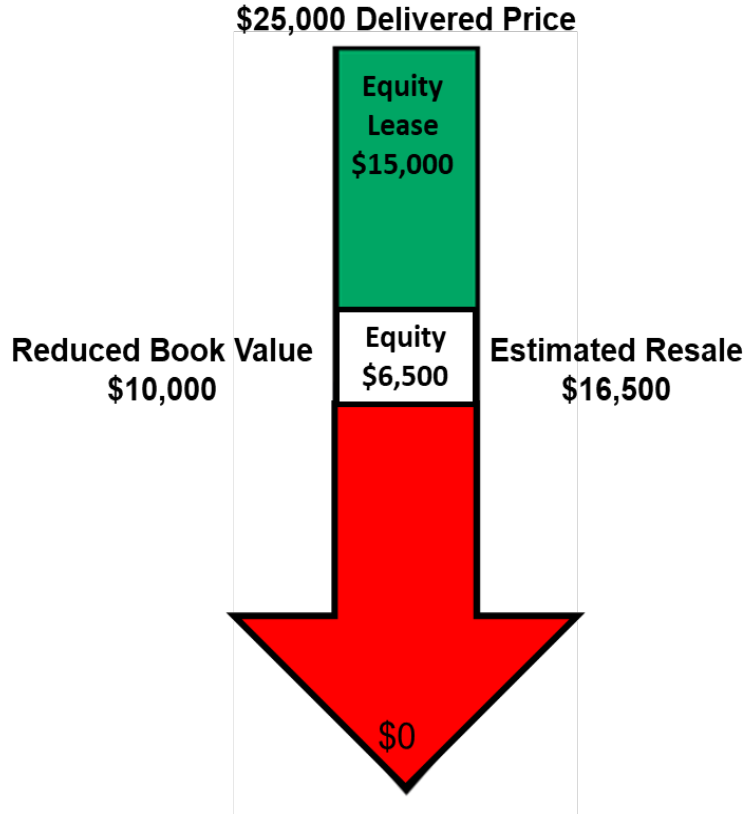


# ENTERPRISE FLEET | Our Approach

## Total Cost of Ownership



## Open-End Equity Lease



# Government Buying Power



2020 SUPER DUTY  
F-250 XL [Details](#)

\$36,665 ⓘ  
Estimated Net Price <sup>55</sup>

← FORD'S WEBSITE

Retail  
Pricing

Est Retail incentive  
\$2,750

**Government Pricing** **\$24,789**

## MANHEIM AUCTION RESULTS

VEHICLE	Odometer	Sale Price	Capital Outlay
2019 Ford F-250 XL Reg Cab 4x2	1,969	\$29,200	-\$4,411
2018 Ford F-250 XL Reg Cab 4x2	17,535	\$25,000	-\$211
2014 Ford F-250 XL Reg Cab 4x2	64,100	\$16,500	\$8,289
2010 Ford F-250 XL Reg Cab 4x2	110,234	\$5,000	\$19,789

# INTANGIBLE BENEFITS

- **Operational efficiency** – Significant reduction in staff involvement in vehicle selection and acquisition, maintenance, disposal, record keeping, DMV, etc.
- **Employee morale** – Employees will be acknowledged for taking care of CCWD equipment by being first in line to get a new vehicle if they have kept up their current vehicle
- **Safety** – New vehicles will come with most recent safety technology



38% of fleet is older than 2007

57% of fleet is older than 2012

82% of fleet is older than 2018

# MAINTENANCE | EFM Shops within 10 Miles of CMWD

## 20 MAINTENANCE AND REPAIR LOCATIONS NEAR "93022"

Not what you're looking for? [Search again](#)

SHOWING:  Preferred Partner (9)  Partner (11)

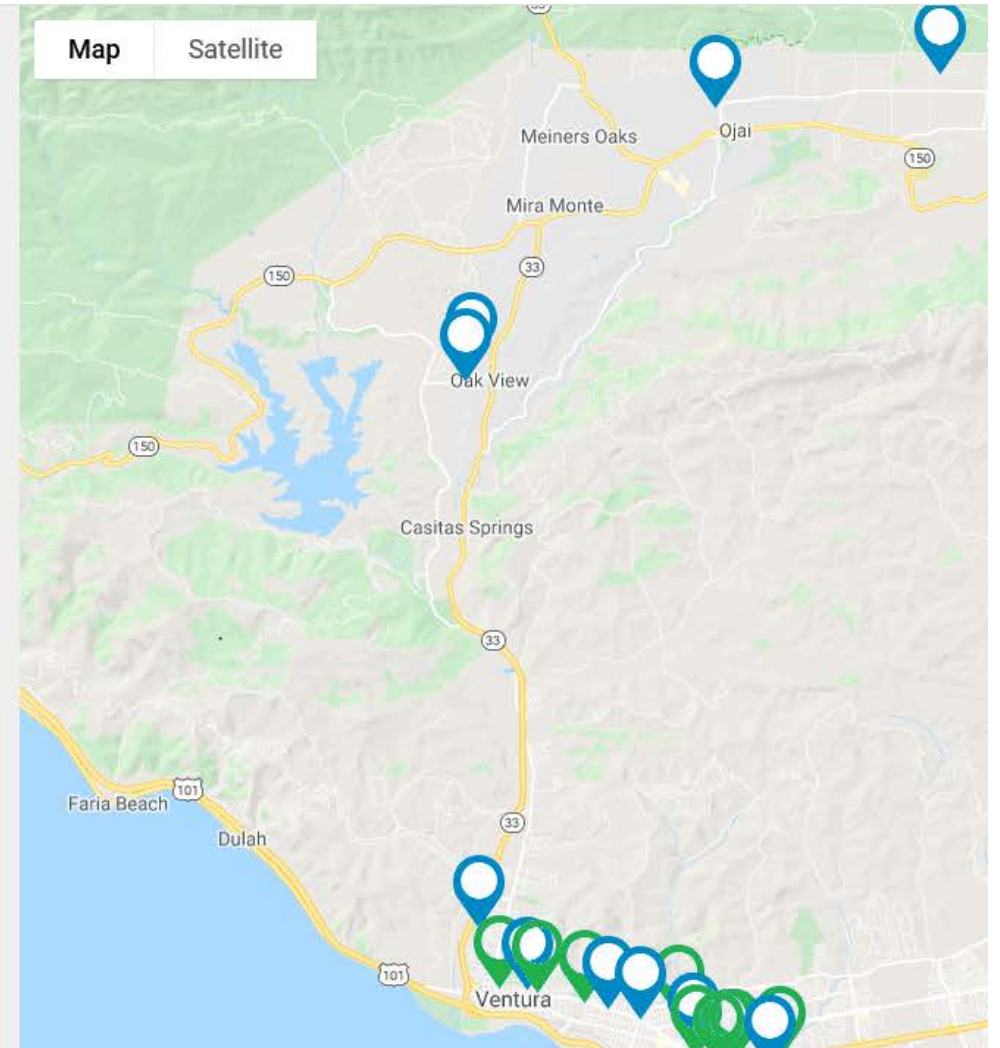
 **VENTURA FIRESTONE**  
200 S California St  
Ventura, California 93001  
Telephone: 805-643-6101



 **JIFFY LUBE # 1324**  
1098 E Thompson Blvd  
Ventura, California 93001  
Telephone: 805-652-0173



 **VALVOLINE INSTANT OIL CHANGE**  
1875 East Thompson Blvd

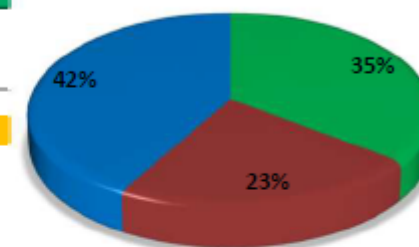


# SUPPORTING EVIDENCE

## Casitas Municipal Water District - Fleet Planning Analysis

Current Fleet	30	Fleet Growth	0.00%	Proposed Fleet	30
Current Cycle	10.00	Annual Miles	8,600	Proposed Cycle	2.90
Current Maint.	\$135.00			Proposed Maint.	\$39.36
Maint. Cents Per Mile	\$0.19	Current MPG	12	Price/Gallon	\$3.50

### Fleet Costs Analysis



Fiscal Year	Fleet Mix			Fleet Cost							Annual		
	Fleet Size	Annual Needs	Owned	Leased	Purchase	Lease*	Equity (Owned)	Equity (Leased)	Effective Capital Outlay	Maintenance	Fuel	Fleet Budget	Net Cash
Average	30	3.0	30	0	88,907	0				48,600	75,250	212,757	0
'21	30	6	24	6	0	37,977	(6,100)	(23,826)	8,051	41,714	71,348	121,113	91,644
'22	30	10	18	12	0	95,352	(14,400)	(29,779)	51,172	34,828	67,446	153,446	59,311
'23	30	11	12	18	0	133,737	(48,400)	(48,754)	36,583	27,941	63,544	128,069	84,688
'24	30	14	6	24	0	166,622	(79,450)	(66,612)	20,560	21,055	59,643	101,258	111,499
'25	30	17	0	30	0	193,703	(98,100)	(109,834)	-14,231	14,169	55,741	55,679	157,078
'26	30	15	0	30	0	193,703		(153,755)	39,949	14,169	55,741	109,858	102,899
'27	30	20	0	30	0	193,703		(116,829)	76,874	14,169	55,741	146,784	65,973
'28	30	16	0	30	0	193,703		(138,082)	55,622	14,169	55,741	125,531	87,226
'29	30	19	0	30	0	193,703		(94,161)	99,542	14,169	55,741	169,452	43,305
'30	30	14	0	30	0	193,703		(131,086)	62,617	14,169	55,741	132,527	80,230
<b>10 Year Savings</b>											<b>\$883,852</b>	<b>Avg. Sustainable Savings</b>	<b>\$75,926</b>

### Current Fleet Equity Analysis

YEAR	2021	2022	2023	2024	2025	Under-Utilized
QTY	6	6	6	6	6	0
Est \$	\$1,017	\$2,400	\$8,067	\$13,242	\$16,350	\$0
TOTAL	\$6,100	\$14,400	\$48,400	\$79,450	\$98,100	\$0
<b>Estimated Current Fleet Equity**</b>					<b>\$246,450</b>	

\* Lease Rates are conservative estimates

\*\*Estimated Current Fleet Equity is based on the current fleet "sight unseen" and can be adjusted after physical inspection

Lease Maintenance costs are exclusive of tires unless noted on the lease rate quote.

### KEY OBJECTIVES

**Lower average age of the fleet**  
43% of the current light and medium duty fleet is over 10 years old  
Resale of the aging fleet is significantly reduced

**Reduce operating costs**  
Newer vehicles have a significantly lower maintenance expense  
Newer vehicles have increased fuel efficiency with new technology implementations

**Maintain a manageable vehicle budget**  
Challenged by inconsistent yearly budgets  
Currently vehicle budget is underfunded



# PROPOSAL: Replace 7 Vehicles with Leases

## Casitas Municipal Water District Sample Menu Pricing

Current Unit #	Vehicle Type	Year	Make	Model	Quantity	Term	Estimated Annual Mileage	Monthly Cost Incl Tax (Lease Rate)*	Full Maintenance**	Annual Cost Including Maintenance	Aftermarket Cost Included in Lease	Annual Cost Including Maintenance by Quantity	One Time Money Down on Aftermarket by Quantity	Estimated Equity at Term By Quantity
23	1/2 Ton Pickup Reg Cab 4x4	2021	Ford	F150 Regular Cab XL 4x4 6.5' Bed	1	60	8,500	\$546	\$39	\$7,020	\$2,925	\$7,020		\$9,143
42, 51	1 Ton Pickup Reg Cab 4x4	2022*	Ford	F350 XL 4x4 Regular Cab DRW 10' Contractor Body Diesel	2	60	8,500	\$896	\$56	\$11,421	\$12,052	\$22,841	\$12,052	\$25,262
14	3/4 Ton Pickup Reg Cab 4x4	2022*	Ford	F250 XL 4x4 Regular Cab 8' Bed Gas 8' Utility Body Gas	1	60	8,500	\$627	\$56	\$8,198	\$10,502	\$8,198	\$5,251	\$13,054
4	3/4 Ton Pickup Reg Cab 4x2	2022*	Ford	F250 XL 4x2 Regular Cab 8' Utility Body Gas	1	60	8,500	\$595	\$56	\$7,815	\$7,890	\$7,815	\$1,973	\$11,111
32	Passenger Van	2021	Chrysler	Voyager L	1	60	8,500	\$456	\$38	\$5,929		\$5,929		\$5,085
15	1 Ton Pickup Reg Cab 4x4	2022*	Ford	Ford F350 4x4 XL Regular Cab Crane Body Diesel	1	60	8,500	\$1,187	\$56	\$14,921	\$48,005	\$14,921	\$24,003	\$22,079
					7									

\*2022 model year pricing is estimated based on 4% increase over model year 2021

\*Lease rates are based upon factory order pricing and miles per year  
 \*\*Maintenance does not include replacement brakes or tires


Total Annual Cost Including Maintenance	\$66,725
Total One Time Money Down for Aftermarket	\$43,278
<b>Capital Outlay Year 1</b>	<b>\$110,003</b>
Estimated Equity from Sale of Owned	\$41,300
<b>Effective Capital Outlay Year 1</b>	<b>\$68,703</b>
Total Equity At Term	\$85,734



**FLEET MANAGEMENT**

Laura Clarke  
(559) 360-0801

[Laura.S.Clarke@efleets.com](mailto:Laura.S.Clarke@efleets.com)



**Casitas Municipal Water District  
Proposed Revenue FY2021-2022**

*Manager Recommended*

*10,179 AF-CMWD*

*1,608 AF-Ojai*

*11,787 AF- Total*

**FY2021-22**

**Budget**

<b>Water Sales</b>		
11-4-00-4000-00	Water Sales - Residential Gravity	11,327
11-4-00-4001-00	Water Sales - Residential Pumped	984,361
11-4-00-4001-85	Water Sales - Residential Pumped- Ojai	943,434
11-4-00-4010-00	Water Sales - Commercial Gravity	1,161
11-4-00-4011-00	Water Sales - Commercial Pumped	421,700
11-4-00-4011-85	Water Sales - Commercial Pumped- Ojai	223,435
11-4-00-4020-00	Water Sales - Industrial Gravity	-
11-4-00-4021-00	Water Sales - Industrial Pumped	10,118
11-4-00-4021-85	Water Sales - Industrial Pumped- Ojai	3,318
11-4-00-4030-00	Water Sales - Resale Gravity	1,595,595
11-4-00-4031-00	Water Sales - Resale Pumped	568,207
11-4-00-4040-00	Water Sales - Temporary Meter- Pumped	20,507
11-4-00-4040-85	Water Sales - Temporary Meter- Pumped- Ojai	-
11-4-00-4041-00	Water Sales - Other- Gravity	5,950
11-4-00-4042-00	Water Sales - Other- Pumped	118,778
11-4-00-4042-85	Water Sales -Other- Pumped- Ojai	57,677
11-4-00-4050-00	Water Sales- Fire Prevention - General	-
11-4-00-4051-00	Water Sales- Fire Prevention - Hydrants	-
11-4-00-4060-00	Water Sales - Ag Domestic - Gravity	75,443
11-4-00-4061-00	Water Sales - Ag Domestic - Pumped	2,004,491
11-4-00-4061-85	Water Sales - Ag Domestic - Pumped- Ojai	65,965
11-4-00-4070-00	Water Sales - Agricultural - Gravity	48,051
11-4-00-4071-00	Water Sales - Agricultural - Pumped	1,251,981
11-4-00-4071-85	Water Sales - Agricultural - Pumped- Ojai	-
11-4-00-4080-00	Water Sales - Interdepartmental - Gravity	-
11-4-00-4081-00	Water Sales - Interdepartmental - Pumped	80,584

**Total 8,492,083**

<b>Water Service</b>		
11-4-00-4150-00	Meter Chg - CMWD Residential	1,769,342
11-4-00-4150-85	Meter Chg - OJAI Residential	1,476,866
11-4-00-4151-00	Meter Chg - CMWD Commercial	152,721
11-4-00-4151-85	Meter Chg - OJAI Commercial	217,017
11-4-00-4152-00	Meter Chg - CMWD Industrial	43,111
11-4-00-4152-85	Meter Chg - OJAI Industrial	2,065
11-4-00-4153-00	Meter Chg - CMWD Agriculture	253,786
11-4-00-4153-85	Meter Chg - OJAI Agriculture	-

11-4-00-4154-00	Meter Chg - CMWD Institutional	48,187
11-4-00-4154-85	Meter Chg - OJAI Institutional	58,444
11-4-00-4155-00	Meter Chg - CMWD Temporary	27,308
11-4-00-4155-85	Meter Chg - OJAI Temporary	-
11-4-00-4156-00	Meter Chg - CMWD Ag Residential	476,141
11-4-00-4156-85	Meter Chg - OJAI Ag Residential	8,561
11-4-00-4157-00	Meter Chg - CMWD Interdepartmental	24,876
11-4-00-4158-00	Meter Chg - CMWD Resale	494,936
11-4-00-4159-00	Meter Chg - Fire Service	22,484
Total		<b>5,075,845</b>

<b>Water Delinquency</b>		
11-4-00-4350-00	Hang Tag Fee	22,636
11-4-00-4351-00	Turn Off Fee	4,164
11-4-00-4352-00	Turn On Fee	4,229
11-4-00-4353-00	Late Fee - Residential	49,720
11-4-00-4357-00	Late Fee - Business	4,509
11-4-00-4361-00	Late Fee - Industrial	740
11-4-00-4365-00	Late Fee - Resale	189
11-4-00-4369-00	Late Fee - Other	2,069
11-4-00-4373-00	Late Fee - Fire Prevention	-
11-4-00-4377-00	Late Fee - Agriculture Domestic	5,267
11-4-00-4381-00	Late Fee - Agriculture	3,231
11-4-00-4395-00	N.S.F. - Returned Check Fee	1,197
Total		<b>97,951</b>

<b>Water Services- Other</b>		
11-4-00-4090-00	Capital Facilities Charge	71,849
11-4-00-4093-00	Meter Tests & Installations	15,218
11-4-00-4095-00	Temporary Installation	-
11-4-00-4099-00	Pump Charges	-
Total		<b>87,067</b>

<b>Taxes &amp; Assessments</b>		
11-4-00-4200-00	1 % - Secured Current General	2,497,277
11-4-00-4210-00	1 % - Secured Prior Year General	-
11-4-00-4215-00	1 % - Unsecured Current Genera	-
11-4-00-4220-00	1 % - Unsecured Prior Year Gen	-
11-4-00-4235-00	RDA - Pass Through	136,311
69-4-00-4010-00	MMWS - Tax Secured	19,011
75-4-00-4010-00	CFD 2013-1 - Tax Secured	2,772,642
Total		<b>5,425,241</b>

<b>Interest</b>		
11-4-00-4100-00	1% Tax Allocation	-
11-4-00-4115-00	Interest on Time Deposits and Investments	375,000
Total		<b>375,000</b>

<b>Other Governmental Agencies</b>		
11-4-00-4300-00	Federal Disaster Assistance	300,000
11-4-00-4305-00	Grant Revenue - Federal	1,125,000
11-4-00-4310-00	Local - City of Ventura USGS	-

11-4-00-4315-00	State - Homeowners Property Tax Relief	15,915
11-4-00-4320-00	State - Other	-

Total **1,440,915**

<b>Miscellaneous</b>		
11-4-00-4400-00	Flexible Storage	4,472
11-4-00-4405-00	Gain / Loss on Sale of Fixed Asset	-
11-4-00-4410-00	Grant Revenue - Other	-
11-4-00-4420-00	Miscellaneous Revenue - Other	71,390
11-4-00-4425-00	Sale of Fixed Assets	-
11-4-00-4440-00	Administration Fee	15,000
11-4-00-4445-00	Energy Capacity Revenue	-
11-4-00-4450-00	SWP - Sale of Water	600,000

Total **690,862**

<b>Recreation- Operations</b>		
11-4-62-4500-00	Animal Permit	23,838
11-4-62-4510-00	Boat Fees - Annual	37,584
11-4-62-4515-00	Boat Fees - Daily	11,772
11-4-62-4525-00	Boat Inspection Fees - Quagga	10,004
11-4-62-4530-00	Boat Fees - Overnight	1,440
11-4-62-4535-00	Boat Lock Revenue - Quagga	3,268
11-4-62-4545-00	Camping Fees	2,500,000
11-4-62-4550-00	Camping Promotion	-
11-4-62-4555-00	Commercials - Recreation	1,250
11-4-62-4565-00	Donation vouchers	-
11-4-62-4570-00	Events - Recreation	25,000
11-4-62-4571-00	Events - Movie Night	5,478
11-4-62-4575-00	Event Reimbursement - Recreation	-
11-4-62-4580-00	Federal Disaster Assistance	-
11-4-62-4585-00	Gift Cards and Certificates	2,021
11-4-62-4590-00	Grants - Recreation	150,000
11-4-62-4595-00	Guest Pass - Recreation	-
11-4-62-4597-00	Impound Fee	-
11-4-62-4600-00	Kayak & Canoes Annual - Recreation	4,896
11-4-62-4605-00	Kayak and Canoes Daily - Recreation	18
11-4-62-4610-00	Miscellaneous Revenue	-
11-4-62-4620-00	Rain Checks - Recreation	-
11-4-62-4625-00	Reservations	80,400
11-4-62-4630-00	Shower Facility Fees	42,000
11-4-62-4632-00	Snow Bird Pumping	5,232
11-4-62-4635-00	Trailer Storage Fees	256,800
11-4-62-4640-00	Vehicle Fees - Daily	368,400
11-4-62-4645-00	Violation Ordinance Fees	2,000
11-4-62-4650-00	Visitor Cards	216,869
11-4-62-4900-00	Over / Short - Recreation	-

Total **3,748,270**

<b>Recreation- Water Park</b>		
11-4-65-4805-00	Water Park - Late Day Pass Fee	58,439


11-4-65-4810-00	Water Park - Group Pass Discount	16,245
11-4-65-4815-00	Water Park - Junior Lifeguard	-
11-4-65-4818-00	Water Park - Lifeguard Training Materials	5,040
11-4-65-4820-00	Water Park - Locker Fee	680
11-4-65-4825-00	Water Park - Next Day Pass Fee	412
11-4-65-4830-00	Water Park - Promotion	(84)
11-4-65-4835-00	Water Park - Rain Checks	(434)
11-4-65-4840-00	Water Park - Reservation Fee	29,488
11-4-65-4845-00	Water Park - Season Pass Fee	10,620
11-4-65-4850-00	Water Park - Shade Rental Fee	4,050
11-4-65-4855-00	Water Park - Shower Facility Fee	5,185
11-4-65-4860-00	Water Park - Single Splash Fee	401,566
11-4-65-4865-00	Water Park - Special Event Fee	-
11-4-65-4870-00	Water Park - Water Fitness - Fee	6,895
11-4-65-4740-00	Water Park Snack Bar	4,674
11-4-65-4900-00	Over / Short - Water Park	-

Total **542,776**

<b>Recreation- Other</b>		
11-4-62-4705-00	Boat Rental - Concession	66,000
11-4-62-4720-00	Park Store - Recreation	40,000
11-4-62-4725-00	Cafe - Concession	17,000

Total **123,000**

<b>Total Revenue</b>	26,099,010
	-
<i>General Fund</i>	18,893,311
<i>Recreation</i>	4,414,046
<i>Debt Service</i>	2,791,653



**Casitas Municipal Water District**  
**Revenue, Expense, & Capital Budget FY2021-2022**  
*Manager Recommended*

	<b>FY2021-22</b>		<b>FY2020-21</b>	
	<b>Budget</b>		<b>Budget</b>	
	10,179	<i>AF-CMWD</i>	9,845	<i>AF-CMWD</i>
	1,608	<i>AF-Ojai</i>	1,534	<i>AF-Ojai</i>
	11,787	<i>AF- Total</i>	11,379	<i>AF- Total</i>
<b>Total Revenue</b>	26,099,010		25,715,273	
<b>Expenses</b>				
Administration/ Warehouse	4,189,277		4,398,674	
Board of Directors	245,610		273,958	
District Maintenance	652,946		596,321	
Electrical Mechanical	3,193,278		3,137,437	
Engineering	1,544,502		1,593,532	
Fisheries	558,823		514,912	
Human Resources	540,158		-	
Information Technology	357,071		283,675	
Management	1,167,833		1,756,206	
Pipeline	1,693,105		1,721,164	
Recreation - Operations & Water Park	4,302,508		4,588,786	
Retirees	510,395		544,397	
Safety / Garage	259,509		114,311	
Utilities Maintenance	885,052		830,969	
Water Conservation - Public/ Relations	650,090		831,135	
Water Quality, Lab	809,309		735,600	
Water Treatment	2,013,735		1,970,320	
<b>Total Expenses</b>	23,573,201		23,891,398	
<b>Net</b>	2,525,808		1,823,875	
<b>Capital</b>				
Administration	-		-	
Board of Directors	-		-	
District Maintenance	16,000		8,500	
Electrical Mechanical	80,900		217,500	
Engineering	3,350,000		6,750,000	
Engineering CFD	5,841,000		10,925,000	
Fisheries	-		-	
Human Resources	-		-	
Information Technology	-		-	
Management	-		-	
Pipeline	73,100		38,000	
Recreation - Operations & Water Park	182,500		7,000	
Retirees	-		-	
Safety / Garage	259,480		103,500	
Utilities Maintenance	78,200		60,000	
Water Conservation - Public/ Relations	-		-	
Water Quality, Lab	84,544		150,000	
Water Treatment	195,500		170,000	
<b>Total Capital Expenses</b>	10,161,224		18,429,500	
<b>Net assets, end of year</b>	(7,635,416)		(16,605,625)	
Funding Deficit from Variation of Water Sales			1,302,347	
Funding Deficit from Available Storm Damage Reserves	100,000		-	
Funding Deficit from Available Capital Imp Restricted Reserves			-	
Funding Deficit from Available Capital Imp Un Restricted Reserves	190,566		-	
Funding Deficit from Available Alternate Water Supply Studies	861,271		500,000	
Funding Deficit from Funds - CFD 2013-1 Improvement Fund	5,841,000		11,314,296	
Funding Deficit from Conservation Penalty Reserves	642,579		2,688,982	
Funding Deficit from Bonding			800,000	
<b>Net assets, End of Year</b>	(0.00)		0	



**Casitas Municipal Water District**  
**Proposed Capital Projects**  
**Proposed for 2021 / 2022**  
*Manager Recommended*

Department:	Amount	Total
<b>01 - Retirees</b>	-	-
<b>Total Capital Projects Department - 01</b>	-	-
<b>11 - Board of Directors</b>	-	-
<b>Total Capital Projects Department - 11</b>	-	-
<b>21 - Management</b>	-	-
<b>Total Capital Projects Department - 21</b>	-	-
<b>22 - Human Resources</b>	-	-
<b>Total Capital Projects Department - 22</b>	-	-
<b>24 - Information Technology</b>	-	-
<b>Total Capital Projects Department - 24</b>	-	-
<b>25 - Water Conservation</b>	-	-
<b>Total Capital Projects Department - 25</b>	-	-
<b>28 - Fish Biologist</b>	-	-
<b>Total Capital Projects Department - 28</b>	-	-
<b>30- Administrative Services</b>	-	-
<b>Total Capital Projects Department - 30</b>	-	-
<b>32- Warehouse</b>	-	-
<b>Total Capital Projects Department - 32</b>	-	-
<b>33-Garage &amp; Safety</b>		
Wash Rack PW	5,000	
Ski loader	22,000	
DPF 69 & 88	50,000	
Backhoe	29,000	
Unit 42 - Replacement	35,000	
Unit 51 - Replacement	55,000	
Dump Truck	30,000	
Fall Protection - Reservoirs	33,480	
<b>Total Capital Projects Department - 33</b>	259,480	<b>259,480</b>



<b>40- Engineering CMWD Projects</b>		
Santa Ana Blvd Bridge Pipeline Relocation	350,000	
Emergency Generators at Rincon, Ave 1, Ave 2 Pump Plants	1,500,000	
Casitas Dam Hollow Jet Valve	150,000	
Robles Canal Maintenance	50,000	
MWWTP Building Expansion	150,000	
Ventura-Santa Barbara Counties Intertie	1,000,000	
Robles Diversion Fish Passage Improvements	100,000	
Matilija Dam Valve Actuator Replacement	50,000	
<b>Total Capital CMWD Projects</b>		<b>3,350,000</b>
<b>40- Engineering CFD 2013-1 Projects Funding from Bond Proceeds</b>		
Grand Avenue Pipeline Replacement	620,000	
Lion Street Pipeline Replacement and Fairview Road Connections	275,000	
West Ojai Pipeline Repl	350,000	
West and East Ojai Avenue Pipeline Replacement	1,905,000	
Running Ridge Zone Hydraulic Improvements	1,161,000	
Mutual Wellfield and Grand Avenue Pipeline Improvements	50,000	
Wellfield VFDs	280,000	
West Ojai Meter Relocations	300,000	
Mutual Well #7	605,000	
Heidelberger Tank and PP Retaining Walls	150,000	
Mutual Building Improvements	60,000	
San Antonio Filter Upgrades	85,000	
<b>Total Capital CFD 2013-1 Projects</b>		<b>5,841,000</b>
<b>Total Capital Projects Department - 40</b>		<b>9,191,000</b>

<b>42 - Water Quality - Laboratory</b>		
Laboratory Scale	5,500	
Vegetation Removal	15,000	
Casitas Reservoir Protection	15,000	
Laboratory Renovation	5,000	
Abandonment of Matilija Conduit	25,000	
Reservoir Mixers	19,044	
<b>Total Capital Projects Department - 42</b>		<b>84,544</b>

<b>50 - Utilities Maintenance</b>		
Large Meter Replacements (2" thru 6")	72,000	
Hydrant-Temp Meters	6,200	
<b>Total Capital Projects Department - 55</b>		<b>78,200</b>

<b>52 - Electrical Mechanical</b>		
4M Pump Plant Check Valves	14,000	
Jamesbury Control Valves	9,500	
Avenue #1 Pump Plant SCADA Upgrade	35,000	
Reservoir Site SCADA Upgrade	22,400	
<b>Total Capital Projects Department - 52</b>		<b>80,900</b>

<b>53 - Pipeline</b>		
Mutual Yard Concrete Batch Plant	20,000	
Del Norte Main Replacement Phase 2	12,000	
Oak View Zone Valve Replacement	23,100	
Turnout Improvements	18,000	
<b>Total Capital Projects Department - 53</b>		<b>73,100</b>

<b>54 - Water Treatment</b>		
Filter Media Cleaning Filter	75,000	
PLC Automation Upgrades (Marion Walker Treatment Plant)	50,000	
PLC Automation Upgrades (Mutual Wellfield)	15,000	
Valve and Actuator Replacements (Marion Walker Treatment Plant)	20,000	
Reclaim Polymer Treatment System	16,000	
Reclaim System Sump Pump	5,200	
Grapple Cart Camera / ROV	9,500	
Free Chlorine Analyzer (Casitas #2)	4,800	
<b>Total Capital Projects Department - 54</b>		<b>195,500</b>

<b>55- District Maintenance</b>		
San Antonio #3 Building Rehab	6,500	
Robles Canal Backboards	9,500	
<b>Total Capital Projects Department - 55</b>		<b>16,000</b>

<b>62/63/64/65 - Recreation</b>		
LCRA Road Repairs	75,000	
Park Improvement Camp Bass	30,000	
Restroom Refurbish Bass and Creekside	7,500	
LCRA Playgrounds	25,000	
CWA Major Repairs	45,000	
<b>Total Capital Projects Department - 62/63/64/65</b>		<b>182,500</b>

**Total Capital Projects / Budget 2021 / 2022**

<b>10,161,224</b>
-------------------

CASITAS MUNICIPAL WATER DISTRICT  
 REVENUE/EXPENDITURES STATEMENT  
 PROPOSED BUDGET FOR 2021/2022

11 -GENERAL FUND  
 FINANCIAL SUMMARY

	BUDGET 2020-2021	REV. /EXP. T0:30Jun21	DEPARTMENT REQUESTED	GEN MGR RECOMMENDED	BOARD APPROVED
<u>REVENUE SUMMARY</u>					
<u>NON DEPARTMENTAL</u>					
WATER SALES	6,658,301	6,009,627	7,163,935	8,492,083	0
WATER SERVICES	5,604	( 10,213)	15,218	15,218	0
WATER STANDBY	4,519,654	2,935,464	5,075,845	5,075,845	0
WATER DELINQUENCY	107,548	882,109	97,951	97,951	0
WATER REVENUE OTHER	888,271	835,709	325,862	690,862	0
CAPITAL FACILITIES	90,865	12,682	71,849	71,849	0
INTEREST	450,000	246,286	375,000	375,000	0
TAXES & ASSESSMENTS	2,375,549	1,473,417	2,497,277	2,497,277	0
OTHER GOVT. AGENCIES	3,953,851	8,539	3,840,915	1,440,915	0
MISCELLANEOUS REVENUES	<u>108,005</u>	<u>149,464</u>	<u>136,311</u>	<u>136,311</u>	<u>0</u>
TOTAL NON DEPARTMENTAL	19,157,648	12,543,083	19,600,163	18,893,311	0
<u>RECREATION - OPERATIONS</u>					
RECREATION PARK	3,457,355	1,899,022	2,871,156	3,748,270	0
RECREATION-CONCESSION	127,000	113,906	123,000	123,000	0
RECREATION OTHER	<u>0</u>	<u>( 23)</u>	<u>0</u>	<u>0</u>	<u>0</u>
TOTAL RECREATION - OPERATIONS	3,584,355	2,012,904	2,994,156	3,871,270	0
<u>RECREATION - WATER PARK</u>					
RECREATION-CONCESSION	1,500	0	4,674	4,674	0
RECREATION-WATER PARK	<u>238,579</u>	<u>( 75)</u>	<u>448,510</u>	<u>538,102</u>	<u>0</u>
TOTAL RECREATION - WATER PARK	<u>240,079</u>	<u>( 75)</u>	<u>453,184</u>	<u>542,776</u>	<u>0</u>
TOTAL REVENUE	22,982,082	14,555,913	23,047,503	23,307,357	0

CASITAS MUNICIPAL WATER DISTRICT  
 REVENUE/EXPENDITURES STATEMENT  
 PROPOSED BUDGET FOR 2021/2022

11 -GENERAL FUND  
 FINANCIAL SUMMARY

	BUDGET 2020-2021	REV. /EXP. T0:30Jun21	DEPARTMENT REQUESTED	GEN MGR RECOMMENDED	BOARD APPROVED
<u>EXPENDITURE SUMMARY</u>					
<u>RETIREES</u>					
Benefits	544,397	369,796	510,395	510,395	0
TOTAL RETIREES	544,397	369,796	510,395	510,395	0
<u>BOARD OF DIRECTORS</u>					
Salaries	118,810	56,042	118,812	118,812	0
Benefits	125,847	56,978	116,448	116,448	0
Services & Supplies	29,300	16,510	10,350	10,350	0
TOTAL BOARD OF DIRECTORS	273,957	129,529	245,610	245,610	0
<u>MANAGEMENT</u>					
Salaries	739,583	529,006	637,390	625,588	0
Benefits	208,164	162,759	183,354	181,373	0
Services & Supplies	808,460	313,940	432,373	360,873	0
TOTAL MANAGEMENT	1,756,207	1,005,706	1,253,116	1,167,833	0
<u>HUMAN RESOURCES</u>					
Salaries	0	0	141,228	141,228	0
Benefits	0	0	33,890	33,890	0
Services & Supplies	0	0	390,040	365,040	0
TOTAL HUMAN RESOURCES	0	0	565,158	540,158	0
<u>INFORMATION TECHNOLOGY</u>					
Salaries	188,825	152,306	237,036	237,036	0
Benefits	56,340	57,328	81,542	81,542	0
Services & Supplies	38,510	19,220	38,493	38,493	0
Services & Supplies-W.O.	0	0	12,000	0	0
TOTAL INFORMATION TECHNOLOGY	283,675	228,854	369,071	357,071	0
<u>WATER CONSERVATION</u>					
Salaries	358,680	257,171	393,463	393,463	0
Benefits	143,330	113,024	137,822	137,822	0
Services & Supplies	329,125	165,139	395,805	118,805	0
TOTAL WATER CONSERVATION	831,135	535,334	927,090	650,090	0
<u>FISHERIES</u>					
Salaries	357,252	239,947	391,154	391,154	0
Benefits	108,611	93,272	116,602	116,602	0
Services & Supplies	49,050	30,351	54,068	51,068	0
TOTAL FISHERIES	514,913	363,571	561,823	558,823	0
<u>ADMINISTRATION SERVICES</u>					
Salaries	695,023	513,177	724,752	724,752	0
Benefits	323,072	210,999	240,883	240,883	0
Services & Supplies	1,117,159	577,321	957,193	952,693	0

CASITAS MUNICIPAL WATER DISTRICT  
REVENUE/EXPENDITURES STATEMENT  
PROPOSED BUDGET FOR 2021/2022

11 -GENERAL FUND  
FINANCIAL SUMMARY

	BUDGET 2020-2021	REV. /EXP. T0:30Jun21	DEPARTMENT REQUESTED	GEN MGR RECOMMENDED	BOARD APPROVED
Other Operating Expenses	( 524,236 )	0	( 523,832 )	( 523,832 )	0
TOTAL ADMINISTRATION SERVICES	1,611,018	1,301,496	1,398,996	1,394,496	0
<u>WAREHOUSE</u>					
Salaries	8,696	0	9,971	9,971	0
Benefits	1,472	221	3,035	3,035	0
Services & Supplies	11,800	13,804	13,300	13,300	0
TOTAL WAREHOUSE	21,968	14,026	26,306	26,306	0
<u>GARAGE</u>					
Salaries	24,934	8,480	25,814	25,814	0
Benefits	4,221	1,982	10,066	10,066	0
Services & Supplies	( 115,583 )	67,004	38,285	38,285	0
Services & Supplies-W.O.	103,500	31,254	347,000	226,000	0
TOTAL GARAGE	17,072	108,720	421,165	300,165	0
<u>SAFETY</u>					
Salaries	117,894	78,721	121,420	121,420	0
Benefits	56,614	42,999	48,681	48,681	0
Services & Supplies	41,720	21,936	15,243	15,243	0
Services & Supplies-W.O.	0	0	33,480	33,480	0
TOTAL SAFETY	216,228	143,655	218,824	218,824	0
<u>ENGINEERING</u>					
Salaries	829,173	486,169	1,009,003	864,223	0
Benefits	255,807	189,036	288,477	266,007	0
Services & Supplies	508,550	321,891	521,273	414,273	0
Salaries - Work Orders	0	80,597	0	0	0
Benefits - Work Orders	0	12,881	0	0	0
Services & Supplies-W.O.	17,675,000	2,151,926	16,611,000	9,191,000	0
TOTAL ENGINEERING	19,268,530	3,242,502	18,429,752	10,735,502	0
<u>WATER QUALITY - LAB</u>					
Salaries	325,321	223,663	349,477	349,477	0
Benefits	135,475	116,012	149,372	149,372	0
Services & Supplies	274,802	124,041	312,461	310,461	0
Services & Supplies-W.O.	150,000	19,350	84,544	84,544	0
TOTAL WATER QUALITY - LAB	885,598	483,066	895,854	893,854	0
<u>UTILITIES MAINTENANCE</u>					
Salaries	500,187	350,219	514,179	514,179	0
Benefits	172,636	145,576	189,351	189,351	0
Services & Supplies	158,145	136,342	185,222	181,522	0
Services & Supplies-W.O.	60,000	59,089	87,500	78,200	0
TOTAL UTILITIES MAINTENANCE	890,968	691,226	976,252	963,252	0

CASITAS MUNICIPAL WATER DISTRICT  
REVENUE/EXPENDITURES STATEMENT  
PROPOSED BUDGET FOR 2021/2022

11 -GENERAL FUND  
FINANCIAL SUMMARY

	BUDGET 2020-2021	REV. /EXP. T0:30Jun21	DEPARTMENT REQUESTED	GEN MGR RECOMMENDED	BOARD APPROVED
<u>ELECTRICAL MECHANICAL</u>					
Salaries	622,963	410,851	711,728	711,728	0
Benefits	202,200	182,124	239,905	239,905	0
Services & Supplies	2,312,274	1,363,043	2,246,645	2,241,645	0
Services & Supplies-W.O.	<u>217,500</u>	<u>47,335</u>	<u>127,400</u>	<u>80,900</u>	<u>0</u>
TOTAL ELECTRICAL MECHANICAL	3,354,937	2,003,354	3,325,678	3,274,178	0
<u>DIST MAINT - PIPELINE</u>					
Salaries	660,608	465,568	676,892	676,892	0
Benefits	252,885	226,550	272,419	272,419	0
Services & Supplies	792,182	485,437	869,795	743,795	0
Services & Supplies-W.O.	<u>38,000</u>	<u>16,265</u>	<u>73,100</u>	<u>73,100</u>	<u>0</u>
TOTAL DIST MAINT - PIPELINE	1,743,675	1,193,820	1,892,205	1,766,205	0
<u>WATER TREATMENT</u>					
Salaries	796,002	542,735	860,064	860,064	0
Benefits	317,021	264,917	299,139	299,139	0
Services & Supplies	857,297	431,590	880,932	854,532	0
Services & Supplies-W.O.	<u>170,000</u>	<u>28,359</u>	<u>315,500</u>	<u>195,500</u>	<u>0</u>
TOTAL WATER TREATMENT	2,140,320	1,267,600	2,355,635	2,209,234	0
<u>OPERATIONS - MAINTENANCE</u>					
Salaries	254,830	171,558	280,357	280,357	0
Benefits	114,180	108,169	136,573	136,573	0
Services & Supplies	227,310	151,228	250,216	236,016	0
Services & Supplies-W.O.	<u>8,500</u>	<u>0</u>	<u>16,000</u>	<u>16,000</u>	<u>0</u>
TOTAL OPERATIONS - MAINTENANCE	604,820	430,954	683,146	668,946	0
<u>RECREATION - OPERATIONS</u>					
Salaries	1,334,562	878,416	1,283,183	1,208,602	0
Benefits	440,225	359,611	411,868	393,657	0
Services & Supplies	309,885	170,269	265,178	253,678	0
Other Operating Expenses	524,236	0	523,832	523,832	0
Services & Supplies-W.O.	<u>2,000</u>	<u>0</u>	<u>200,000</u>	<u>0</u>	<u>0</u>
TOTAL RECREATION - OPERATIONS	2,610,908	1,408,295	2,684,061	2,379,769	0
<u>RECREATION - MAINTENANCE</u>					
Salaries	504,762	351,251	476,757	476,757	0
Benefits	140,885	112,204	129,332	129,332	0
Services & Supplies	404,390	413,417	427,990	424,990	0
Services & Supplies-W.O.	<u>5,000</u>	<u>0</u>	<u>185,000</u>	<u>137,500</u>	<u>0</u>
TOTAL RECREATION - MAINTENANCE	1,055,037	876,872	1,219,079	1,168,579	0
<u>RECREATION - PUBLIC REL</u>					
Salaries	183,105	47,460	208,152	208,152	0
Benefits	19,443	6,796	50,379	50,379	0
Services & Supplies	<u>157,727</u>	<u>91,909</u>	<u>119,050</u>	<u>115,550</u>	<u>0</u>
TOTAL RECREATION - PUBLIC REL	360,275	146,165	377,581	374,081	0

CASITAS MUNICIPAL WATER DISTRICT  
 REVENUE/EXPENDITURES STATEMENT  
 PROPOSED BUDGET FOR 2021/2022

11 -GENERAL FUND  
 FINANCIAL SUMMARY

	BUDGET 2020-2021	REV./EXP. T0:30Jun21	DEPARTMENT REQUESTED	GEN MGR RECOMMENDED	BOARD APPROVED
<u>RECREATION - WATER PARK</u>					
Salaries	374,196	123,146	376,540	376,540	0
Benefits	67,285	45,974	76,539	76,539	0
Services & Supplies	128,084	33,238	66,502	64,502	0
Services & Supplies-W.O.	<u>0</u>	<u>0</u>	<u>45,000</u>	<u>45,000</u>	<u>0</u>
TOTAL RECREATION - WATER PARK	569,565	202,358	564,580	562,580	0
<hr/>					
TOTAL EXPENDITURES	39,555,203	16,146,900	39,901,376	30,965,951	0
REVENUE OVER/(UNDER) EXPENDITURES	( 16,573,121)	( 1,590,987)	( 16,853,873)	( 7,658,594)	0

11 -GENERAL FUND

REVENUES	BUDGET 2020-2021	REVENUES TO:30Jun21	DEPARTMENT REQUESTED	GEN MGR RECOMMENDED	BOARD APPROVED
<b>NON DEPARTMENTAL</b>					
=====					
<b>WATER SALES</b>					
Water Sales - Residential Grav	9,796	8,016	13,261	11,327	0
Water Sales - Residential Pump	1,411,285	1,364,250	1,604,111	1,927,795	0
Water Sales - Commercial Gr	776	821	781	1,161	0
Water Sales - Commercial Pump	642,365	456,545	683,143	645,135	0
Water Sales - Industrial Pompe	13,176	9,509	16,052	13,436	0
Water Sales - Resale Gravity	1,083,900	1,129,161	1,195,534	1,595,595	0
Water Sales - Resale Pumped	440,140	402,105	358,629	568,207	0
Water Sales - Temporary Meter	18,571	14,512	21,273	20,507	0
Water Sales - Insitutional Gr	6,463	4,210	6,635	5,950	0
Water Sales - Institutional Pu	151,758	124,873	163,999	176,455	0
Water Sales - Ag Domestic - Gr	56,955	53,389	64,350	75,443	0
Water Sales - Ag Domestic - Pu	1,638,143	1,465,208	1,765,387	2,070,456	0
Water Sales - Agricultural - G	36,816	34,004	41,700	48,051	0
Water Sales - Agricultural - P	1,117,128	885,995	1,183,236	1,251,981	0
Water Sales - Recreation - Pu	<u>31,029</u>	<u>57,027</u>	<u>45,844</u>	<u>80,584</u>	<u>0</u>
TOTAL WATER SALES	6,658,301	6,009,627	7,163,935	8,492,083	0
<b>WATER SERVICES</b>					
Meter Tests & Installations	5,604	7,575	15,218	15,218	0
Meter Standby Fees	<u>0</u>	( <u>17,788</u> )	<u>0</u>	<u>0</u>	<u>0</u>
TOTAL WATER SERVICES	5,604	( 10,213 )	15,218	15,218	0
<b>WATER STANDBY</b>					
Meter Chg - CMWD Residential	2,894,095	1,869,041	3,246,208	3,246,208	0
Meter Chg - CMWD Commercial	312,510	212,048	369,738	369,738	0
Meter Chg - CMWD Industrial	40,336	26,353	45,176	45,176	0
Meter Chg - CMWD Agriculture	232,198	145,913	253,786	253,786	0
Meter Chg - CMWD Institutional	100,061	65,045	106,631	106,631	0
Meter Chg - CMWD Temporary	25,021	9,783	27,308	27,308	0
Meter Chg - CMWD Ag Residentia	433,848	289,174	484,702	484,702	0
Meter Chg - CMWD Interdepartme	19,693	14,612	24,876	24,876	0
Meter Chg - CMWD Resale	440,270	289,346	494,936	494,936	0
Meter Chg - Fire Service	<u>21,622</u>	<u>14,148</u>	<u>22,484</u>	<u>22,484</u>	<u>0</u>
TOTAL WATER STANDBY	4,519,654	2,935,464	5,075,845	5,075,845	0
<b>WATER DELINQUENCY</b>					
Hang Tag Fee	31,860	40	22,636	22,636	0
Turn Off Fee	6,102	0	4,164	4,164	0
Turn On Fee	6,048	0	4,229	4,229	0
Late Fee - Residential	47,464	44,444	49,720	49,720	0
Alloc Penalty - Residential	0	819,725	0	0	0
Alloc Penalty - Business	0	( 12,660 )	0	0	0



## 11 -GENERAL FUND

REVENUES	BUDGET 2020-2021	REVENUES TO:30Jun21	DEPARTMENT REQUESTED	GEN MGR RECOMMENDED	BOARD APPROVED
Late Fee - Business	5,276	10,930	4,509	4,509	0
Late Fee - Industrial	382	943	740	740	0
Late Fee - Resale	178	6,435	189	189	0
Late Fee - Other	1,450	1,442	2,069	2,069	0
Late Fee - Agriculture Domesti	5,432	6,354	5,267	5,267	0
Late Fee - Agriculture	2,486	3,999	3,231	3,231	0
Late Fee- Multi Res	0	( 23)	0	0	0
N.S.F. - Returned Check Fee	870	480	1,197	1,197	0
TOTAL WATER DELINQUENCY	107,548	882,109	97,951	97,951	0
<u>WATER REVENUE OTHER</u>					
Flexible Storage	4,472	17,888	4,472	4,472	0
Miscellaneous Revenue - Other	633,799	206,445	71,390	71,390	0
Sale of Fixed Assets	0	4,050	0	0	0
Bad Debt Collection Recovery	0	420	0	0	0
Administration Fee	0	722	0	15,000	0
SWP - Sale of Water	250,000	606,184	250,000	600,000	0
TOTAL WATER REVENUE OTHER	888,271	835,709	325,862	690,862	0
<u>CAPITAL FACILITIES</u>					
Capital Facilities Charge	90,865	12,682	71,849	71,849	0
TOTAL CAPITAL FACILITIES	90,865	12,682	71,849	71,849	0
<u>INTEREST</u>					
1% Tax Allocation	0	678	0	0	0
Interest on Time Deposits and	450,000	245,608	375,000	375,000	0
TOTAL INTEREST	450,000	246,286	375,000	375,000	0
<u>TAXES &amp; ASSESSMENTS</u>					
1 % - Secured Current General	2,375,549	1,383,867	2,497,277	2,497,277	0
1 % - Secured Prior Year Gener	0	17,695	0	0	0
1 % - Unsecured Current Genera	0	71,856	0	0	0
TOTAL TAXES & ASSESSMENTS	2,375,549	1,473,417	2,497,277	2,497,277	0
<u>OTHER GOVT. AGENCIES</u>					
Federal Disaster Assistance	128,851	0	0	300,000	0
Grant Revenue - Federal	3,825,000	0	3,825,000	1,125,000	0
State - Homeowners Property Ta	0	8,539	15,915	15,915	0
TOTAL OTHER GOVT. AGENCIES	3,953,851	8,539	3,840,915	1,440,915	0
<u>MISCELLANEOUS REVENUES</u>					
RDA - Pass Through	108,005	149,464	136,311	136,311	0
TOTAL MISCELLANEOUS REVENUES	108,005	149,464	136,311	136,311	0
TOTAL NON DEPARTMENTAL	19,157,648	12,543,083	19,600,163	18,893,311	0

11 -GENERAL FUND

REVENUES	BUDGET 2020-2021	REVENUES T0:30Jun21	DEPARTMENT REQUESTED	GEN MGR RECOMMENDED	BOARD APPROVED
<b>RECREATION - OPERATIONS</b>					
=====					
<b>RECREATION PARK</b>					
Animal Permit	31,920	15,231	19,865	23,838	0
Boat Fees - Annual	31,220	25,855	31,320	37,584	0
Boat Fees - Daily	7,490	9,165	9,810	11,772	0
Boat Inspection Fees - Quagga	1,989	3,213	8,296	10,004	0
Boat Fees - Overnight	1,000	711	1,200	1,440	0
Boat Lock Revenue - Quagga	1,404	2,952	2,736	3,268	0
Camping Fees	2,185,000	1,080,020	1,800,000	2,500,000	0
Commercials - Recreation	1,500	0	1,250	1,250	0
Bad Debt Collection Recovery	0	91	0	0	0
Donation vouchers	( 2,500)	0	0	0	0
Events - Recreation	25,000	4,429	25,000	25,000	0
Events - Movie Night	0	4,980	5,478	5,478	0
Event Reimbursement - Recreatio	2,500	0	0	0	0
Gift Cards and Certificates	1,200	1,457	2,021	2,021	0
Grants - Recreation	107,000	20,482	150,000	150,000	0
Kayak & Canoes Annual - Recrea	4,007	1,335	4,080	4,896	0
Kayak and Canoes Daily - Recrr	15	5	15	18	0
Miscellaneous Revenue	2,000	230	0	0	0
Rain Checks - Recreation	( 1,000)	( 172)	0	0	0
Reservations	166,500	77,536	67,000	80,400	0
Shower Facility Fees	44,000	0	35,000	42,000	0
Snow Bird Pumping	0	3,940	4,360	5,232	0
Trailer Storage Fees	278,750	228,440	214,000	256,800	0
Vehicle Fees - Daily	410,000	280,510	307,000	368,400	0
Violation Ordinance Fees	2,840	725	2,000	2,000	0
Visitor Cards	<u>155,520</u>	<u>137,887</u>	<u>180,725</u>	<u>216,869</u>	<u>0</u>
TOTAL RECREATION PARK	3,457,355	1,899,022	2,871,156	3,748,270	0
<b>RECREATION-CONCESSION</b>					
Boat Rental - Concession	53,000	65,609	66,000	66,000	0
Park Store - Recreation	50,000	36,472	40,000	40,000	0
Cafe - Concession	<u>24,000</u>	<u>11,825</u>	<u>17,000</u>	<u>17,000</u>	<u>0</u>
TOTAL RECREATION-CONCESSION	127,000	113,906	123,000	123,000	0
<b>RECREATION OTHER</b>					
Over / Short - Recreation	<u>0</u>	<u>( 23)</u>	<u>0</u>	<u>0</u>	<u>0</u>
TOTAL RECREATION OTHER	0	( 23)	0	0	0
<hr/>					
TOTAL RECREATION - OPERATIONS	3,584,355	2,012,904	2,994,156	3,871,270	0

11 -GENERAL FUND

REVENUES	BUDGET 2020-2021	REVENUES T0:30Jun21	DEPARTMENT REQUESTED	GEN MGR RECOMMENDED	BOARD APPROVED
<u>RECREATION - WATER PARK</u>					
=====					
<u>RECREATION-CONCESSION</u>					
Water Park Snack Bar	1,500	0	4,674	4,674	0
TOTAL RECREATION-CONCESSION	1,500	0	4,674	4,674	0
<u>RECREATION-WATER PARK</u>					
Water Park - Late Day Pass Fee	18,067	0	48,699	58,439	0
Water Park - Group Pass Discou	( 1,618)	0	13,538	16,245	0
Water Park - Junior Lifeguard	6,430	0	4,200	5,040	0
Water Park - Locker Fee	174	0	510	680	0
Water Park - Next Day Pass Fee	( 814)	0	412	412	0
Water Park - Promotion	( 375)	0	( 84)	( 84)	0
Water Park - Rain Checks	( 600)	0	( 434)	( 434)	0
Water Park - Reservation Fee	13,850	0	24,574	29,488	0
Water Park - Season Pass Fee	12,350	0	8,850	10,620	0
Water Park - Shade Rental Fee	2,245	0	3,375	4,050	0
Water Park - Shower Facility F	0	0	4,321	5,185	0
Water Park - Single Splash Fee	186,620	( 75)	334,639	401,566	0
Water Park - Water Fitness - F	2,250	0	5,910	6,895	0
TOTAL RECREATION-WATER PARK	238,579	( 75)	448,510	538,102	0
<u>RECREATION OTHER</u>					
-----					
TOTAL RECREATION - WATER PARK	240,079	( 75)	453,184	542,776	0
-----					
TOTAL REVENUE	22,982,082	14,555,913	23,047,503	23,307,357	0

CASITAS MUNICIPAL WATER DISTRICT  
 REVENUE/EXPENDITURES STATEMENT  
 PROPOSED BUDGET FOR 2021/2022

11 -GENERAL FUND

EXPENSES	BUDGET 2020-2021	EXPENDITURES T0:30Jun21	DEPARTMENT REQUESTED	GEN MGR RECOMMENDED	BOARD APPROVED
<hr/>					
RETIREES					
=====					
<u>Benefits</u>					
Insurance - Employee Assistanc	0	13	0	0	0
Insurance - Group Life	0	306	0	0	0
Insurance - Group Health	510,659	346,228	476,752	476,752	0
Insurance - Group Dental	25,709	17,810	24,517	24,517	0
Insurance - Group Vision	<u>8,029</u>	<u>5,439</u>	<u>9,126</u>	<u>9,126</u>	<u>0</u>
TOTAL Benefits	544,397	369,796	510,395	510,395	0
<u>Services &amp; Supplies</u>	<u>                    </u>	<u>                    </u>	<u>                    </u>	<u>                    </u>	<u>                    </u>
<hr/>					
TOTAL RETIREES	544,397	369,796	510,395	510,395	0

11 -GENERAL FUND

EXPENSES	BUDGET 2020-2021	EXPENDITURES T0:30Jun21	DEPARTMENT REQUESTED	GEN MGR RECOMMENDED	BOARD APPROVED
<hr/>					
BOARD OF DIRECTORS					
=====					
<u>Salaries</u>					
Regular Salaries	118,810	56,042	118,812	118,812	0
TOTAL Salaries	118,810	56,042	118,812	118,812	0
<u>Benefits</u>					
Social Security Expense	7,366	3,657	7,366	7,366	0
Medicare Expense	1,723	855	1,723	1,723	0
Insurance - Group Life	369	185	227	227	0
Insurance - Group Health	110,061	48,378	101,982	101,982	0
Insurance - Group Dental	4,952	2,432	3,945	3,945	0
Insurance - Group Vision	1,376	668	1,204	1,204	0
Insurance - Unemployment	0	803	0	0	0
TOTAL Benefits	125,847	56,978	116,448	116,448	0
<u>Services &amp; Supplies</u>					
Service & Supplies	300	341	500	500	0
Computer Upgrades - Hardware	0	2,692	0	0	0
Communications - Radio & Telep	0	817	2,300	2,300	0
Advertising & Legal Notices	0	0	300	300	0
Private Vehicle Mileage	3,500	0	1,750	1,750	0
Travel Expense	2,500	0	2,500	2,500	0
Directors Fee	20,000	0	0	0	0
Directors Election Fees	0	11,469	0	0	0
Education & Training Seminars	3,000	1,190	3,000	3,000	0
TOTAL Services & Supplies	29,300	16,510	10,350	10,350	0
<hr/>					
TOTAL BOARD OF DIRECTORS	273,957	129,529	245,610	245,610	0

11 -GENERAL FUND

EXPENSES	BUDGET 2020-2021	EXPENDITURES T0:30Jun21	DEPARTMENT REQUESTED	GEN MGR RECOMMENDED	BOARD APPROVED
<u>MANAGEMENT</u>					
=====					
<u>Salaries</u>					
Regular Salaries	686,503	463,386	563,963	553,520	0
Vacation Pay	27,965	31,176	34,164	33,532	0
Jury Duty	304	0	319	313	0
Sick Pay	5,128	5,574	17,719	17,391	0
Holiday Pay	<u>19,683</u>	<u>28,871</u>	<u>21,225</u>	<u>20,832</u>	<u>0</u>
TOTAL Salaries	739,583	529,006	637,390	625,588	0
<u>Benefits</u>					
Insurance - Employee Assistanc	119	90	88	88	0
CalPERS Pension Exp - PEPRA	0	4,425	0	0	0
CalPERS Pension Exp - Classic	68,641	65,903	58,194	57,116	0
Social Security Expense	45,854	20,532	39,518	38,786	0
Medicare Expense	10,724	8,183	9,242	9,071	0
Insurance - Group Life	3,560	2,544	2,670	2,670	0
Insurance - Group Health	75,008	55,503	70,030	70,030	0
Insurance - Group Dental	3,340	2,432	2,923	2,923	0
Insurance - Group Vision	918	668	688	688	0
Insurance - Unemployment	<u>0</u>	<u>2,480</u>	<u>0</u>	<u>0</u>	<u>0</u>
TOTAL Benefits	208,164	162,759	183,354	181,373	0
<u>Services &amp; Supplies</u>					
District Equipment	100	0	100	100	0
Service & Supplies	13,500	9,648	13,500	13,500	0
Computer Upgrades - Hardware	2,500	1,547	2,500	2,500	0
Computer Upgrades - Software	23,000	19,847	23,000	23,000	0
Outside Contracts	40,000	61,168	40,000	40,000	0
Communications - Radio & Telep	2,600	4,012	2,160	2,160	0
Membership & Dues	98,500	92,094	75,370	75,370	0
Printing & Binding	500	110	250	250	0
Books & Publications	7,500	6,547	7,500	7,500	0
Office Supplies	1,000	0	1,000	1,000	0
Postage Expense	200	48	200	200	0
Other Professional Fees	600,000	115,292	250,000	180,000	0
Private Vehicle Mileage	6,060	0	3,000	3,000	0
Travel Expense	6,700	63	5,000	5,000	0
Education & Training Seminars	6,100	3,385	8,600	7,100	0
Insurance - Aflac Service Fee	<u>200</u>	<u>181</u>	<u>193</u>	<u>193</u>	<u>0</u>
TOTAL Services & Supplies	808,460	313,940	432,373	360,873	0
<u>Other Operating Expenses</u>					
_____					
<u>Salaries - Work Orders</u>					
_____					

CASITAS MUNICIPAL WATER DISTRICT  
REVENUE/EXPENDITURES STATEMENT  
PROPOSED BUDGET FOR 2021/2022

11 -GENERAL FUND

EXPENSES	BUDGET 2020-2021	EXPENDITURES T0:30Jun21	DEPARTMENT REQUESTED	GEN MGR RECOMMENDED	BOARD APPROVED
<u>Benefits - Work Orders</u>	_____	_____	_____	_____	_____
<u>Services &amp; Supplies-W.O.</u>	_____	_____	_____	_____	_____
TOTAL MANAGEMENT	1,756,207	1,005,706	1,253,116	1,167,833	0

11 -GENERAL FUND

EXPENSES	BUDGET 2020-2021	EXPENDITURES T0:30Jun21	DEPARTMENT REQUESTED	GEN MGR RECOMMENDED	BOARD APPROVED
<b>HUMAN RESOURCES</b>					
=====					
<u>Salaries</u>					
Regular Salaries	0	0	124,958	124,958	0
Vacation Pay	0	0	7,570	7,570	0
Jury Duty	0	0	71	71	0
Sick Pay	0	0	3,926	3,926	0
Holiday Pay	0	0	4,703	4,703	0
<b>TOTAL Salaries</b>	<b>0</b>	<b>0</b>	<b>141,228</b>	<b>141,228</b>	<b>0</b>
<u>Benefits</u>					
Insurance - Employee Assistanc	0	0	29	29	0
CalPERS Pension Exp - Classic	0	0	12,894	12,894	0
Social Security Expense	0	0	8,756	8,756	0
Medicare Expense	0	0	2,048	2,048	0
Insurance - Group Life	0	0	890	890	0
Insurance - Group Health	0	0	8,626	8,626	0
Insurance - Group Dental	0	0	417	417	0
Insurance - Group Vision	0	0	229	229	0
<b>TOTAL Benefits</b>	<b>0</b>	<b>0</b>	<b>33,890</b>	<b>33,890</b>	<b>0</b>
<u>Services &amp; Supplies</u>					
Service & Supplies	0	0	20,120	20,120	0
Communications - Radio & Telep	0	0	720	720	0
Membership & Dues	0	0	6,000	6,000	0
Printing & Binding	0	0	200	200	0
Books & Publications	0	0	200	200	0
Office Supplies	0	0	300	300	0
Postage Expense	0	0	500	500	0
Other Professional Fees	0	0	100,000	75,000	0
Travel Expense	0	0	2,000	2,000	0
Education & Training Seminars	0	0	9,000	9,000	0
Insurance - Liability Premium	0	0	81,000	81,000	0
Insurance - Workers Compensati	0	0	170,000	170,000	0
<b>TOTAL Services &amp; Supplies</b>	<b>0</b>	<b>0</b>	<b>390,040</b>	<b>365,040</b>	<b>0</b>
<hr/>					
<b>TOTAL HUMAN RESOURCES</b>	<b>0</b>	<b>0</b>	<b>565,158</b>	<b>540,158</b>	<b>0</b>



11 -GENERAL FUND

EXPENSES	BUDGET 2020-2021	EXPENDITURES T0:30Jun21	DEPARTMENT REQUESTED	GEN MGR RECOMMENDED	BOARD APPROVED
<u>INFORMATION TECHNOLOGY</u>					
=====					
<u>Salaries</u>					
Regular Salaries	114,369	100,018	209,731	209,731	0
Part Time - Temporary Wages	40,788	36,729	0	0	0
Overtime Pay	0	1,614	0	0	0
Vacation Pay	16,503	5,867	12,705	12,705	0
Jury Duty	321	0	118	118	0
Sick Pay	4,381	0	6,589	6,589	0
Holiday Pay	<u>12,463</u>	<u>8,078</u>	<u>7,893</u>	<u>7,893</u>	<u>0</u>
TOTAL Salaries	188,825	152,306	237,036	237,036	0
<u>Benefits</u>					
Insurance - Employee Assistanc	29	32	59	59	0
CalPERS Pension Exp - PEPRA	0	2,537	0	0	0
CalPERS Pension Exp - Classic	13,716	18,834	21,641	21,641	0
Social Security Expense	11,707	8,120	14,696	14,696	0
Medicare Expense	2,738	2,330	3,437	3,437	0
Insurance - Group Life	501	497	828	828	0
Insurance - Group Health	26,108	23,594	38,694	38,694	0
Insurance - Group Dental	1,312	1,124	1,728	1,728	0
Insurance - Group Vision	<u>229</u>	<u>260</u>	<u>459</u>	<u>459</u>	<u>0</u>
TOTAL Benefits	56,340	57,328	81,542	81,542	0
<u>Services &amp; Supplies</u>					
District Equipment	2,500	274	1,000	1,000	0
Service & Supplies	3,000	2,487	3,000	3,000	0
Computer Upgrades - Hardware	6,500	215	5,000	5,000	0
Computer Upgrades - Software	4,750	0	5,250	5,250	0
Outside Contracts	17,560	12,648	16,600	16,600	0
Clothing & Personal Supplies	500	907	1,000	1,000	0
Communications - Radio & Telep	1,500	1,682	2,000	2,000	0
Office Equipment Maintenance	0	0	2,000	2,000	0
Printing & Binding	100	0	100	100	0
Small Tools	100	0	100	100	0
Safety Program	0	516	250	250	0
Private Vehicle Mileage	500	0	0	0	0
Education & Training Seminars	1,500	349	2,000	2,000	0
Insurance - Aflac Service Fee	<u>0</u>	<u>141</u>	<u>193</u>	<u>193</u>	<u>0</u>
TOTAL Services & Supplies	38,510	19,220	38,493	38,493	0
<u>Salaries - Work Orders</u>	_____	_____	_____	_____	_____
<u>Benefits - Work Orders</u>	_____	_____	_____	_____	_____

CASITAS MUNICIPAL WATER DISTRICT  
REVENUE/EXPENDITURES STATEMENT  
PROPOSED BUDGET FOR 2021/2022

11 -GENERAL FUND

EXPENSES	BUDGET 2020-2021	EXPENDITURES T0:30Jun21	DEPARTMENT REQUESTED	GEN MGR RECOMMENDED	BOARD APPROVED
<hr/>					
Services & Supplies-W.O.					
Outside Contracts	0	0	12,000	0	0
TOTAL Services & Supplies-W.O.	0	0	12,000	0	0
<hr/>					
TOTAL INFORMATION TECHNOLOGY	283,675	228,854	369,071	357,071	0

11 -GENERAL FUND

EXPENSES	BUDGET 2020-2021	EXPENDITURES T0:30Jun21	DEPARTMENT REQUESTED	GEN MGR RECOMMENDED	BOARD APPROVED
<u>WATER CONSERVATION</u>					
=====					
<u>Salaries</u>					
Regular Salaries	216,633	183,720	348,136	348,136	0
Part Time - Temporary Wages	75,691	47,330	0	0	0
Overtime Pay	0	537	0	0	0
Vacation Pay	30,488	7,268	21,090	21,090	0
Jury Duty	1,793	0	197	197	0
Sick Pay	17,934	4,542	10,938	10,938	0
Holiday Pay	<u>16,141</u>	<u>13,774</u>	<u>13,102</u>	<u>13,102</u>	<u>0</u>
TOTAL Salaries	358,680	257,171	393,463	393,463	0
<u>Benefits</u>					
Insurance - Employee Assistanc	116	90	118	118	0
CalPERS Pension Exp - PEPRA	0	15,861	0	0	0
CalPERS Pension Exp - Classic	26,264	27,227	35,923	35,923	0
Social Security Expense	22,238	16,633	24,395	24,395	0
Medicare Expense	5,201	3,890	5,705	5,705	0
Insurance - Group Life	1,124	1,133	1,652	1,652	0
Insurance - Group Health	83,463	46,988	66,161	66,161	0
Insurance - Group Dental	4,235	2,221	2,951	2,951	0
Insurance - Group Vision	688	780	918	918	0
Insurance - Unemployment	<u>0</u>	<u>( 1,800 )</u>	<u>0</u>	<u>0</u>	<u>0</u>
TOTAL Benefits	143,330	113,024	137,822	137,822	0
<u>Services &amp; Supplies</u>					
District Equipment	1,700	1,733	1,700	1,700	0
Service & Supplies	19,463	10,769	6,600	6,600	0
Computer Upgrades - Hardware	2,000	627	1,500	1,500	0
Computer Upgrades - Software	0	650	650	650	0
Outside Contracts	209,587	122,089	297,198	20,198	0
Clothing & Personal Supplies	500	770	500	500	0
Communications - Radio & Telep	1,600	1,797	1,600	1,600	0
Membership & Dues	14,305	1,575	4,307	4,307	0
Printing & Binding	22,500	18,670	22,500	22,500	0
Books & Publications	100	0	100	100	0
Office Supplies	1,000	684	1,000	1,000	0
Postage Expense	9,500	155	9,500	9,500	0
Advertising & Legal Notices	39,470	4,597	39,470	39,470	0
Private Vehicle Mileage	100	0	100	100	0
Travel Expense	3,400	0	3,400	3,400	0
Education & Training Seminars	3,900	993	5,680	5,680	0
Insurance - Aflac Service Fee	<u>0</u>	<u>32</u>	<u>0</u>	<u>0</u>	<u>0</u>
TOTAL Services & Supplies	329,125	165,139	395,805	118,805	0

CASITAS MUNICIPAL WATER DISTRICT  
REVENUE/EXPENDITURES STATEMENT  
PROPOSED BUDGET FOR 2021/2022

11 -GENERAL FUND

EXPENSES	BUDGET 2020-2021	EXPENDITURES TO:30Jun21	DEPARTMENT REQUESTED	GEN MGR RECOMMENDED	BOARD APPROVED
<u>Other Operating Expenses</u>	_____	_____	_____	_____	_____
<u>Salaries - Work Orders</u>	_____	_____	_____	_____	_____
<u>Benefits - Work Orders</u>	_____	_____	_____	_____	_____
<u>Services &amp; Supplies-W.O.</u>	_____	_____	_____	_____	_____
TOTAL WATER CONSERVATION	831,135	535,334	927,090	650,090	0

## 11 -GENERAL FUND

EXPENSES	BUDGET 2020-2021	EXPENDITURES T0:30Jun21	DEPARTMENT REQUESTED	GEN MGR RECOMMENDED	BOARD APPROVED
<u>FISHERIES</u>					
=====					
<u>Salaries</u>					
Regular Salaries	296,345	193,128	290,522	290,522	0
Part Time - Temporary Wages	29,769	18,811	34,185	34,185	0
Overtime Pay	0	1,744	7,000	7,000	0
Standby Pay	0	0	723	723	0
Vacation Pay	16,406	10,529	17,600	17,600	0
Jury Duty	179	0	164	164	0
Sick Pay	3,007	3,117	9,128	9,128	0
Holiday Pay	11,546	11,550	10,933	10,933	0
Seasonal Pay	<u>0</u>	<u>1,068</u>	<u>20,899</u>	<u>20,899</u>	<u>0</u>
TOTAL Salaries	357,252	239,947	391,154	391,154	0
<u>Benefits</u>					
Insurance - Employee Assistanc	87	68	88	88	0
CalPERS Pension Exp - PEPRA	0	3,459	0	0	0
CalPERS Pension Exp - Classic	29,012	33,284	33,738	33,738	0
Social Security Expense	22,150	14,685	24,252	24,252	0
Medicare Expense	5,181	3,713	5,672	5,672	0
Insurance - Group Life	1,368	978	1,368	1,368	0
Insurance - Group Health	47,980	35,022	48,651	48,651	0
Insurance - Group Dental	2,145	1,562	2,145	2,145	0
Insurance - Group Vision	<u>688</u>	<u>501</u>	<u>688</u>	<u>688</u>	<u>0</u>
TOTAL Benefits	108,611	93,272	116,602	116,602	0
<u>Services &amp; Supplies</u>					
District Equipment	9,200	3,387	3,200	3,200	0
Service & Supplies	11,000	11,194	15,800	12,800	0
Computer Upgrades - Hardware	0	826	1,000	1,000	0
Computer Upgrades - Software	1,000	0	1,000	1,000	0
Outside Contracts	2,000	1,281	5,075	5,075	0
Clothing & Personal Supplies	1,500	0	1,500	1,500	0
Communications - Radio & Telep	2,500	2,713	3,000	3,000	0
Membership & Dues	250	0	250	250	0
Printing & Binding	250	0	250	250	0
Books & Publications	300	0	300	300	0
Postage Expense	500	215	1,000	1,000	0
Licenses & Permits	500	0	500	500	0
Private Vehicle Mileage	250	702	1,200	1,200	0
Travel Expense	15,000	7,763	15,000	15,000	0
Education & Training Seminars	4,800	2,054	4,800	4,800	0
Pre-Employment Screening	0	77	0	0	0
Insurance - Aflac Service Fee	<u>0</u>	<u>141</u>	<u>193</u>	<u>193</u>	<u>0</u>
TOTAL Services & Supplies	49,050	30,351	54,068	51,068	0

11 -GENERAL FUND

EXPENSES	BUDGET 2020-2021	EXPENDITURES TO:30Jun21	DEPARTMENT REQUESTED	GEN MGR RECOMMENDED	BOARD APPROVED
<u>Other Operating Expenses</u>	_____	_____	_____	_____	_____
<u>Salaries - Work Orders</u>	_____	_____	_____	_____	_____
<u>Benefits - Work Orders</u>	_____	_____	_____	_____	_____
<u>Services &amp; Supplies-W.O.</u>	_____	_____	_____	_____	_____
TOTAL FISHERIES	514,913	363,571	561,823	558,823	0

11 -GENERAL FUND

EXPENSES	BUDGET 2020-2021	EXPENDITURES T0:30Jun21	DEPARTMENT REQUESTED	GEN MGR RECOMMENDED	BOARD APPROVED
<u>ADMINISTRATION SERVICES</u>					
=====					
<u>Salaries</u>					
Regular Salaries	639,281	472,758	641,262	641,262	0
Overtime Pay	1,500	447	0	0	0
Vacation Pay	28,577	7,844	38,846	38,846	0
Jury Duty	311	0	362	362	0
Sick Pay	5,240	5,235	20,148	20,148	0
Holiday Pay	<u>20,114</u>	<u>26,893</u>	<u>24,134</u>	<u>24,134</u>	<u>0</u>
TOTAL Salaries	695,023	513,177	724,752	724,752	0
<u>Benefits</u>					
Insurance - Employee Assistanc	232	173	232	232	0
CalPERS Pension Exp - PEPRA	0	24,440	0	0	0
CalPERS Pension Exp - Classic	64,367	64,431	66,170	66,170	0
Social Security Expense	43,092	33,071	44,935	44,935	0
Medicare Expense	10,077	7,993	10,509	10,509	0
Insurance - Group Life	3,105	2,262	2,821	2,821	0
Insurance - Group Health	193,956	74,009	109,451	109,451	0
Insurance - Group Dental	6,408	3,450	4,957	4,957	0
Insurance - Group Vision	<u>1,835</u>	<u>1,169</u>	<u>1,808</u>	<u>1,808</u>	<u>0</u>
TOTAL Benefits	323,072	210,999	240,883	240,883	0
<u>Services &amp; Supplies</u>					
District Equipment	4,000	169	700	700	0
Service & Supplies	23,170	26,263	20,750	20,750	0
Utilities	28,500	20,236	34,100	34,100	0
Computer Upgrades - Hardware	3,500	1,081	3,900	3,900	0
Bank Charges	18,000	5,538	31,250	31,250	0
Purchased Water	2,500	2,009	2,700	2,700	0
Bad Debt Expense	13,000	0	43,500	43,500	0
Outside Contracts	187,200	123,084	184,865	184,865	0
Clothing & Personal Supplies	200	27	270	270	0
Communications - Radio & Telep	51,000	34,372	59,980	59,980	0
Office Equipment Maintenance	8,500	3,551	6,500	6,500	0
Membership & Dues	760	460	620	620	0
Printing & Binding	5,600	10,194	11,500	11,500	0
Office Supplies	13,200	8,147	13,500	13,500	0
Postage Expense	5,500	3,763	5,500	5,500	0
Other Professional Fees	46,000	31,555	53,150	48,650	0
Licenses & Permits	0	50	0	0	0
Advertising & Legal Notices	0	51	0	0	0
Safety Program	77,228	0	77,228	77,228	0
Private Vehicle Mileage	500	0	500	500	0
Travel Expense	2,500	0	500	500	0
Education & Training Seminars	2,300	0	6,400	6,400	0
Interest / Penalty Expenses	309,001	16,516	297,863	297,863	0

11 -GENERAL FUND

EXPENSES	BUDGET 2020-2021	EXPENDITURES T0:30Jun21	DEPARTMENT REQUESTED	GEN MGR RECOMMENDED	BOARD APPROVED
Credit Card Fees	40,000	58,005	68,500	68,500	0
Property Tax Collection Fee	6,000	4,806	7,725	7,725	0
Property Tax Administration Fe	26,000	4	25,500	25,500	0
Insurance - Liability Premium	75,000	74,142	0	0	0
Insurance - Workers Compensati	168,000	153,114	0	0	0
Insurance - Aflac Service Fee	<u>0</u>	<u>183</u>	<u>193</u>	<u>193</u>	<u>0</u>
TOTAL Services & Supplies	1,117,159	577,321	957,193	952,693	0
<u>Other Operating Expenses</u>					
Administration Overhead	( 524,236)	0	( 523,832)	( 523,832)	0
TOTAL Other Operating Expenses	( 524,236)	0	( 523,832)	( 523,832)	0
<u>Salaries - Work Orders</u>	_____	_____	_____	_____	_____
<u>Benefits - Work Orders</u>	_____	_____	_____	_____	_____
<u>Services &amp; Supplies-W.O.</u>	_____	_____	_____	_____	_____
<hr/>					
TOTAL ADMINISTRATION SERVICES	1,611,018	1,301,496	1,398,996	1,394,496	0



11 -GENERAL FUND

EXPENSES	BUDGET 2020-2021	EXPENDITURES T0:30Jun21	DEPARTMENT REQUESTED	GEN MGR RECOMMENDED	BOARD APPROVED
<u>WAREHOUSE</u>					
=====					
<u>Salaries</u>					
Regular Salaries	7,939	0	8,823	8,823	0
Vacation Pay	399	0	534	534	0
Jury Duty	4	0	5	5	0
Sick Pay	73	0	277	277	0
Holiday Pay	<u>281</u>	<u>0</u>	<u>332</u>	<u>332</u>	<u>0</u>
TOTAL Salaries	8,696	0	9,971	9,971	0
<u>Benefits</u>					
Insurance - Employee Assistanc	0	0	4	4	0
CalPERS Pension Exp - PEPRA	0	0	0	0	0
CalPERS Pension Exp - Classic	807	221	910	910	0
Social Security Expense	539	0	618	618	0
Medicare Expense	126	0	145	145	0
Insurance - Group Life	0	0	28	28	0
Insurance - Group Health	0	0	1,253	1,253	0
Insurance - Group Dental	0	0	50	50	0
Insurance - Group Vision	<u>0</u>	<u>0</u>	<u>28</u>	<u>28</u>	<u>0</u>
TOTAL Benefits	1,472	221	3,035	3,035	0
<u>Services &amp; Supplies</u>					
District Equipment	0	7,531	1,500	1,500	0
Service & Supplies	3,500	2,677	3,000	3,000	0
Utilities	3,000	3,059	3,500	3,500	0
Computer Upgrades - Hardware	0	537	0	0	0
Education & Training Seminars	300	0	300	300	0
Gain / Losses on Inventory	<u>5,000</u>	<u>0</u>	<u>5,000</u>	<u>5,000</u>	<u>0</u>
TOTAL Services & Supplies	11,800	13,804	13,300	13,300	0
<u>Other Operating Expenses</u>					
_____					
<u>Salaries - Work Orders</u>					
_____					
<u>Benefits - Work Orders</u>					
_____					
<u>Services &amp; Supplies-W.O.</u>					
_____					
_____					
TOTAL WAREHOUSE	21,968	14,026	26,306	26,306	0

11 -GENERAL FUND

EXPENSES	BUDGET 2020-2021	EXPENDITURES T0:30Jun21	DEPARTMENT REQUESTED	GEN MGR RECOMMENDED	BOARD APPROVED
<u>GARAGE</u>					
=====					
<u>Salaries</u>					
Regular Salaries	22,760	7,707	22,839	22,839	0
Vacation Pay	1,145	284	1,384	1,384	0
Jury Duty	13	0	13	13	0
Sick Pay	210	45	718	718	0
Holiday Pay	<u>806</u>	<u>445</u>	<u>860</u>	<u>860</u>	<u>0</u>
TOTAL Salaries	24,934	8,480	25,814	25,814	0
<u>Benefits</u>					
Insurance - Employee Assistanc	0	0	6	6	0
CalPERS Pension Exp - PEPRA	0	663	0	0	0
CalPERS Pension Exp - Classic	2,314	634	2,357	2,357	0
Social Security Expense	1,546	555	1,600	1,600	0
Medicare Expense	361	130	374	374	0
Insurance - Group Life	0	0	120	120	0
Insurance - Group Health	0	0	5,313	5,313	0
Insurance - Group Dental	0	0	252	252	0
Insurance - Group Vision	<u>0</u>	<u>0</u>	<u>44</u>	<u>44</u>	<u>0</u>
TOTAL Benefits	4,221	1,982	10,066	10,066	0
<u>Services &amp; Supplies</u>					
District Equipment	3,004	5,051	13,350	13,350	0
Service & Supplies	33,685	6,446	5,335	5,335	0
Utilities	0	3,377	0	0	0
Cost Applied - Service & Suppl	( 365,604)	( 191,897)	0	0	0
Vehicle Costs Direct	175,000	229,947	0	0	0
Outside Contracts	32,132	8,904	12,900	12,900	0
Communications - Radio & Telep	0	168	0	0	0
Licenses & Permits	6,200	5,009	6,700	6,700	0
Gain / Losses on Inventory	<u>0</u>	<u>( 0)</u>	<u>0</u>	<u>0</u>	<u>0</u>
TOTAL Services & Supplies	( 115,583)	67,004	38,285	38,285	0
<u>Other Operating Expenses</u>					
<u>Salaries - Work Orders</u>					
<u>Benefits - Work Orders</u>					
<u>Services &amp; Supplies-W.O.</u>					
Service & Supplies	103,500	31,254	297,000	176,000	0
Outside Contracts	<u>0</u>	<u>0</u>	<u>50,000</u>	<u>50,000</u>	<u>0</u>
TOTAL Services & Supplies-W.O.	103,500	31,254	347,000	226,000	0
<hr/>					
TOTAL GARAGE	17,072	108,720	421,165	300,165	0

## 11 -GENERAL FUND

EXPENSES	BUDGET 2020-2021	EXPENDITURES T0:30Jun21	DEPARTMENT REQUESTED	GEN MGR RECOMMENDED	BOARD APPROVED
<u>SAFETY</u>					
=====					
<u>Salaries</u>					
Regular Salaries	107,618	71,456	107,433	107,433	0
Vacation Pay	5,414	2,671	6,508	6,508	0
Jury Duty	59	0	61	61	0
Sick Pay	993	418	3,375	3,375	0
Holiday Pay	<u>3,810</u>	<u>4,176</u>	<u>4,043</u>	<u>4,043</u>	<u>0</u>
TOTAL Salaries	117,894	78,721	121,420	121,420	0
<u>Benefits</u>					
Insurance - Employee Assistanc	29	23	28	28	0
CalPERS Pension Exp - PEPRA	0	6,232	0	0	0
CalPERS Pension Exp - Classic	10,942	8,503	11,086	11,086	0
Social Security Expense	7,309	5,214	7,528	7,528	0
Medicare Expense	1,709	1,219	1,761	1,761	0
Insurance - Group Life	7,402	543	847	847	0
Insurance - Group Health	27,682	20,143	25,989	25,989	0
Insurance - Group Dental	1,312	955	1,224	1,224	0
Insurance - Group Vision	<u>229</u>	<u>167</u>	<u>218</u>	<u>218</u>	<u>0</u>
TOTAL Benefits	56,614	42,999	48,681	48,681	0
<u>Services &amp; Supplies</u>					
Services & Supplies	6,530	11,682	2,600	2,600	0
Computer Upgrades - Software	4,440	0	4,260	4,260	0
Outside Contracts	27,300	4,246	2,300	2,300	0
Communications - Radio & Telep	0	1,223	1,440	1,440	0
Membership & Dues	250	230	250	250	0
Private Vehicle Mileage	0	38	1,000	1,000	0
Travel Expense	1,800	0	1,800	1,800	0
Education & Training Seminars	1,400	4,415	1,400	1,400	0
Insurance - Aflac Service Fee	<u>0</u>	<u>102</u>	<u>193</u>	<u>193</u>	<u>0</u>
TOTAL Services & Supplies	41,720	21,936	15,243	15,243	0
<u>Other Operating Expenses</u>					
<u>Services &amp; Supplies-W.O.</u>					
Service & Supplies	0	0	15,480	15,480	0
Outside Contracts	<u>0</u>	<u>0</u>	<u>18,000</u>	<u>18,000</u>	<u>0</u>
TOTAL Services & Supplies-W.O.	0	0	33,480	33,480	0
<hr/>					
TOTAL SAFETY	216,228	143,655	218,824	218,824	0

11 -GENERAL FUND

EXPENSES	BUDGET 2020-2021	EXPENDITURES T0:30Jun21	DEPARTMENT REQUESTED	GEN MGR RECOMMENDED	BOARD APPROVED
<u>ENGINEERING</u>					
=====					
<u>Salaries</u>					
Regular Salaries	746,901	422,861	874,203	763,779	0
Part Time - Temporary Wages	0	0	19,980	0	0
Overtime Pay	10,000	398	1,000	1,000	0
Vacation Pay	38,076	28,152	52,958	46,269	0
Jury Duty	415	0	494	432	0
Sick Pay	6,982	3,084	27,467	23,998	0
Holiday Pay	<u>26,799</u>	<u>31,674</u>	<u>32,901</u>	<u>28,745</u>	<u>0</u>
TOTAL Salaries	829,173	486,169	1,009,003	864,223	0
<u>Benefits</u>					
Insurance - Employee Assistanc	174	135	177	177	0
CalPERS Pension Exp - PEPRA	0	22,596	0	0	0
CalPERS Pension Exp - Classic	76,027	48,590	90,298	78,904	0
Social Security Expense	51,409	24,569	62,558	53,582	0
Medicare Expense	12,023	7,554	14,631	12,531	0
Insurance - Group Life	3,055	2,184	3,055	3,055	0
Insurance - Group Health	106,558	78,629	111,196	111,196	0
Insurance - Group Dental	5,185	3,776	5,185	5,185	0
Insurance - Group Vision	<u>1,376</u>	<u>1,002</u>	<u>1,376</u>	<u>1,376</u>	<u>0</u>
TOTAL Benefits	255,807	189,036	288,477	266,007	0
<u>Services &amp; Supplies</u>					
District Equipment	14,200	1,683	16,700	16,700	0
Service & Supplies	112,350	24,212	6,500	6,500	0
Gauging Stations Agreement	6,000	14,430	6,000	6,000	0
Computer Upgrades - Hardware	0	0	8,000	5,000	0
Computer Upgrades - Software	24,000	7,184	41,000	41,000	0
Purchased Water	0	224	0	0	0
Outside Contracts	165,000	228,205	280,000	176,000	0
Clothing & Personal Supplies	1,000	1,010	1,000	1,000	0
Communications - Radio & Telep	0	4,485	1,000	1,000	0
Membership & Dues	0	8,505	15,000	15,000	0
Office Supplies	0	6	0	0	0
Postage Expense	0	27	0	0	0
Other Professional Fees	0	207	0	0	0
Licenses & Permits	181,000	30,522	144,250	144,250	0
Small Tools	0	63	0	0	0
Safety Program	1,000	0	0	0	0
Private Vehicle Mileage	0	687	500	500	0
Education & Training Seminars	4,000	300	1,130	1,130	0
Insurance - Aflac Service Fee	<u>0</u>	<u>141</u>	<u>193</u>	<u>193</u>	<u>0</u>
TOTAL Services & Supplies	508,550	321,891	521,273	414,273	0

## 11 -GENERAL FUND

EXPENSES	BUDGET 2020-2021	EXPENDITURES T0:30Jun21	DEPARTMENT REQUESTED	GEN MGR RECOMMENDED	BOARD APPROVED
<u>Salaries - Work Orders</u>					
Regular Salaries	<u>0</u>	<u>80,597</u>	<u>0</u>	<u>0</u>	<u>0</u>
TOTAL Salaries - Work Orders	0	80,597	0	0	0
<u>Benefits - Work Orders</u>					
CalPERS Pension Exp - Classic	0	7,799	0	0	0
Social Security Expense	0	3,853	0	0	0
Medicare Expense	<u>0</u>	<u>1,229</u>	<u>0</u>	<u>0</u>	<u>0</u>
TOTAL Benefits - Work Orders	0	12,881	0	0	0
<u>Services &amp; Supplies-W.O.</u>					
Service & Supplies	1,600,000	199,841	0	0	0
Outside Contracts	16,075,000	1,942,753	16,611,000	9,191,000	0
Licenses & Permits	0	9,305	0	0	0
CalPERS Pension Exp - PEPRA	<u>0</u>	<u>28</u>	<u>0</u>	<u>0</u>	<u>0</u>
TOTAL Services & Supplies-W.O.	17,675,000	2,151,926	16,611,000	9,191,000	0
<hr/>					
TOTAL ENGINEERING	19,268,530	3,242,502	18,429,752	10,735,502	0

11 -GENERAL FUND

EXPENSES	BUDGET 2020-2021	EXPENDITURES T0:30Jun21	DEPARTMENT REQUESTED	GEN MGR RECOMMENDED	BOARD APPROVED
<u>WATER QUALITY - LAB</u>					
=====					
<u>Salaries</u>					
Regular Salaries	269,352	181,980	283,620	283,620	0
Part Time - Temporary Wages	19,125	6,991	18,480	18,480	0
Overtime Pay	11,125	7,183	10,450	10,450	0
Vacation Pay	13,551	12,850	17,182	17,182	0
Jury Duty	147	0	161	161	0
Sick Pay	2,484	2,972	8,911	8,911	0
Holiday Pay	9,537	11,687	10,673	10,673	0
TOTAL Salaries	325,321	223,663	349,477	349,477	0
<u>Benefits</u>					
Insurance - Employee Assistanc	87	68	97	97	0
CalPERS Pension Exp - PEPRA	0	9,878	0	0	0
CalPERS Pension Exp - Classic	29,264	29,032	30,220	30,220	0
Social Security Expense	20,169	14,319	21,668	21,668	0
Medicare Expense	4,717	3,441	5,067	5,067	0
Insurance - Group Life	801	573	945	945	0
Insurance - Group Health	75,814	55,336	86,378	86,378	0
Insurance - Group Dental	3,935	2,865	4,239	4,239	0
Insurance - Group Vision	688	501	757	757	0
TOTAL Benefits	135,475	116,012	149,372	149,372	0
<u>Services &amp; Supplies</u>					
District Equipment	8,600	6,269	3,300	3,300	0
Service & Supplies	45,672	23,479	61,689	61,689	0
Computer Upgrades - Hardware	3,275	0	575	575	0
Outside Contracts	164,245	54,487	191,604	189,604	0
Clothing & Personal Supplies	1,430	1,027	1,785	1,785	0
Communications - Radio & Telep	4,400	2,024	2,000	2,000	0
Membership & Dues	210	140	210	210	0
Printing & Binding	300	0	480	480	0
Books & Publications	150	0	1,065	1,065	0
Postage Expense	580	512	1,915	1,915	0
Licenses & Permits	39,067	35,564	39,863	39,863	0
Advertising & Legal Notices	324	142	324	324	0
Small Tools	750	25	250	250	0
Private Vehicle Mileage	515	0	515	515	0
Travel Expense	2,461	15	2,600	2,600	0
Education & Training Seminars	2,823	325	4,285	4,285	0
Pre-Employment Screening	0	32	0	0	0
TOTAL Services & Supplies	274,802	124,041	312,461	310,461	0
<u>Other Operating Expenses</u>					

CASITAS MUNICIPAL WATER DISTRICT  
 REVENUE/EXPENDITURES STATEMENT  
 PROPOSED BUDGET FOR 2021/2022

11 -GENERAL FUND

EXPENSES	BUDGET 2020-2021	EXPENDITURES TO:30Jun21	DEPARTMENT REQUESTED	GEN MGR RECOMMENDED	BOARD APPROVED
<u>Salaries - Work Orders</u>	_____	_____	_____	_____	_____
<u>Benefits - Work Orders</u>	_____	_____	_____	_____	_____
<u>Services &amp; Supplies-W.O.</u>					
Service & Supplies	150,000	19,350	24,544	24,544	0
Outside Contracts	<u>0</u>	<u>0</u>	<u>60,000</u>	<u>60,000</u>	<u>0</u>
TOTAL Services & Supplies-W.O.	150,000	19,350	84,544	84,544	0
<hr/>					
TOTAL WATER QUALITY - LAB	885,598	483,066	895,854	893,854	0

11 -GENERAL FUND

EXPENSES	BUDGET 2020-2021	EXPENDITURES T0:30Jun21	DEPARTMENT REQUESTED	GEN MGR RECOMMENDED	BOARD APPROVED
<u>UTILITIES MAINTENANCE</u>					
=====					
<u>Salaries</u>					
Regular Salaries	434,098	262,171	428,884	428,884	0
Overtime Pay	15,000	25,350	15,000	15,000	0
Standby Pay	9,640	11,295	14,460	14,460	0
Vacation Pay	21,837	20,100	25,978	25,978	0
Jury Duty	238	0	241	241	0
Sick Pay	4,004	14,356	13,476	13,476	0
Holiday Pay	<u>15,370</u>	<u>16,947</u>	<u>16,140</u>	<u>16,140</u>	<u>0</u>
TOTAL Salaries	500,187	350,219	514,179	514,179	0
<u>Benefits</u>					
Insurance - Employee Assistanc	0	126	169	169	0
CalPERS Pension Exp - PEPRA	0	14,232	0	0	0
CalPERS Pension Exp - Classic	45,527	39,788	45,625	45,625	0
Social Security Expense	31,609	22,170	31,879	31,879	0
Medicare Expense	7,393	5,415	7,456	7,456	0
Insurance - Group Life	1,231	952	1,450	1,450	0
Insurance - Group Health	84,498	59,350	97,325	97,325	0
Insurance - Group Dental	1,147	2,615	4,128	4,128	0
Insurance - Group Vision	<u>1,231</u>	<u>928</u>	<u>1,319</u>	<u>1,319</u>	<u>0</u>
TOTAL Benefits	172,636	145,576	189,351	189,351	0
<u>Services &amp; Supplies</u>					
District Equipment	32,000	31,305	27,200	25,000	0
Service & Supplies	86,010	74,789	108,965	107,465	0
Computer Upgrades - Hardware	0	0	4,200	4,200	0
Outside Contracts	8,500	2,873	5,020	5,020	0
Clothing & Personal Supplies	4,950	6,128	7,425	7,425	0
Communications - Radio & Telep	4,500	3,020	3,500	3,500	0
Licenses & Permits	1,000	155	1,000	1,000	0
Small Tools	14,600	16,161	19,547	19,547	0
Travel Expense	2,000	926	1,500	1,500	0
Education & Training Seminars	4,585	946	6,865	6,865	0
Insurance - Aflac Service Fee	<u>0</u>	<u>39</u>	<u>0</u>	<u>0</u>	<u>0</u>
TOTAL Services & Supplies	158,145	136,342	185,222	181,522	0
<u>Services &amp; Supplies-W.O.</u>					
Service & Supplies	<u>60,000</u>	<u>59,089</u>	<u>87,500</u>	<u>78,200</u>	<u>0</u>
TOTAL Services & Supplies-W.O.	60,000	59,089	87,500	78,200	0
<hr/>					
TOTAL UTILITIES MAINTENANCE	890,968	691,226	976,252	963,252	0



11 -GENERAL FUND

EXPENSES	BUDGET 2020-2021	EXPENDITURES T0:30Jun21	DEPARTMENT REQUESTED	GEN MGR RECOMMENDED	BOARD APPROVED
<u>ELECTRICAL MECHANICAL</u>					
=====					
<u>Salaries</u>					
Regular Salaries	474,332	311,892	560,890	560,890	0
Overtime Pay	32,200	36,231	46,000	46,000	0
Standby Pay	24,100	15,140	31,812	31,812	0
Vacation Pay	26,021	12,638	33,978	33,978	0
Jury Duty	283	0	316	316	0
Sick Pay	47,713	13,874	17,623	17,623	0
Holiday Pay	18,314	21,077	21,109	21,109	0
TOTAL Salaries	622,963	410,851	711,728	711,728	0
<u>Benefits</u>					
Insurance - Employee Assistanc	119	113	162	162	0
CalPERS Pension Exp - PEPRA	0	18,325	0	0	0
CalPERS Pension Exp - Classic	57,817	43,590	62,076	62,076	0
Social Security Expense	38,624	24,736	44,127	44,127	0
Medicare Expense	9,032	6,420	10,320	10,320	0
Insurance - Group Life	1,539	1,371	2,108	2,108	0
Insurance - Group Health	89,916	82,695	114,722	114,722	0
Insurance - Group Dental	4,235	4,039	5,129	5,129	0
Insurance - Group Vision	918	835	1,262	1,262	0
TOTAL Benefits	202,200	182,124	239,905	239,905	0
<u>Services &amp; Supplies</u>					
District Equipment	20,000	23,423	13,175	13,175	0
Service & Supplies	101,800	77,618	81,200	77,700	0
Utilities	0	14,680	0	0	0
Power Purchased for Pumping	1,860,000	963,724	1,710,000	1,710,000	0
Computer Upgrades - Hardware	8,000	9,085	3,150	3,150	0
Outside Contracts	233,600	179,356	263,350	262,350	0
Clothing & Personal Supplies	5,850	3,883	3,500	3,500	0
Communications - Radio & Telep	5,660	8,561	11,100	11,100	0
Books & Publications	600	0	0	0	0
Licenses & Permits	57,444	59,120	139,820	139,820	0
Small Tools	6,600	854	15,350	14,850	0
Private Vehicle Mileage	500	0	0	0	0
Travel Expense	2,000	0	0	0	0
Education & Training Seminars	10,220	349	6,000	6,000	0
Pre-Employment Screening	0	32	0	0	0
Insurance - Workers Compensati	0	22,360	0	0	0
TOTAL Services & Supplies	2,312,274	1,363,043	2,246,645	2,241,645	0
<u>Other Operating Expenses</u>					

CASITAS MUNICIPAL WATER DISTRICT  
 REVENUE/EXPENDITURES STATEMENT  
 PROPOSED BUDGET FOR 2021/2022

11 -GENERAL FUND

EXPENSES	BUDGET 2020-2021	EXPENDITURES T0:30Jun21	DEPARTMENT REQUESTED	GEN MGR RECOMMENDED	BOARD APPROVED
<u>Salaries - Work Orders</u>	_____	_____	_____	_____	_____
<u>Benefits - Work Orders</u>	_____	_____	_____	_____	_____
<u>Services &amp; Supplies-W.O.</u>					
Service & Supplies	217,500	47,335	101,400	80,900	0
Outside Contracts	<u>0</u>	<u>0</u>	<u>26,000</u>	<u>0</u>	<u>0</u>
TOTAL Services & Supplies-W.O.	217,500	47,335	127,400	80,900	0
<hr/>					
TOTAL ELECTRICAL MECHANICAL	3,354,937	2,003,354	3,325,678	3,274,178	0

11 -GENERAL FUND

EXPENSES	BUDGET 2020-2021	EXPENDITURES T0:30Jun21	DEPARTMENT REQUESTED	GEN MGR RECOMMENDED	BOARD APPROVED
<u>DIST MAINT - PIPELINE</u>					
=====					
<u>Salaries</u>					
Regular Salaries	500,692	355,211	538,827	538,827	0
Overtime Pay	48,000	46,657	45,500	45,500	0
Standby Pay	64,106	12,889	22,413	22,413	0
Vacation Pay	25,189	22,586	32,641	32,641	0
Jury Duty	274	488	303	303	0
Sick Pay	4,620	5,442	16,929	16,929	0
Holiday Pay	<u>17,727</u>	<u>22,296</u>	<u>20,279</u>	<u>20,279</u>	<u>0</u>
TOTAL Salaries	660,608	465,568	676,892	676,892	0
<u>Benefits</u>					
Insurance - Employee Assistanc	0	155	191	191	0
CalPERS Pension Exp - PEPRA	0	20,650	0	0	0
CalPERS Pension Exp - Classic	61,311	52,624	59,753	59,753	0
Social Security Expense	40,958	25,817	41,967	41,967	0
Medicare Expense	9,579	7,143	9,815	9,815	0
Insurance - Group Life	1,714	1,551	1,999	1,999	0
Insurance - Group Health	131,478	112,234	150,250	150,250	0
Insurance - Group Dental	6,469	5,355	6,951	6,951	0
Insurance - Group Vision	<u>1,376</u>	<u>1,021</u>	<u>1,492</u>	<u>1,492</u>	<u>0</u>
TOTAL Benefits	252,885	226,550	272,419	272,419	0
<u>Services &amp; Supplies</u>					
District Equipment	56,000	35,318	49,100	49,100	0
Service & Supplies	440,870	219,867	499,862	464,862	0
Utilities	0	1,676	0	0	0
Computer Upgrades - Hardware	3,500	760	0	0	0
Outside Contracts	192,200	197,210	222,950	133,450	0
Clothing & Personal Supplies	5,890	3,930	11,640	11,640	0
Communications - Radio & Telep	3,200	3,449	2,950	2,950	0
Printing & Binding	0	0	1,500	1,500	0
Licenses & Permits	2,050	315	1,450	1,450	0
Small Tools	66,200	17,458	59,050	57,550	0
Travel Expense	2,000	3,506	5,000	5,000	0
Education & Training Seminars	20,095	779	16,100	16,100	0
Property Losses for Operations	0	106	0	0	0
Insurance - Workers Compensati	0	953	0	0	0
Insurance - Aflac Service Fee	<u>177</u>	<u>109</u>	<u>193</u>	<u>193</u>	<u>0</u>
TOTAL Services & Supplies	792,182	485,437	869,795	743,795	0
<u>Other Operating Expenses</u>					
_____					
<u>Salaries - Work Orders</u>					
_____					

CASITAS MUNICIPAL WATER DISTRICT  
 REVENUE/EXPENDITURES STATEMENT  
 PROPOSED BUDGET FOR 2021/2022

11 -GENERAL FUND

EXPENSES	BUDGET 2020-2021	EXPENDITURES TO:30Jun21	DEPARTMENT REQUESTED	GEN MGR RECOMMENDED	BOARD APPROVED
<u>Benefits - Work Orders</u>					
<u>Services &amp; Supplies-W.O.</u>					
Service & Supplies	38,000	16,265	73,100	73,100	0
TOTAL Services & Supplies-W.O.	38,000	16,265	73,100	73,100	0
TOTAL DIST MAINT - PIPELINE	1,743,675	1,193,820	1,892,205	1,766,205	0

11 -GENERAL FUND

EXPENSES	BUDGET 2020-2021	EXPENDITURES T0:30Jun21	DEPARTMENT REQUESTED	GEN MGR RECOMMENDED	BOARD APPROVED
<u>WATER TREATMENT</u>					
=====					
<u>Salaries</u>					
Regular Salaries	636,472	398,832	664,795	664,795	0
Overtime Pay	84,300	52,379	81,000	81,000	0
Standby Pay	14,460	16,707	27,715	27,715	0
Vacation Pay	32,018	36,028	40,273	40,273	0
Jury Duty	348	241	376	376	0
Sick Pay	5,870	9,741	20,886	20,886	0
Holiday Pay	<u>22,534</u>	<u>28,806</u>	<u>25,019</u>	<u>25,019</u>	<u>0</u>
TOTAL Salaries	796,002	542,735	860,064	860,064	0
<u>Benefits</u>					
Insurance - Employee Assistanc	232	180	197	197	0
CalPERS Pension Exp - PEPR	0	9,541	0	0	0
CalPERS Pension Exp - Classic	73,878	83,198	75,994	75,994	0
Social Security Expense	50,249	33,442	53,324	53,324	0
Medicare Expense	11,751	8,454	12,471	12,471	0
Insurance - Group Life	2,279	1,572	1,991	1,991	0
Insurance - Group Health	168,956	121,593	147,224	147,224	0
Insurance - Group Dental	7,804	5,601	6,402	6,402	0
Insurance - Group Vision	<u>1,872</u>	<u>1,336</u>	<u>1,537</u>	<u>1,537</u>	<u>0</u>
TOTAL Benefits	317,021	264,917	299,139	299,139	0
<u>Services &amp; Supplies</u>					
District Equipment	28,000	6,681	13,900	13,900	0
Service & Supplies	99,480	62,737	106,255	105,355	0
Utilities	114,900	79,628	131,750	131,750	0
Chlorine	108,670	52,982	108,670	108,670	0
Polymer	48,705	21,574	48,705	48,705	0
Ferric	14,552	12,157	15,300	15,300	0
Liquid Oxygen	165,000	86,752	155,000	155,000	0
Ammonia	32,725	14,120	32,725	32,725	0
Caustics	89,250	45,239	89,250	89,250	0
Computer Upgrades - Hardware	2,250	0	0	0	0
Computer Upgrades - Software	0	0	350	350	0
Outside Contracts	102,680	27,890	120,755	95,255	0
Clothing & Personal Supplies	6,250	4,417	7,142	7,142	0
Communications - Radio & Telep	18,360	9,650	17,782	17,782	0
Office Supplies	0	0	325	325	0
Postage Expense	0	588	0	0	0
Licenses & Permits	11,700	2,875	16,750	16,750	0
Small Tools	1,350	1,645	1,250	1,250	0
Safety Program	0	1,401	0	0	0
Travel Expense	4,200	409	4,200	4,200	0
Education & Training Seminars	9,225	704	10,630	10,630	0
Insurance - Aflac Service Fee	<u>0</u>	<u>141</u>	<u>193</u>	<u>193</u>	<u>0</u>
TOTAL Services & Supplies	857,297	431,590	880,932	854,532	0

CASITAS MUNICIPAL WATER DISTRICT  
 REVENUE/EXPENDITURES STATEMENT  
 PROPOSED BUDGET FOR 2021/2022

11 -GENERAL FUND

EXPENSES	BUDGET 2020-2021	EXPENDITURES T0:30Jun21	DEPARTMENT REQUESTED	GEN MGR RECOMMENDED	BOARD APPROVED
<u>Other Operating Expenses</u>	_____	_____	_____	_____	_____
<u>Salaries - Work Orders</u>	_____	_____	_____	_____	_____
<u>Benefits - Work Orders</u>	_____	_____	_____	_____	_____
<u>Services &amp; Supplies-W.O.</u>					
Service & Supplies	100,000	997	240,500	120,500	0
Outside Contracts	<u>70,000</u>	<u>27,362</u>	<u>75,000</u>	<u>75,000</u>	<u>0</u>
TOTAL Services & Supplies-W.O.	170,000	28,359	315,500	195,500	0
<hr/>					
TOTAL WATER TREATMENT	2,140,320	1,267,600	2,355,635	2,209,234	0

11 -GENERAL FUND

EXPENSES	BUDGET 2020-2021	EXPENDITURES T0:30Jun21	DEPARTMENT REQUESTED	GEN MGR RECOMMENDED	BOARD APPROVED
<u>OPERATIONS - MAINTENANCE</u>					
=====					
<u>Salaries</u>					
Regular Salaries	232,618	139,604	240,539	240,539	0
Part Time - Temporary Wages	0	3,314	0	0	0
Overtime Pay	0	5,261	8,500	8,500	0
Standby Pay	0	1,605	0	0	0
Vacation Pay	11,702	9,373	14,572	14,572	0
Jury Duty	128	0	136	136	0
Sick Pay	2,146	3,582	7,557	7,557	0
Holiday Pay	8,236	8,818	9,053	9,053	0
TOTAL Salaries	254,830	171,558	280,357	280,357	0
<u>Benefits</u>					
Insurance - Employee Assistanc	87	85	122	122	0
CalPERS Pension Exp - PEPRA	0	12,298	0	0	0
CalPERS Pension Exp - Classic	23,651	18,807	25,596	25,596	0
Social Security Expense	15,800	11,146	17,382	17,382	0
Medicare Expense	3,695	2,653	4,065	4,065	0
Insurance - Group Life	632	574	902	902	0
Insurance - Group Health	66,704	55,036	84,061	84,061	0
Insurance - Group Dental	2,923	2,365	3,492	3,492	0
Insurance - Group Vision	688	631	952	952	0
Insurance - Unemployment	0	4,573	0	0	0
TOTAL Benefits	114,180	108,169	136,573	136,573	0
<u>Services &amp; Supplies</u>					
District Equipment	20,000	25,075	16,000	16,000	0
Service & Supplies	53,500	39,311	68,600	62,800	0
Computer Upgrades - Hardware	0	0	2,900	2,500	0
Outside Contracts	132,700	71,888	138,216	131,016	0
Clothing & Personal Supplies	6,060	5,929	7,410	7,110	0
Communications - Radio & Telep	1,200	1,395	1,500	1,500	0
Membership & Dues	200	0	250	250	0
Licenses & Permits	500	84	500	500	0
Small Tools	7,850	7,229	8,750	8,250	0
Education & Training Seminars	5,300	91	6,090	6,090	0
Insurance - Workers Compensati	0	195	0	0	0
Insurance - Aflac Service Fee	0	32	0	0	0
TOTAL Services & Supplies	227,310	151,228	250,216	236,016	0
<u>Other Operating Expenses</u>					
_____					
<u>Salaries - Work Orders</u>					
_____					

11 -GENERAL FUND

EXPENSES	BUDGET 2020-2021	EXPENDITURES T0:30Jun21	DEPARTMENT REQUESTED	GEN MGR RECOMMENDED	BOARD APPROVED
<u>Benefits - Work Orders</u>					
<u>Services &amp; Supplies-W.O.</u>					
Service & Supplies	0	0	16,000	16,000	0
Outside Contracts	<u>8,500</u>	<u>0</u>	<u>0</u>	<u>0</u>	<u>0</u>
TOTAL Services & Supplies-W.O.	8,500	0	16,000	16,000	0
TOTAL OPERATIONS - MAINTENANCE	604,820	430,954	683,146	668,946	0



11 -GENERAL FUND

EXPENSES	BUDGET 2020-2021	EXPENDITURES T0:30Jun21	DEPARTMENT REQUESTED	GEN MGR RECOMMENDED	BOARD APPROVED
<b>RECREATION - OPERATIONS</b>					
=====					
<u>Salaries</u>					
Regular Salaries	900,265	596,029	906,067	840,075	0
Part Time - Temporary Wages	200,262	152,412	189,734	189,734	0
Overtime Pay	30,000	22,240	25,000	25,000	0
Shift Pay	12,000	7,779	12,000	12,000	0
Standby Pay	0	945	0	0	0
Vacation Pay	45,891	54,559	54,888	50,891	0
Jury Duty	499	0	511	474	0
Sick Pay	8,415	13,063	28,468	26,395	0
Holiday Pay	32,300	31,390	34,100	31,618	0
Seasonal Pay	<u>104,930</u>	<u>0</u>	<u>32,415</u>	<u>32,415</u>	<u>0</u>
TOTAL Salaries	1,334,562	878,416	1,283,183	1,208,602	0
<u>Benefits</u>					
Insurance - Employee Assistanc	320	259	315	301	0
CalPERS Pension Exp - PEPRA	0	46,212	0	0	0
CalPERS Pension Exp - Classic	95,535	77,495	113,100	106,290	0
Social Security Expense	82,743	56,408	79,557	74,933	0
Medicare Expense	19,351	13,693	18,606	17,525	0
Insurance - Group Life	4,325	2,868	3,967	3,848	0
Insurance - Group Health	224,307	151,447	184,888	179,827	0
Insurance - Group Dental	11,121	7,380	8,976	8,585	0
Insurance - Group Vision	2,523	1,912	2,458	2,347	0
Insurance - Unemployment	<u>0</u>	<u>1,937</u>	<u>0</u>	<u>0</u>	<u>0</u>
TOTAL Benefits	440,225	359,611	411,868	393,657	0
<u>Services &amp; Supplies</u>					
District Equipment	85,000	29,219	48,800	48,800	0
Service & Supplies	42,450	13,002	46,500	44,000	0
Utilities	107,000	69,410	108,000	100,000	0
Computer Upgrades - Hardware	6,400	4,163	3,500	3,500	0
Computer Upgrades - Software	0	0	500	500	0
Outside Contracts	8,000	4,630	7,000	7,000	0
Clothing & Personal Supplies	3,800	582	3,000	3,000	0
Communications - Radio & Telep	11,000	14,096	13,000	13,000	0
Membership & Dues	665	957	885	885	0
Printing & Binding	5,600	0	750	750	0
Office Supplies	1,000	237	500	500	0
Postage Expense	200	48	200	200	0
Other Professional Fees	8,870	1,130	10,400	9,400	0
Licenses & Permits	250	0	250	250	0
Advertising & Legal Notices	0	100	200	200	0
Public Information Program	4,500	0	2,500	2,500	0
Private Vehicle Mileage	150	0	150	150	0
Travel Expense	6,000	0	2,500	2,500	0

11 -GENERAL FUND

EXPENSES	BUDGET 2020-2021	EXPENDITURES T0:30Jun21	DEPARTMENT REQUESTED	GEN MGR RECOMMENDED	BOARD APPROVED
Education & Training Seminars	8,000	0	4,100	4,100	0
Pre-Employment Screening	0	0	250	250	0
Credit Card Fees	11,000	10,668	12,000	12,000	0
Insurance - Workers Compensati	0	21,957	0	0	0
Insurance - Aflac Service Fee	<u>0</u>	<u>70</u>	<u>193</u>	<u>193</u>	<u>0</u>
TOTAL Services & Supplies	309,885	170,269	265,178	253,678	0
<u>Other Operating Expenses</u>					
Administration Overhead	<u>524,236</u>	<u>0</u>	<u>523,832</u>	<u>523,832</u>	<u>0</u>
TOTAL Other Operating Expenses	524,236	0	523,832	523,832	0
<u>Salaries - Work Orders</u>					
<u>Benefits - Work Orders</u>					
<u>Services &amp; Supplies-W.O.</u>					
Service & Supplies	2,000	0	0	0	0
Outside Contracts	<u>0</u>	<u>0</u>	<u>200,000</u>	<u>0</u>	<u>0</u>
TOTAL Services & Supplies-W.O.	2,000	0	200,000	0	0
<hr/>					
TOTAL RECREATION - OPERATIONS	2,610,908	1,408,295	2,684,061	2,379,769	0

11 -GENERAL FUND

EXPENSES	BUDGET 2020-2021	EXPENDITURES T0:30Jun21	DEPARTMENT REQUESTED	GEN MGR RECOMMENDED	BOARD APPROVED
<u>RECREATION - MAINTENANCE</u>					
=====					
<u>Salaries</u>					
Regular Salaries	216,672	184,456	281,169	281,169	0
Part Time - Temporary Wages	261,900	133,230	124,384	124,384	0
Overtime Pay	5,500	3,370	3,500	3,500	0
Vacation Pay	10,900	11,283	17,033	17,033	0
Jury Duty	119	0	159	159	0
Sick Pay	1,999	7,149	8,834	8,834	0
Holiday Pay	7,672	11,761	10,582	10,582	0
Seasonal Pay	0	0	31,096	31,096	0
TOTAL Salaries	504,762	351,251	476,757	476,757	0
<u>Benefits</u>					
Insurance - Employee Assistanc	116	101	113	113	0
CalPERS Pension Exp - PEPRA	0	7,107	0	0	0
CalPERS Pension Exp - Classic	29,300	33,225	40,689	40,689	0
Social Security Expense	31,295	23,215	29,559	29,559	0
Medicare Expense	7,319	5,429	6,913	6,913	0
Insurance - Group Life	1,094	925	1,129	1,129	0
Insurance - Group Health	67,892	39,755	48,081	48,081	0
Insurance - Group Dental	2,951	1,297	1,966	1,966	0
Insurance - Group Vision	918	1,150	882	882	0
TOTAL Benefits	140,885	112,204	129,332	129,332	0
<u>Services &amp; Supplies</u>					
District Equipment	89,000	93,939	76,100	76,100	0
Service & Supplies	99,700	91,130	99,500	96,500	0
Utilities	1,500	0	1,500	1,500	0
Purchased Water	35,000	90,694	80,000	80,000	0
Outside Contracts	157,000	98,062	155,000	155,000	0
Clothing & Personal Supplies	3,000	1,442	2,500	2,500	0
Communications - Radio & Telep	3,000	1,624	2,000	2,000	0
Office Equipment Maintenance	2,000	0	500	500	0
Membership & Dues	90	0	90	90	0
Licenses & Permits	3,100	0	3,100	3,100	0
Small Tools	2,500	22,341	2,500	2,500	0
Safety Program	2,000	4,177	0	0	0
Travel Expense	2,000	0	0	0	0
Education & Training Seminars	4,500	892	4,950	4,950	0
Pre-Employment Screening	0	154	250	250	0
Insurance - Workers Compensati	0	8,945	0	0	0
Insurance - Aflac Service Fee	0	18	0	0	0
TOTAL Services & Supplies	404,390	413,417	427,990	424,990	0

11 -GENERAL FUND

EXPENSES	BUDGET 2020-2021	EXPENDITURES T0:30Jun21	DEPARTMENT REQUESTED	GEN MGR RECOMMENDED	BOARD APPROVED
<u>Other Operating Expenses</u>	_____	_____	_____	_____	_____
<u>Salaries - Work Orders</u>	_____	_____	_____	_____	_____
<u>Benefits - Work Orders</u>	_____	_____	_____	_____	_____
<u>Services &amp; Supplies-W.O.</u>					
Service & Supplies	5,000	0	85,000	62,500	0
Outside Contracts	<u>0</u>	<u>0</u>	<u>100,000</u>	<u>75,000</u>	<u>0</u>
TOTAL Services & Supplies-W.O.	5,000	0	185,000	137,500	0
<hr/>					
TOTAL RECREATION - MAINTENANCE	1,055,037	876,872	1,219,079	1,168,579	0

11 -GENERAL FUND

EXPENSES	BUDGET 2020-2021	EXPENDITURES T0:30Jun21	DEPARTMENT REQUESTED	GEN MGR RECOMMENDED	BOARD APPROVED
<u>RECREATION - PUBLIC REL</u>					
=====					
<u>Salaries</u>					
Regular Salaries	53,456	0	56,582	56,582	0
Part Time - Temporary Wages	42,100	47,460	117,807	117,807	0
Overtime Pay	0	0	200	200	0
Vacation Pay	2,689	0	3,428	3,428	0
Jury Duty	29	0	32	32	0
Sick Pay	493	0	1,778	1,778	0
Holiday Pay	1,893	0	2,129	2,129	0
Seasonal Pay	<u>82,445</u>	<u>0</u>	<u>26,196</u>	<u>26,196</u>	<u>0</u>
TOTAL Salaries	183,105	47,460	208,152	208,152	0
<u>Benefits</u>					
Insurance - Employee Assistanc	0	0	29	29	0
CalPERS Pension Exp - PEPRA	0	63	0	0	0
CalPERS Pension Exp - Classic	5,435	2,920	16,613	16,613	0
Social Security Expense	11,353	3,090	12,905	12,905	0
Medicare Expense	2,655	723	3,018	3,018	0
Insurance - Group Life	0	0	263	263	0
Insurance - Group Health	0	0	16,546	16,546	0
Insurance - Group Dental	0	0	782	782	0
Insurance - Group Vision	<u>0</u>	<u>0</u>	<u>223</u>	<u>223</u>	<u>0</u>
TOTAL Benefits	19,443	6,796	50,379	50,379	0
<u>Services &amp; Supplies</u>					
Service & Supplies	17,000	8,603	10,000	8,000	0
Computer Upgrades - Hardware	1,000	705	500	500	0
Computer Upgrades - Software	25,000	0	500	500	0
Fish Purchases	20,000	0	20,000	20,000	0
Outside Contracts	21,087	39,370	20,000	20,000	0
Clothing & Personal Supplies	4,500	0	2,500	2,500	0
Communications - Radio & Telep	400	296	400	400	0
Membership & Dues	340	0	0	0	0
Printing & Binding	8,000	2,859	8,000	6,500	0
Office Supplies	4,000	547	2,500	2,500	0
Postage Expense	0	616	0	0	0
Licenses & Permits	0	0	5,000	5,000	0
Advertising & Legal Notices	2,400	0	500	500	0
Public Information Program	6,000	3,265	3,500	3,500	0
Education & Training Seminars	0	0	500	500	0
Pre-Employment Screening	0	0	150	150	0
Credit Card Fees	<u>48,000</u>	<u>35,648</u>	<u>45,000</u>	<u>45,000</u>	<u>0</u>
TOTAL Services & Supplies	157,727	91,909	119,050	115,550	0

11 -GENERAL FUND

EXPENSES	BUDGET 2020-2021	EXPENDITURES TO:30Jun21	DEPARTMENT REQUESTED	GEN MGR RECOMMENDED	BOARD APPROVED
<u>Other Operating Expenses</u>	_____	_____	_____	_____	_____
<u>Salaries - Work Orders</u>	_____	_____	_____	_____	_____
<u>Benefits - Work Orders</u>	_____	_____	_____	_____	_____
<u>Services &amp; Supplies-W.O.</u>	_____	_____	_____	_____	_____
TOTAL RECREATION - PUBLIC REL	360,275	146,165	377,581	374,081	0

11 -GENERAL FUND

EXPENSES	BUDGET 2020-2021	EXPENDITURES T0:30Jun21	DEPARTMENT REQUESTED	GEN MGR RECOMMENDED	BOARD APPROVED
<u>RECREATION - WATER PARK</u>					
=====					
<u>Salaries</u>					
Regular Salaries	89,363	42,665	90,083	90,083	0
Part Time - Temporary Wages	248,919	71,254	107,223	107,223	0
Overtime Pay	400	0	300	300	0
Vacation Pay	4,495	3,670	5,457	5,457	0
Jury Duty	49	0	51	51	0
Sick Pay	824	2,208	2,830	2,830	0
Holiday Pay	3,164	3,348	3,390	3,390	0
Seasonal Pay	<u>26,982</u>	<u>0</u>	<u>167,206</u>	<u>167,206</u>	<u>0</u>
TOTAL Salaries	374,196	123,146	376,540	376,540	0
<u>Benefits</u>					
Insurance - Employee Assistanc	29	23	29	29	0
CalPERS Pension Exp - PEPRA	0	16	0	0	0
CalPERS Pension Exp - Classic	9,123	15,089	19,112	19,112	0
Social Security Expense	23,200	8,453	23,345	23,345	0
Medicare Expense	5,426	1,977	5,460	5,460	0
Insurance - Group Life	284	203	276	276	0
Insurance - Group Health	27,682	20,143	26,821	26,821	0
Insurance - Group Dental	1,312	955	1,273	1,273	0
Insurance - Group Vision	229	167	223	223	0
Insurance - Unemployment	<u>0</u>	<u>( 1,053 )</u>	<u>0</u>	<u>0</u>	<u>0</u>
TOTAL Benefits	67,285	45,974	76,539	76,539	0
<u>Services &amp; Supplies</u>					
District Equipment	1,600	8,681	950	950	0
Service & Supplies	36,200	8,096	19,000	17,000	0
Utilities	20,000	3,822	10,000	10,000	0
Chlorine	14,000	0	7,000	7,000	0
Chemicals - Water Playground	4,200	0	2,200	2,200	0
Concession Supplies - Archived	1,500	0	800	800	0
Computer Upgrades - Hardware	0	446	500	500	0
Computer Upgrades - Software	0	325	500	500	0
Outside Contracts	8,040	8,774	5,500	5,500	0
Clothing & Personal Supplies	9,500	0	5,000	5,000	0
Communications - Radio & Telep	3,500	208	500	500	0
Membership & Dues	574	0	574	574	0
Printing & Binding	800	0	400	400	0
Office Supplies	1,000	0	500	500	0
Licenses & Permits	0	30	360	360	0
Advertising & Legal Notices	4,070	0	1,000	1,000	0
Small Tools	300	0	300	300	0
Public Information Program	6,000	1,535	3,500	3,500	0
Safety Program	600	0	300	300	0
Education & Training Seminars	1,500	0	1,425	1,425	0

CASITAS MUNICIPAL WATER DISTRICT  
 REVENUE/EXPENDITURES STATEMENT  
 PROPOSED BUDGET FOR 2021/2022

11 -GENERAL FUND

EXPENSES	BUDGET 2020-2021	EXPENDITURES TO:30Jun21	DEPARTMENT REQUESTED	GEN MGR RECOMMENDED	BOARD APPROVED
Pre-Employment Screening	5,700	0	1,500	1,500	0
Credit Card Fees	9,000	1,251	4,500	4,500	0
Insurance - Aflac Service Fee	<u>0</u>	<u>70</u>	<u>193</u>	<u>193</u>	<u>0</u>
TOTAL Services & Supplies	128,084	33,238	66,502	64,502	0
<u>Other Operating Expenses</u>	<u>                    </u>	<u>                    </u>	<u>                    </u>	<u>                    </u>	<u>                    </u>
<u>Salaries - Work Orders</u>	<u>                    </u>	<u>                    </u>	<u>                    </u>	<u>                    </u>	<u>                    </u>
<u>Benefits - Work Orders</u>	<u>                    </u>	<u>                    </u>	<u>                    </u>	<u>                    </u>	<u>                    </u>
<u>Services &amp; Supplies-W.O.</u>	<u>                    </u>	<u>                    </u>	<u>                    </u>	<u>                    </u>	<u>                    </u>
Service & Supplies	0	0	30,000	30,000	0
Outside Contracts	<u>0</u>	<u>0</u>	<u>15,000</u>	<u>15,000</u>	<u>0</u>
TOTAL Services & Supplies-W.O.	0	0	45,000	45,000	0
<u>TOTAL RECREATION - WATER PARK</u>	<u>569,565</u>	<u>202,358</u>	<u>564,580</u>	<u>562,580</u>	<u>0</u>
<u>TOTAL EXPENDITURES</u>	<u>39,555,203</u>	<u>16,146,900</u>	<u>39,901,376</u>	<u>30,965,951</u>	<u>0</u>
<u>REVENUE OVER/(UNDER) EXPENDITURES</u>	<u>( 16,573,121)</u>	<u>( 1,590,987)</u>	<u>( 16,853,873)</u>	<u>( 7,658,594)</u>	<u>0</u>



CASITAS MUNICIPAL WATER DISTRICT  
 REVENUE/EXPENDITURES STATEMENT  
 PROPOSED BUDGET FOR 2021/2022

12 -Adjudication  
 FINANCIAL SUMMARY

	BUDGET 2020-2021	REV./EXP. T0:30Jun21	DEPARTMENT REQUESTED	GEN MGR RECOMMENDED	BOARD APPROVED
<u>REVENUE SUMMARY</u>					
<u>Non Departmental</u>					
WATER STANDBY	0	340,466	584,000	584,000	0
WATER DELINQUNCY	<u>0</u>	<u>2,094</u>	<u>0</u>	<u>0</u>	<u>0</u>
TOTAL Non Departmental	<u>0</u>	<u>342,560</u>	<u>584,000</u>	<u>584,000</u>	<u>0</u>
TOTAL REVENUE	0	342,560	584,000	584,000	0

CASITAS MUNICIPAL WATER DISTRICT  
 REVENUE/EXPENDITURES STATEMENT  
 PROPOSED BUDGET FOR 2021/2022

12 -Adjudication  
 FINANCIAL SUMMARY

	BUDGET 2020-2021	REV./EXP. T0:30Jun21	DEPARTMENT REQUESTED	GEN MGR RECOMMENDED	BOARD APPROVED
<u>EXPENDITURE SUMMARY</u>					
<u>Mangagement</u>					
Services & Supplies	<u>0</u>	<u>129,991</u>	<u>450,000</u>	<u>450,000</u>	<u>0</u>
TOTAL Mangagement	0	129,991	450,000	450,000	0
<u>Administration Services</u>					
Services & Supplies	<u>0</u>	<u>130</u>	<u>250</u>	<u>250</u>	<u>0</u>
TOTAL Administration Services	0	130	250	250	0
TOTAL EXPENDITURES	0	130,122	450,250	450,250	0
REVENUE OVER/(UNDER) EXPENDITURES	0	212,439	133,750	133,750	0

CASITAS MUNICIPAL WATER DISTRICT  
 REVENUE/EXPENDITURES STATEMENT  
 PROPOSED BUDGET FOR 2021/2022

12 -Adjudication

REVENUES	BUDGET 2020-2021	REVENUES T0:30Jun21	DEPARTMENT REQUESTED	GEN MGR RECOMMENDED	BOARD APPROVED
Non Departmental =====					
<u>WATER STANDBY</u>					
Meter Chg- CMWD Adjud Resident	0	70,952	121,700	121,700	0
Meter Chg- CMWD Adjud Comm	0	25,261	43,300	43,300	0
Meter Chg- CMWD Adjud Indust	0	633	1,000	1,000	0
Meter Chg- CMWD Adjud Ag	0	60,404	103,800	103,800	0
Meter Chg- CMWD Adjud Ag Resid	0	93,026	159,600	159,600	0
Meter Chg- CMWD Adjud Interdep	0	1,481	2,500	2,500	0
Meter Chg- CMWD Adjud Resale	0	82,285	141,100	141,100	0
Meter Chg- CMWD Adjud Other	0	6,424	11,000	11,000	0
TOTAL WATER STANDBY	0	340,466	584,000	584,000	0
<u>WATER DELINQUENCY</u>					
Late Fee - Residential	0	821	0	0	0
Late Fee - Business	0	364	0	0	0
Late Fee - Industrial	0	14	0	0	0
Late Fee - Resale	0	141	0	0	0
Late Fee - Other	0	27	0	0	0
Late Fee - Agriculture Domesti	0	377	0	0	0
Late Fee - Agriculture	0	351	0	0	0
TOTAL WATER DELINQUENCY	0	2,094	0	0	0
<hr/>					
TOTAL Non Departmental	0	342,560	584,000	584,000	0
<hr/>					
TOTAL REVENUE	0	342,560	584,000	584,000	0

CASITAS MUNICIPAL WATER DISTRICT  
REVENUE/EXPENDITURES STATEMENT  
PROPOSED BUDGET FOR 2021/2022

12 -Adjudication

EXPENSES	BUDGET 2020-2021	EXPENDITURES T0:30Jun21	DEPARTMENT REQUESTED	GEN MGR RECOMMENDED	BOARD APPROVED
Mangagement =====					
<u>Services &amp; Supplies</u>					
Other Professional Fees	<u>0</u>	<u>129,991</u>	<u>450,000</u>	<u>450,000</u>	<u>0</u>
TOTAL Services & Supplies	0	129,991	450,000	450,000	0
<hr/>					
TOTAL Mangagement	0	129,991	450,000	450,000	0

CASITAS MUNICIPAL WATER DISTRICT  
 REVENUE/EXPENDITURES STATEMENT  
 PROPOSED BUDGET FOR 2021/2022

12 -Adjudication

EXPENSES	BUDGET 2020-2021	EXPENDITURES T0:30Jun21	DEPARTMENT REQUESTED	GEN MGR RECOMMENDED	BOARD APPROVED
<hr/>					
Administration Services =====					
<u>Services &amp; Supplies</u>					
Bank Charges	0	130	250	250	0
TOTAL Services & Supplies	0	130	250	250	0
<hr/>					
TOTAL Administration Services	0	130	250	250	0
<hr/>					
TOTAL EXPENDITURES	0	130,122	450,250	450,250	0
REVENUE OVER/(UNDER) EXPENDITURES	0	212,439	133,750	133,750	0

CASITAS MUNICIPAL WATER DISTRICT  
REVENUE/EXPENDITURES STATEMENT  
PROPOSED BUDGET FOR 2021/2022

29 -USBR & SWP BONDED INDEBT  
FINANCIAL SUMMARY

	BUDGET 2020-2021	REV./EXP. T0:30Jun21	DEPARTMENT REQUESTED	GEN MGR RECOMMENDED	BOARD APPROVED
<u>REVENUE SUMMARY</u>					
<u>Non Departmental</u>					
WATER SALES	0	484,504	0	0	0
TOTAL Non Departmental	0	484,504	0	0	0
TOTAL REVENUE	0	484,504	0	0	0

CASITAS MUNICIPAL WATER DISTRICT  
REVENUE/EXPENDITURES STATEMENT  
PROPOSED BUDGET FOR 2021/2022

29 -USBR & SWP BONDED INDEBT  
FINANCIAL SUMMARY

	BUDGET 2020-2021	REV. /EXP. T0:30Jun21	DEPARTMENT REQUESTED	GEN MGR RECOMMENDED	BOARD APPROVED
<u>EXPENDITURE SUMMARY</u>					
<u>PROPERTY TAX</u>					
Services & Supplies	0	1,309	0	0	0
TOTAL PROPERTY TAX	0	1,309	0	0	0
TOTAL EXPENDITURES	0	1,309	0	0	0
REVENUE OVER/(UNDER) EXPENDITURES	0	483,195	0	0	0

CASITAS MUNICIPAL WATER DISTRICT  
 REVENUE/EXPENDITURES STATEMENT  
 PROPOSED BUDGET FOR 2021/2022

29 -USBR & SWP BONDED INDEBT

REVENUES	BUDGET 2020-2021	REVENUES T0:30Jun21	DEPARTMENT REQUESTED	GEN MGR RECOMMENDED	BOARD APPROVED
Non Departmental =====					
<u>WATER SALES</u>					
Bonded Debt - Tax Interest	0	206	0	0	0
Bonded Debt - Tax Interest	0	461,474	0	0	0
Bonded Debt - Tax Secured	0	7,153	0	0	0
Bonded Debt - Unsecured	0	13,622	0	0	0
Bonded Debt - Redemption	<u>0</u>	<u>2,049</u>	<u>0</u>	<u>0</u>	<u>0</u>
TOTAL WATER SALES	0	484,504	0	0	0
<hr/>					
TOTAL Non Departmental	0	484,504	0	0	0
<hr/>					
TOTAL REVENUE	0	484,504	0	0	0



CASITAS MUNICIPAL WATER DISTRICT  
 REVENUE/EXPENDITURES STATEMENT  
 PROPOSED BUDGET FOR 2021/2022

29 -USBR & SWP BONDED INDEBT

EXPENSES	BUDGET 2020-2021	EXPENDITURES T0:30Jun21	DEPARTMENT REQUESTED	GEN MGR RECOMMENDED	BOARD APPROVED
<hr/>					
PROPERTY TAX					
=====					
<u>Services &amp; Supplies</u>					
Property Tax Collection Fee	0	1,309	0	0	0
Property Tax Administration Fe	<u>0</u>	<u>0</u>	<u>0</u>	<u>0</u>	<u>0</u>
TOTAL Services & Supplies	0	1,309	0	0	0
<u>Other Operating Expenses</u>	<u>          </u>	<u>          </u>	<u>          </u>	<u>          </u>	<u>          </u>
<hr/>					
TOTAL PROPERTY TAX	0	1,309	0	0	0
<hr/>					
TOTAL EXPENDITURES	0	1,309	0	0	0
<hr/>					
REVENUE OVER/(UNDER) EXPENDITURES	0	483,195	0	0	0

CASITAS MUNICIPAL WATER DISTRICT  
REVENUE/EXPENDITURES STATEMENT  
PROPOSED BUDGET FOR 2021/2022

69 -MIRA MONTE WATER ASSESME  
FINANCIAL SUMMARY

	BUDGET 2020-2021	REV. /EXP. T0:30Jun21	DEPARTMENT REQUESTED	GEN MGR RECOMMENDED	BOARD APPROVED
<u>REVENUE SUMMARY</u>					
<u>Non Departmental</u>					
WATER SALES	19,212	11,015	19,011	19,011	0
TOTAL Non Departmental	19,212	11,015	19,011	19,011	0
TOTAL REVENUE	19,212	11,015	19,011	19,011	0

CASITAS MUNICIPAL WATER DISTRICT  
REVENUE/EXPENDITURES STATEMENT  
PROPOSED BUDGET FOR 2021/2022

69 -MIRA MONTE WATER ASSESSME  
FINANCIAL SUMMARY

	BUDGET 2020-2021	REV./EXP. T0:30Jun21	DEPARTMENT REQUESTED	GEN MGR RECOMMENDED	BOARD APPROVED
<u>EXPENDITURE SUMMARY</u>					
<u>PROPERTY TAX</u>					
Services & Supplies	<u>0</u>	<u>515</u>	<u>20,038</u>	<u>20,038</u>	<u>0</u>
TOTAL PROPERTY TAX	0	515	20,038	20,038	0
<hr/>					
TOTAL EXPENDITURES	0	515	20,038	20,038	0
REVENUE OVER/(UNDER) EXPENDITURES	19,212	10,500	( 1,027)	( 1,027)	0

CASITAS MUNICIPAL WATER DISTRICT  
 REVENUE/EXPENDITURES STATEMENT  
 PROPOSED BUDGET FOR 2021/2022

69 -MIRA MONTE WATER ASSESSME

REVENUES	BUDGET 2020-2021	REVENUES T0:30Jun21	DEPARTMENT REQUESTED	GEN MGR RECOMMENDED	BOARD APPROVED
Non Departmental =====					
<u>WATER SALES</u>					
MMWS - Tax Interest	0	4	0	0	0
MMWS - Tax Secured	<u>19,212</u>	<u>11,011</u>	<u>19,011</u>	<u>19,011</u>	<u>0</u>
TOTAL WATER SALES	19,212	11,015	19,011	19,011	0
<hr/>					
TOTAL Non Departmental	19,212	11,015	19,011	19,011	0
<hr/>					
TOTAL REVENUE	19,212	11,015	19,011	19,011	0

CASITAS MUNICIPAL WATER DISTRICT  
 REVENUE/EXPENDITURES STATEMENT  
 PROPOSED BUDGET FOR 2021/2022

69 -MIRA MONTE WATER ASSESSME

EXPENSES	BUDGET 2020-2021	EXPENDITURES T0:30Jun21	DEPARTMENT REQUESTED	GEN MGR RECOMMENDED	BOARD APPROVED
<hr/>					
PROPERTY TAX					
=====					
<u>Services &amp; Supplies</u>					
Interest / Penalty Expenses	0	488	19,988	19,988	0
Property Tax Collection Fee	<u>0</u>	<u>28</u>	<u>50</u>	<u>50</u>	<u>0</u>
TOTAL Services & Supplies	0	515	20,038	20,038	0
<hr/>					
TOTAL PROPERTY TAX	0	515	20,038	20,038	0
<hr/>					
TOTAL EXPENDITURES	0	515	20,038	20,038	0
REVENUE OVER/(UNDER) EXPENDITURES	19,212	10,500	( 1,027)	( 1,027)	0

CASITAS MUNICIPAL WATER DISTRICT  
 REVENUE/EXPENDITURES STATEMENT  
 PROPOSED BUDGET FOR 2021/2022

75 -CFD -2013-1  
 FINANCIAL SUMMARY

	BUDGET 2020-2021	REV. /EXP. T0:30Jun21	DEPARTMENT REQUESTED	GEN MGR RECOMMENDED	BOARD APPROVED
<u>REVENUE SUMMARY</u>					
<u>Non Departmental</u>					
WATER SALES	<u>2,713,976</u>	<u>1,579,388</u>	<u>2,772,642</u>	<u>2,772,642</u>	<u>0</u>
TOTAL Non Departmental	<u>2,713,976</u>	<u>1,579,388</u>	<u>2,772,642</u>	<u>2,772,642</u>	<u>0</u>
TOTAL REVENUE	2,713,976	1,579,388	2,772,642	2,772,642	0

CASITAS MUNICIPAL WATER DISTRICT  
 REVENUE/EXPENDITURES STATEMENT  
 PROPOSED BUDGET FOR 2021/2022

75 -CFD -2013-1  
 FINANCIAL SUMMARY

	BUDGET 2020-2021	REV. /EXP. T0:30Jun21	DEPARTMENT REQUESTED	GEN MGR RECOMMENDED	BOARD APPROVED
<u>EXPENDITURE SUMMARY</u>					
<u>Property Tax</u>					
Salaries	0	2,770	0	0	0
Services & Supplies	<u>2,765,688</u>	<u>2,343,919</u>	<u>2,733,438</u>	<u>2,748,438</u>	<u>0</u>
TOTAL Property Tax	2,765,688	2,346,689	2,733,438	2,748,438	0
<hr/>					
TOTAL EXPENDITURES	2,765,688	2,346,689	2,733,438	2,748,438	0
REVENUE OVER/(UNDER) EXPENDITURES	( 51,712)	( 767,302)	39,205	24,205	0

CASITAS MUNICIPAL WATER DISTRICT  
 REVENUE/EXPENDITURES STATEMENT  
 PROPOSED BUDGET FOR 2021/2022

75 -CFD -2013-1

REVENUES	BUDGET 2020-2021	REVENUES T0:30Jun21	DEPARTMENT REQUESTED	GEN MGR RECOMMENDED	BOARD APPROVED
Non Departmental =====					
<u>WATER SALES</u>					
CFD 2013-1 Interest Investment	0	1,196	0	0	0
CFD 2013-1 - Tax Secured	2,713,976	1,547,668	2,772,642	2,772,642	0
CFD 2013-1 Tax PY Secured/Unse	<u>0</u>	<u>30,523</u>	<u>0</u>	<u>0</u>	<u>0</u>
TOTAL WATER SALES	2,713,976	1,579,388	2,772,642	2,772,642	0
<hr/>					
TOTAL Non Departmental	2,713,976	1,579,388	2,772,642	2,772,642	0
<hr/>					
TOTAL REVENUE	2,713,976	1,579,388	2,772,642	2,772,642	0



CASITAS MUNICIPAL WATER DISTRICT  
 REVENUE/EXPENDITURES STATEMENT  
 PROPOSED BUDGET FOR 2021/2022

75 -CFD -2013-1

EXPENSES	BUDGET 2020-2021	EXPENDITURES T0:30Jun21	DEPARTMENT REQUESTED	GEN MGR RECOMMENDED	BOARD APPROVED
<hr/>					
Property Tax					
=====					
<u>Salaries</u>					
CFD 2013-1 Acquisition Exp	0	2,770	0	0	0
TOTAL Salaries	0	2,770	0	0	0
<u>Services &amp; Supplies</u>					
Other Professional Fees	18,000	14,292	20,500	35,500	0
Interest / Penalty Expenses	2,740,688	2,325,688	2,705,938	2,705,938	0
Property Tax collection Fee	7,000	3,940	7,000	7,000	0
TOTAL Services & Supplies	2,765,688	2,343,919	2,733,438	2,748,438	0
<u>Other Operating Expenses</u>					
<hr/>					
TOTAL Property Tax	2,765,688	2,346,689	2,733,438	2,748,438	0
<hr/>					
TOTAL EXPENDITURES	2,765,688	2,346,689	2,733,438	2,748,438	0
REVENUE OVER/(UNDER) EXPENDITURES	( 51,712)	( 767,302)	39,205	24,205	0

# MEMORANDUM

---

TO: Finance Committee  
From: Michael L. Flood, General Manager  
RE: **Casitas Municipal Water District Mid-Year Budget Review**  
Date: March 15, 2021

---

## RECOMMENDATION:

No recommendation at this time.

## BACKGROUND:

The approved FY 2021 budget includes a total budget of approximately \$42.3M and total revenues projected at \$25.7M

A budgeted deficit of \$18.2M was identified within the FY 2021 budget.

The budget deficit is to be covered by a combination of CFD 2013-1 bond funds and District reserves.

The capital projects budget was set at \$18.4M for both the Casitas Legacy system and the Casitas Ojai system.

The Engineering Department budgeted approximately \$17.7 in capital projects which is nearly 96% of the capital projects budget.

## DISCUSSION:

The general manager will provide a presentation at the meeting that will give a snapshot of the actual vs. budgeted revenues and expenditures through December 31, 2020.

# CMWD BUDGET WORKSHOP

Mid-Year Budget Review  
Board Approved Budget  
Fiscal Year 2020-2021

March 19, 2021

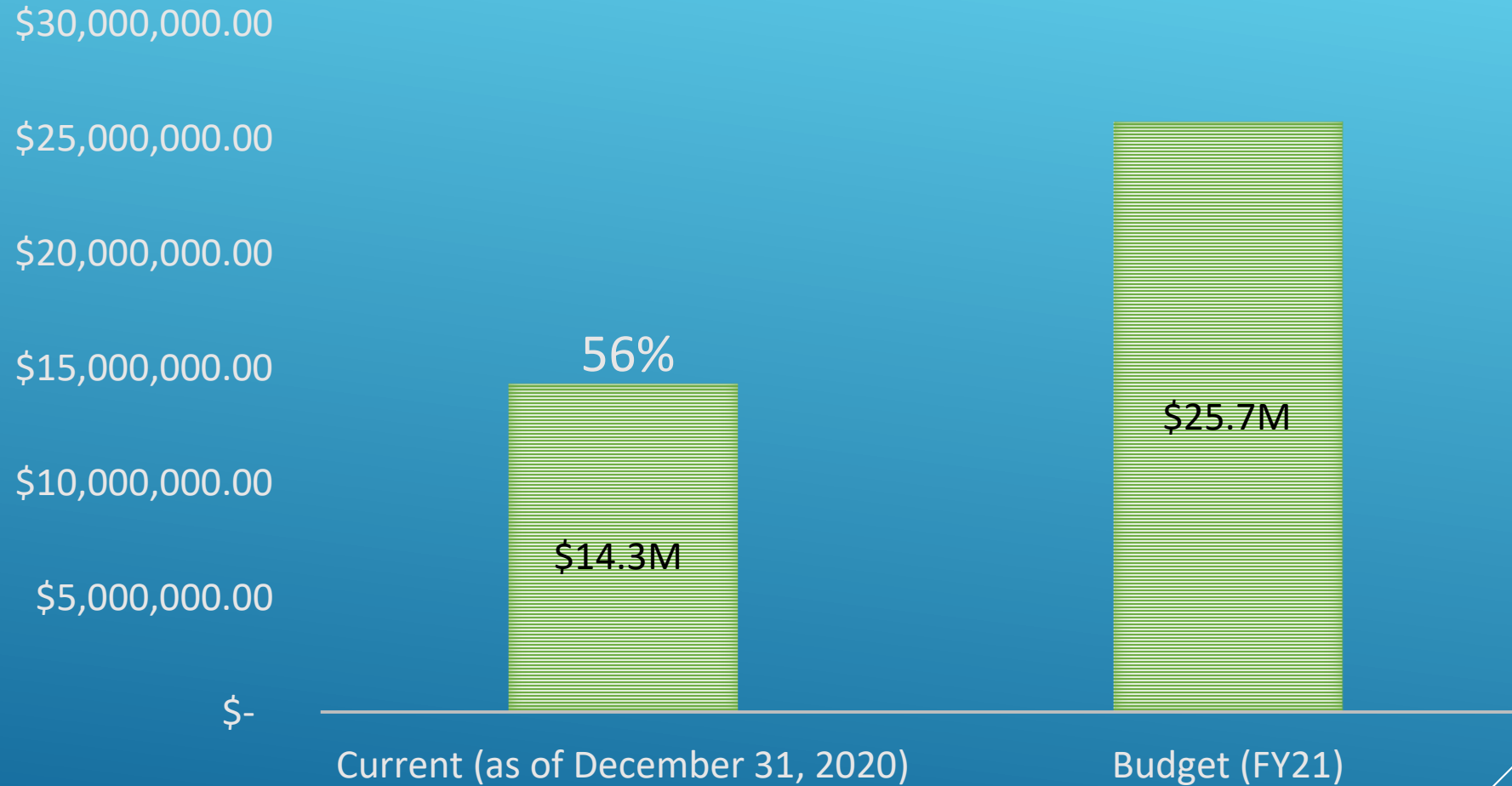


# AGENDA

- **Cash Flow – Revenue & Expenses vs. FY21 Board-Approved Budget**
- **Capital Project Expenditures – Focus on the Engineering Department**
- **Net Assets; End of Year (Budgeted Deficit)**
- **Looking Forward**
- **Conclusions**



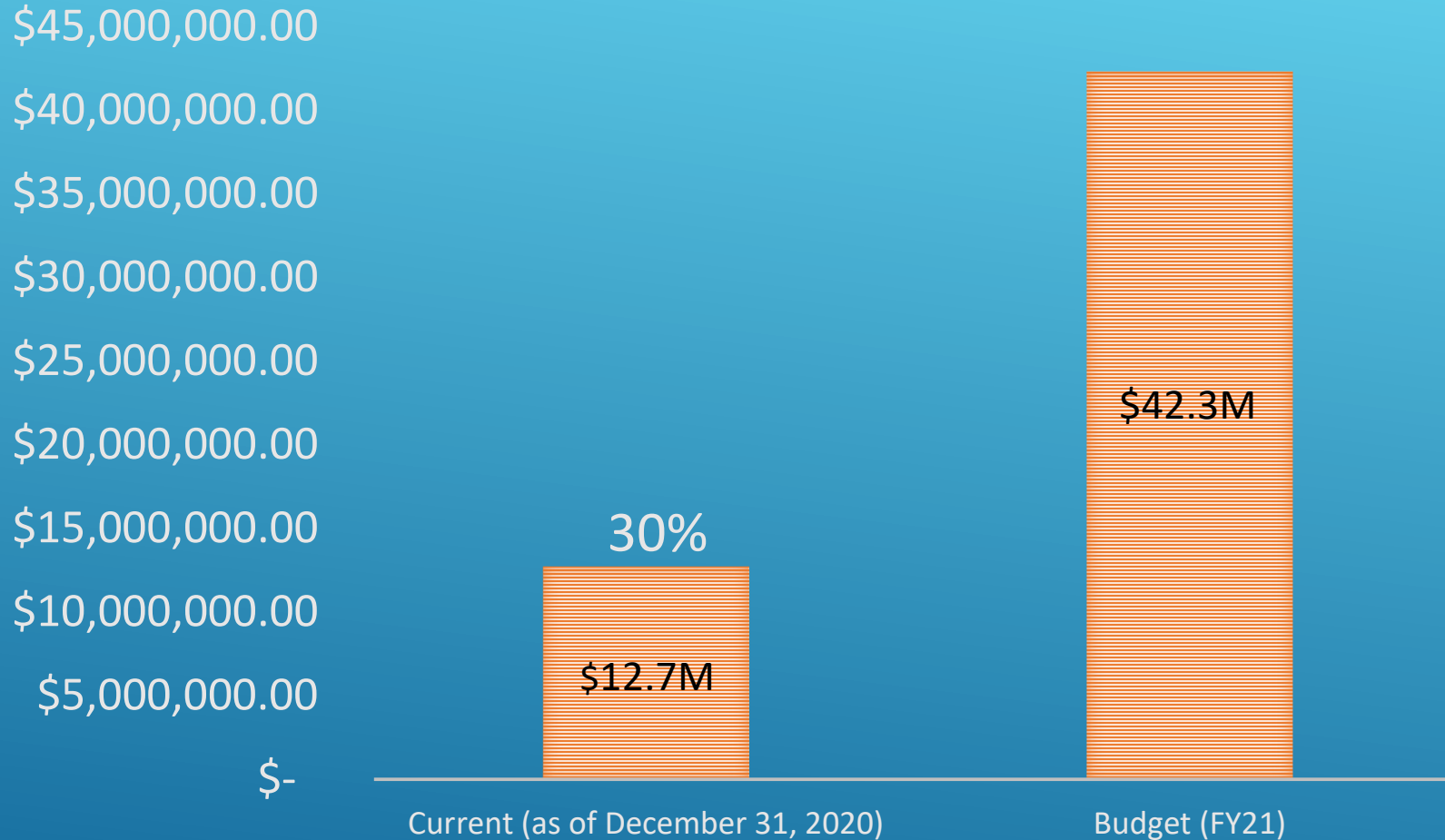
# REVENUES



**Total Revenues = \$14.3M of a Budgeted \$25.7M**



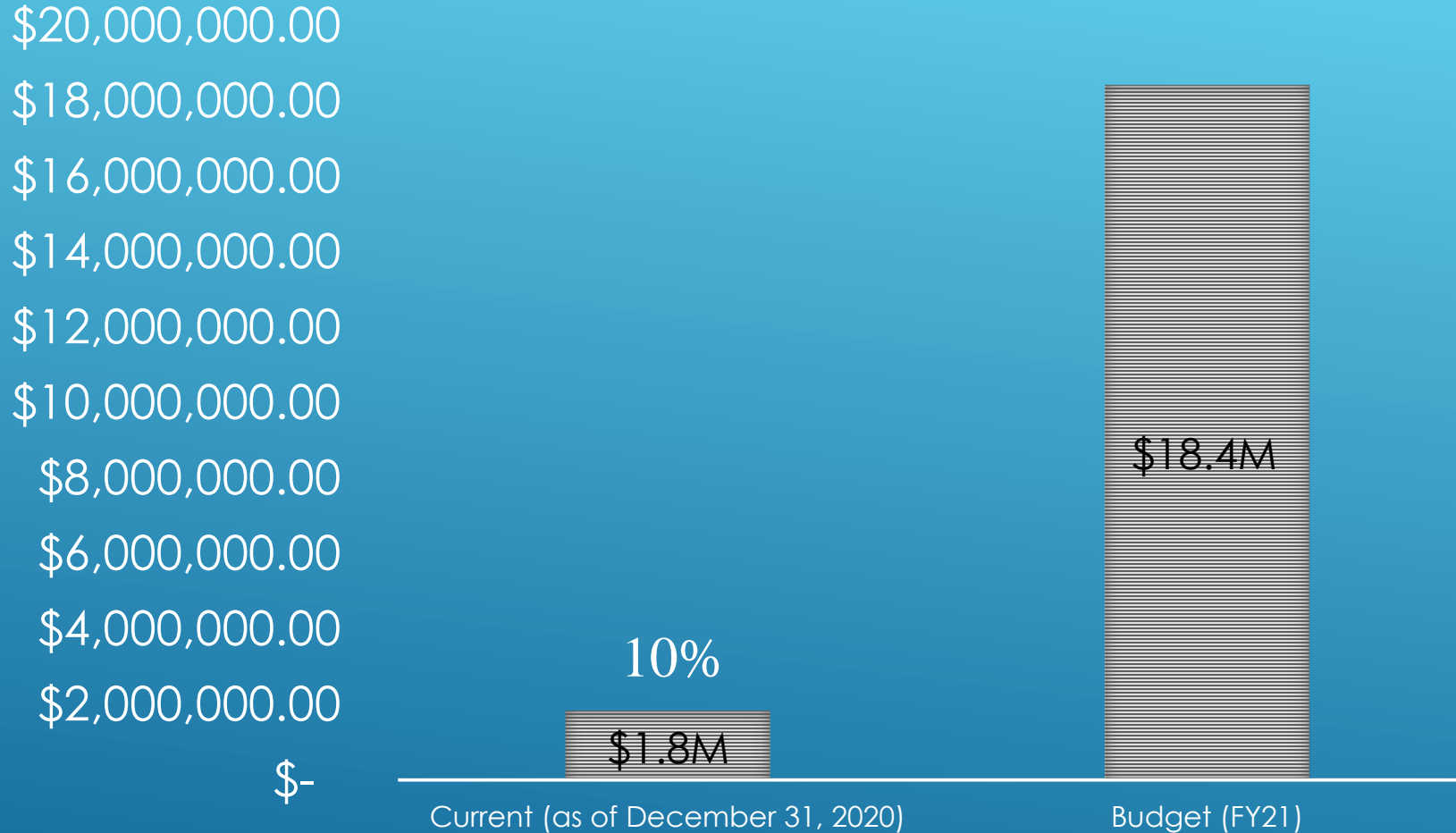
# EXPENDITURES



**Total Expenditures = \$12.7M of a Budgeted \$42.3M**



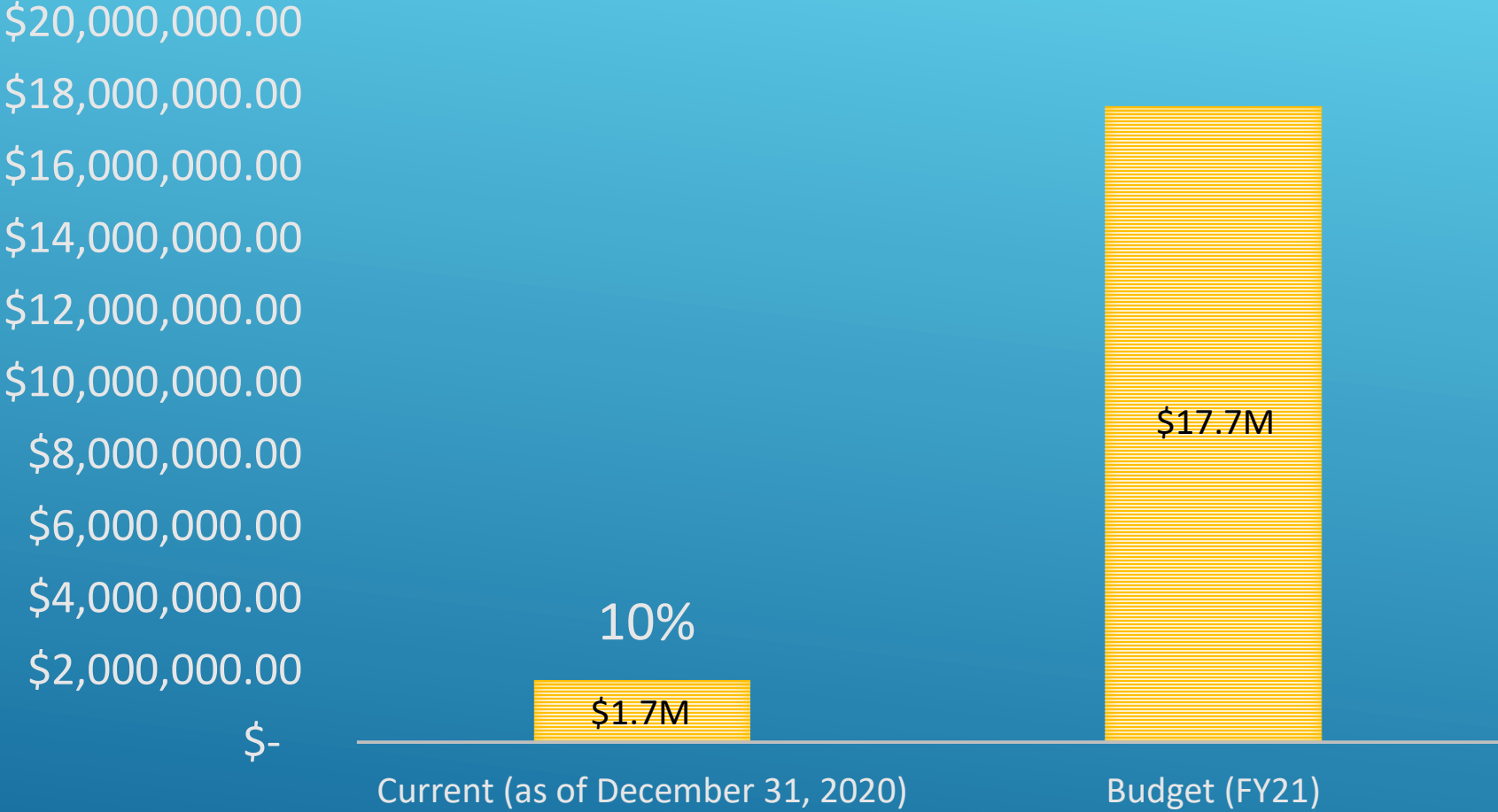
# TOTAL CAPITAL BUDGET



**Total = \$1.8M of a Budgeted \$18.4M**



# ENGINEERING CAPITAL BUDGET

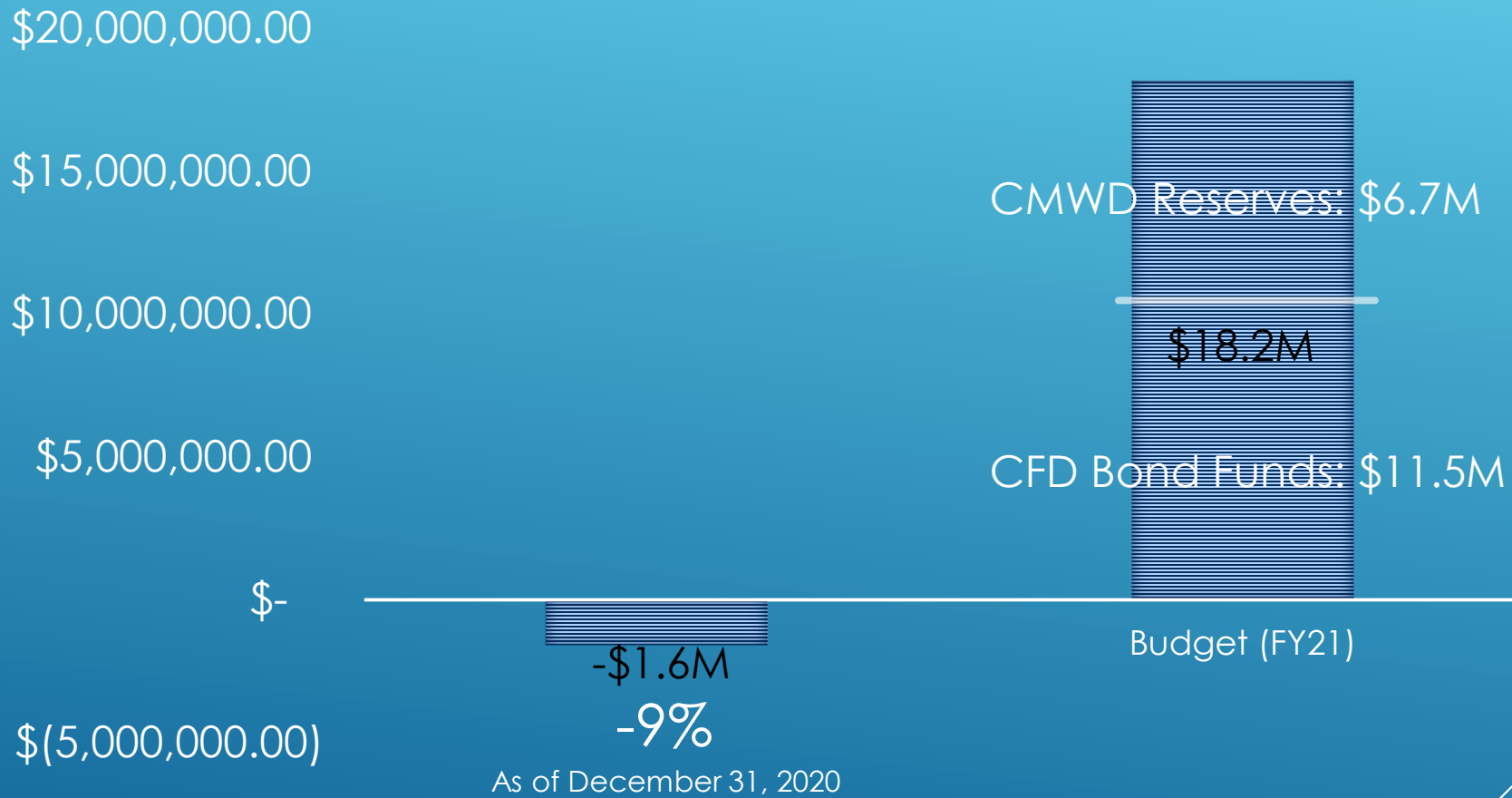


**Total = \$1.7M of a Budgeted \$17.7M**





# NET ASSETS, END OF YEAR (DEFICIT)



**Total = -\$1.8M of a Budgeted \$18.2M**



# LOOKING FORWARD

## NET ASSETS, END OF YEAR

### (DEFICIT)



**Total = \$3.6M of a Budgeted \$18.2M**



# CONCLUSIONS

- Actual Revenues will likely exceed budget.
- Actual Capital Expenditures will be less than budgeted.
- The Engineering Department Projected Capital Expenditures trail expectations (10% at the 50% mark)
- Net Assets, End of Year will likely be less than budgeted (i.e. the deficit will be smaller)
- Amounts needed from District reserves will be less than budgeted.



► Questions?



# MEMORANDUM

---

TO: Finance Committee

From: Michael L. Flood, General Manager

RE: **Review of US Bureau of Reclamation (USBR) request for an additional funding deposit in the amount of \$25,000 for Robles Fish Passage and Diversion Facility oversight and coordination activities.**

Date: March 15, 2021

---

## RECOMMENDATION:

Present to the Board of Directors as a consent item.

## BACKGROUND:

The US Bureau of Reclamation (USBR) provides review and oversight services for the District's Robles Fish Passage and Diversion Facility.

Casitas provides periodic cash deposits to the USBR in order to fund those activities.

## DISCUSSION:

The provided a \$20,000 deposit to the USBR in July 2020.

The USBR's past year's included not only regular review and oversight activities but also generation of a report on the proposed fish screen modifications.

The USBR is requesting a \$25,000 deposit to continue their activities.

UNITED STATES DEPARTMENT OF THE INTERIOR  
DOWN PAYMENT (BILL) REQUEST

Make Remittance Payable To: Bureau of Reclamation  
Billing Contact: Yuki Darko Phone: 916-978-5372

Bill #: 90881380  
Customer: 3000019413  
Date: 03/02/2021  
Due Date: 03/02/2021

Remit Payment To: DOI - BOR - Region: CA Great Basin  
PO Box 6200-24  
Portland, OR 97228-6200

Send Overnight Mail To:  
US Bank-Attn: Government Lockbox-DOI  
Lockbox # 6200-24  
17650 NE Sandy Blvd.  
Portland, OR 97230

Payer: CASITAS MUNICIPAL WATER DISTRI  
1055 VENTURA AVENUE  
OAK VIEW CA 93022-9622

Checks must be made payable to  
Bureau of Reclamation. Please detach the top portion  
or include bill number on all remittances.

Amount of Payment: \$ \_\_\_\_\_

Date	Description	Qty	Unit Price		Amount
			Cost	Per	
03/02/2021	Fund XXXR0680R1 WBS RR.17529652.2100128  19WC205506  PM: Brian Lopez, SCCAO	1	25,000.00	1	25,000.00

Amount Due this Bill: 25,000.00

Accounting Classification:  
Sales Order: 83717  
Sales Office: BOR2  
Customer: 3000019413  
Accounting #: 10764311

TIN: \*\*\*\*\*4993



Capital	Current Budget (a)	Current Period Balance	Year to Date Balance (b) FY2021	Prior Year to Date Balance	Total Encumbered (c)	Budget Remaining (a)-(b)-(c)	% YTD Budget (b)/(a)	% YTD Budget encumbered (b+c)/(a)
	Administration	-	-	-	-	-	-	0.00%
Board of Directors	-	-	-	-	-	-	0.00%	0.00%
District Maintenance	8,500	-	-	-	-	8,500	0.00%	0.00%
Electrical Mechanical	217,500	4,433	19,701	81,242	23,362	174,437	9.06%	19.80%
Engineering	17,675,000	250,697	1,977,105	4,847,419	3,350,382	12,347,513	11.19%	30.14%
Fisheries	-	-	-	4,365	5,408	(5,408)	0.00%	0.00%
Information Technology	-	-	-	1,764	-	-	0.00%	0.00%
Management	-	-	-	-	-	-	0.00%	0.00%
Pipeline	38,000	-	16,265	7,131	-	21,735	42.80%	42.80%
Recreation - Operations / Maint. / PR / Water Pk	7,000	-	-	32,769	-	7,000	0.00%	0.00%
Retirees	-	-	-	-	-	-	0.00%	0.00%
Safety / Garage	103,500	-	31,254	90,464	46,307	25,939	30.20%	74.94%
Utilities Maintenance	60,000	-	5,452	24,866	65,553	(11,005)	9.09%	118.34%
Water Conservation - P/R	-	-	-	-	-	-	0.00%	0.00%
Water Quality- Lab	150,000	-	17,662	15,759	-	132,338	11.77%	11.77%
Water Treatment	170,000	-	27,362	124,022	-	142,638	16.10%	16.10%
<b>Total Capital</b>	<b>18,429,500</b>	<b>255,130</b>	<b>2,094,800</b>	<b>5,229,801</b>	<b>3,491,013</b>	<b>12,843,687</b>	<b>11.37%</b>	<b>30.31%</b>

Rincon Pipeline Repair at Ayers Creek Materials (8/26)	-		
Rincon Pipeline Repair at Ayers Creek (9/2)	260,000		
CPI Solutions- Boardroom Audio-Visual Upgrade (9/9)	43,400		
Full time IT Technician Position (9/23)	48,120		
Rincon Pipeline Repair at Ayers Creek Change Order (10/14)	20,684		
DWR planning & Design of Delta Conveyance Project (10/14)	54,000		
Robles Facility Fish Screen Blast Cleaning (10/28)	40,000		
Fiona Hutton & Assoc. Strategic Comm. Work plan (10/28)	154,000		
Enviro. Consul.for Ventura-Santa Barbara Counties Intertie (11/12)	60,000		
Water Resource Plan- Stantec Consulting Service (12/9)	43,418		
Cost Share of Foothill Road Maintenance (12/16)	231		
MKN & Assoc.- Arbolada Tank (1/13)	50,000		
Grand Ave. Pipeline Replacement (2/10)	800,000		
<b>Board Approved unbudgeted items</b>	<b>1,573,853</b>	<b>-</b>	<b>-</b>

**Net assets, End of year** (18,179,473) (1,636,574) (52,407) (3,410,507)  
 (Total Revenue-Total Expenses-Total Debt Service-Total Capital-Unbudgeted Items)

	Beginning of Fiscal Year Balance	Year to Date Balance
General Fund Balance	2,876,089	5,483,156
U.S Bank Investments	14,312,132	11,970,044
U.S Bank Money Market Account	45,370	21,385
LAIF	478	481
County of Ventura Investment (COVI)	3,003	3,046
CFD-2013-1 Improvement Bond	14,134,551	12,373,670
<b>Total Reserves</b>	<b>31,371,623</b>	<b>29,851,782</b>

January Summary  
 - Water revenue is \$392k higher compared last January and in totality year over year up about \$2.7 million. Overall delinquency fees are approx. \$329k higher year over year.  
 -January paid CFD debt service and next payment to be processed in July  
 - Majority of the capital expenses relate to the Rincon pipeline replacement and approx. \$45k is for CFD 2013-1 projects Cuyama, Palomar, and El Paseo Roads pipeline replacement and the West and East Ojai Ave. pipeline replacement.



CASITAS MUNICIPAL WATER DISTRICT  
 REVENUE & EXPENSE REPORT (UNAUDITED)  
 AS OF: JANUARY 31ST, 2021

11 -GENERAL FUND  
 FINANCIAL SUMMARY

% OF YEAR COMPLETED: 58.33

	CURRENT BUDGET	CURRENT PERIOD	YEAR TO DATE BALANCE	PRIOR YEAR YEAR TO DATE	TOTAL ENCUMBERED	TOTAL BALANCE	% YTD BUDGET
<u>REVENUE SUMMARY</u>							
<u>NON DEPARTMENTAL</u>							
WATER SALES	6,658,301	527,770.56	6,009,691.77	3,859,656.77	0.00	648,609.23	90.26
WATER SERVICES	5,604	0.00	( 10,637.86)	17,735.00	0.00	16,241.86	189.83-
WATER STANDBY	4,519,654	422,021.58	2,935,464.16	2,641,076.84	0.00	1,584,189.84	64.95
WATER DELINQUENCY	107,548	82,285.22	882,480.39	547,830.99	0.00	( 774,932.39)	820.55
WATER REVENUE OTHER	888,271	17,962.40	223,101.27	186,287.88	0.00	665,169.73	25.12
CAPITAL FACILITIES	90,865	0.00	12,682.16	4,419.48	0.00	78,182.84	13.96
INTEREST	450,000	35,084.80	224,900.37	288,549.59	0.00	225,099.63	49.98
TAXES & ASSESSMENTS	2,375,549	42,025.82	1,473,416.95	1,370,016.32	0.00	902,132.05	62.02
OTHER GOVT. AGENCIES	3,953,851	5,980.88	8,539.10	8,567.65	0.00	3,945,311.90	0.22
MISCELLANEOUS REVENUES	108,005	0.00	149,463.74	79,107.01	0.00	( 41,458.74)	138.39
TOTAL NON DEPARTMENTAL	19,157,648	1,133,131.26	11,909,102.05	9,003,247.53	0.00	7,248,545.95	62.16
<u>RECREATION - OPERATIONS</u>							
RECREATION PARK	3,457,355	188,522.28	1,574,617.55	1,628,803.09	0.00	1,882,737.45	45.54
RECREATION-CONCESSION	127,000	6,623.30	102,726.40	77,456.20	0.00	24,273.60	80.89
RECREATION OTHER	0	( 323.00)	( 13.26)	80.82	0.00	13.26	0.00
TOTAL RECREATION - OPERATIONS	3,584,355	194,822.58	1,677,330.69	1,706,340.11	0.00	1,907,024.31	46.80
<u>RECREATION - WATER PARK</u>							
RECREATION-CONCESSION	1,500	0.00	0.00	7,935.00	0.00	1,500.00	0.00
RECREATION-WATER PARK	238,579	0.00	( 75.00)	607,399.25	0.00	238,654.00	0.03-
RECREATION OTHER	0	0.00	0.00	( 144.45)	0.00	0.00	0.00
TOTAL RECREATION - WATER PARK	240,079	0.00	( 75.00)	615,189.80	0.00	240,154.00	0.03-
TOTAL REVENUES	22,982,082	1,327,953.84	13,586,357.74	11,324,777.44	0.00	0.00	59.12

CASITAS MUNICIPAL WATER DISTRICT  
 REVENUE & EXPENSE REPORT (UNAUDITED)  
 AS OF: JANUARY 31ST, 2021

11 -GENERAL FUND  
 FINANCIAL SUMMARY

% OF YEAR COMPLETED: 58.33

	CURRENT BUDGET	CURRENT PERIOD	YEAR TO DATE BALANCE	PRIOR YEAR YEAR TO DATE	TOTAL ENCUMBERED	TOTAL BALANCE	% YTD BUDGET
<u>EXPENDITURE SUMMARY</u>							
<u>RETIREES</u>							
Benefits	544,397	41,348.57	289,107.48	300,014.78	0.00	255,289.52	53.11
TOTAL RETIREEES	544,397	41,348.57	289,107.48	300,014.78	0.00	255,289.52	53.11
<u>BOARD OF DIRECTORS</u>							
Salaries	118,810	5,347.02	46,337.64	44,224.40	0.00	72,472.36	39.00
Benefits	125,847	6,095.23	43,950.69	64,523.28	0.00	81,896.31	34.92
Services & Supplies	29,300	89.52	4,637.13	4,522.71	100.00	24,562.87	16.17
TOTAL BOARD OF DIRECTORS	273,957	11,531.77	94,925.46	113,270.39	100.00	178,931.54	34.69
<u>MANAGEMENT</u>							
Salaries	739,583	58,381.70	440,583.99	370,745.64	0.00	298,999.01	59.57
Benefits	208,164	17,839.47	125,058.00	102,012.56	0.00	83,106.00	60.08
Services & Supplies	808,460	32,397.32	311,112.15	337,348.79	36,191.41	461,156.44	42.96
TOTAL MANAGEMENT	1,756,207	108,618.49	876,754.14	810,106.99	36,191.41	843,261.45	51.98
<u>HUMAN RESOURCES</u>							
<u>INFORMATION TECHNOLOGY</u>							
Salaries	188,825	17,833.89	125,568.70	94,618.72	0.00	63,256.30	66.50
Benefits	56,340	8,291.66	43,718.86	39,054.24	0.00	12,621.14	77.60
Services & Supplies	38,510	370.61	13,429.74	45,972.04	5,198.94	19,881.32	48.37
Services & Supplies-W.O.	0	0.00	0.00	1,764.40	0.00	0.00	0.00
TOTAL INFORMATION TECHNOLOGY	283,675	26,496.16	182,717.30	181,409.40	5,198.94	95,758.76	66.24
<u>WATER CONSERVATION</u>							
Salaries	358,680	29,565.91	212,129.40	193,618.58	0.00	146,550.60	59.14
Benefits	143,330	11,670.20	88,517.12	95,501.80	0.00	54,812.39	61.76
Services & Supplies	329,125	15,006.07	140,623.36	73,858.93	175,103.17	13,398.47	95.93
TOTAL WATER CONSERVATION	831,135	56,242.18	441,269.88	362,979.31	175,103.17	214,761.46	74.16
<u>FISHERIES</u>							
Salaries	357,252	26,591.92	198,227.21	192,067.31	0.00	159,024.79	55.49
Benefits	108,611	9,314.47	73,611.40	81,448.90	0.00	34,999.60	67.78
Services & Supplies	49,050	6,795.97	27,163.47	53,580.10	2,495.19	19,391.34	60.47
Services & Supplies-W.O.	0	0.00	0.00	4,365.11	5,408.38	( 5,408.38)	0.00
TOTAL FISHERIES	514,913	42,702.36	299,002.08	331,461.42	7,903.57	208,007.35	59.60
<u>ADMINISTRATION SERVICES</u>							
Salaries	695,023	52,491.53	431,408.78	322,199.92	0.00	263,614.22	62.07
Benefits	323,072	19,274.42	167,637.10	125,862.77	0.00	155,434.90	51.89
Services & Supplies	1,117,159	46,209.98	534,839.21	550,565.14	9,022.12	573,297.67	48.68
Other Operating Expenses	( 524,236)	0.00	0.00	( 1,236,724.25)	0.00	( 524,235.86)	0.00
TOTAL ADMINISTRATION SERVICES	1,611,018	117,975.93	1,133,885.09	( 238,096.42)	9,022.12	468,110.93	70.94

CASITAS MUNICIPAL WATER DISTRICT  
 REVENUE & EXPENSE REPORT (UNAUDITED)  
 AS OF: JANUARY 31ST, 2021

11 -GENERAL FUND  
 FINANCIAL SUMMARY

% OF YEAR COMPLETED: 58.33

	CURRENT BUDGET	CURRENT PERIOD	YEAR TO DATE BALANCE	PRIOR YEAR YEAR TO DATE	TOTAL ENCUMBERED	TOTAL BALANCE	% YTD BUDGET
<u>WAREHOUSE</u>							
Salaries	8,696	0.00	0.00	4,851.86	0.00	8,696.00	0.00
Benefits	1,472	24.73	172.07	1,346.80	0.00	1,299.93	11.69
Services & Supplies	11,800	1,137.61	12,849.36	8,540.74	23.95	1,073.31	109.10
TOTAL WAREHOUSE	21,968	1,162.34	13,021.43	14,739.40	23.95	8,922.62	59.38
<u>GARAGE</u>							
Salaries	24,934	890.79	7,144.01	6,529.15	0.00	17,789.99	28.65
Benefits	4,221	173.83	1,599.54	1,782.10	0.00	2,621.46	37.89
Services & Supplies	( 115,583)	3,089.68	30,785.90	21,744.33	15,355.04	( 161,723.94)	39.92-
Services & Supplies-W.O.	103,500	0.00	31,253.92	90,463.70	46,307.18	25,938.90	74.94
TOTAL GARAGE	17,072	4,154.30	70,783.37	120,519.28	61,662.22	( 115,373.59)	775.81
<u>SAFETY</u>							
Salaries	117,894	8,368.88	66,167.59	61,340.32	0.00	51,726.41	56.12
Benefits	56,614	4,341.74	34,006.62	26,414.01	0.00	22,607.38	60.07
Services & Supplies	41,720	4,925.20	20,563.96	10,667.82	341.81	20,814.23	50.11
TOTAL SAFETY	216,228	17,635.82	120,738.17	98,422.15	341.81	95,148.02	56.00
<u>ENGINEERING</u>							
Salaries	829,173	56,891.65	403,910.60	404,742.66	0.00	425,262.40	48.71
Benefits	255,807	20,851.12	145,900.12	145,711.65	0.00	109,906.88	57.04
Services & Supplies	508,550	21,928.47	167,103.62	577,848.45	1,017,813.53	( 676,367.15)	233.00
Salaries - Work Orders	0	7,427.53	65,727.32	66,444.15	0.00	( 65,727.32)	0.00
Benefits - Work Orders	0	957.51	10,081.63	10,500.06	0.00	( 10,081.63)	0.00
Services & Supplies-W.O.	17,675,000	242,311.96	1,901,296.40	4,770,474.99	3,350,382.04	12,423,321.56	29.71
TOTAL ENGINEERING	19,268,530	350,368.24	2,694,019.69	5,975,721.96	4,368,195.57	12,206,314.74	36.65
<u>WATER QUALITY - LAB</u>							
Salaries	325,321	25,696.37	183,100.25	161,205.47	0.00	142,220.75	56.28
Benefits	135,475	12,159.80	90,634.10	80,660.32	0.00	44,840.90	66.90
Services & Supplies	274,802	34,442.76	99,033.75	127,690.16	59,305.13	116,463.12	57.62
Services & Supplies-W.O.	150,000	0.00	17,662.08	15,758.50	0.00	132,337.92	11.77
TOTAL WATER QUALITY - LAB	885,598	72,298.93	390,430.18	385,314.45	59,305.13	435,862.69	50.78
<u>UTILITIES MAINTENANCE</u>							
Salaries	500,187	39,397.64	290,989.84	220,684.19	0.00	209,197.16	58.18
Benefits	172,636	15,855.69	122,126.92	89,032.89	0.00	50,509.08	70.74
Services & Supplies	158,145	11,390.34	124,509.90	75,421.81	4,525.21	29,109.89	81.59
Services & Supplies-W.O.	60,000	0.00	5,451.58	24,865.59	65,553.06	( 11,004.64)	118.34
TOTAL UTILITIES MAINTENANCE	890,968	66,643.67	543,078.24	410,004.48	70,078.27	277,811.49	68.82
<u>ELECTRICAL MECHANICAL</u>							
Salaries	622,963	50,426.76	328,312.23	317,109.38	0.00	294,650.77	52.70
Benefits	202,200	19,427.64	144,804.65	104,273.80	0.00	57,395.35	71.61
Services & Supplies	2,312,274	321,456.91	1,121,346.62	969,990.62	32,069.12	1,158,858.26	49.88
Services & Supplies-W.O.	217,500	4,433.49	19,700.63	81,241.84	23,362.23	174,437.14	19.80
TOTAL ELECTRICAL MECHANICAL	3,354,937	395,744.80	1,614,164.13	1,472,615.64	55,431.35	1,685,341.52	49.77

CASITAS MUNICIPAL WATER DISTRICT  
 REVENUE & EXPENSE REPORT (UNAUDITED)  
 AS OF: JANUARY 31ST, 2021

11 -GENERAL FUND  
 FINANCIAL SUMMARY

% OF YEAR COMPLETED: 58.33

	CURRENT BUDGET	CURRENT PERIOD	YEAR TO DATE BALANCE	PRIOR YEAR YEAR TO DATE	TOTAL ENCUMBERED	TOTAL BALANCE	% YTD BUDGET
<u>DIST MAINT - PIPELINE</u>							
Salaries	660,608	47,214.51	384,451.74	370,625.73	0.00	276,156.26	58.20
Benefits	252,885	24,264.04	175,476.07	159,608.89	0.00	77,408.93	69.39
Services & Supplies	792,182	25,339.69	375,864.51	326,844.34	19,109.88	397,207.61	49.86
Other Operating Expenses	0	0.00	0.00	32,893.13	0.00	0.00	0.00
Services & Supplies-W.O.	38,000	0.00	16,265.00	7,131.34	0.00	21,735.00	42.80
TOTAL DIST MAINT - PIPELINE	1,743,675	96,818.24	952,057.32	897,103.43	19,109.88	772,507.80	55.70
<u>WATER TREATMENT</u>							
Salaries	796,002	62,987.84	444,992.55	489,522.67	0.00	351,009.45	55.90
Benefits	317,021	27,665.54	206,990.04	216,863.69	0.00	110,030.96	65.29
Services & Supplies	857,297	32,837.15	378,961.79	350,719.74	295,430.26	182,904.95	78.66
Services & Supplies-W.O.	170,000	0.00	27,361.60	124,022.44	0.00	142,638.40	16.10
TOTAL WATER TREATMENT	2,140,320	123,490.53	1,058,305.98	1,181,128.54	295,430.26	786,583.76	63.25
<u>OPERATIONS - MAINTENANCE</u>							
Salaries	254,830	17,335.30	146,426.90	132,010.95	0.00	108,403.10	57.46
Benefits	114,180	10,823.05	85,975.48	63,055.36	0.00	28,204.52	75.30
Services & Supplies	227,310	7,827.17	125,338.89	104,648.84	29,678.12	72,292.99	68.20
Services & Supplies-W.O.	8,500	0.00	0.00	0.00	0.00	8,500.00	0.00
TOTAL OPERATIONS - MAINTENANCE	604,820	35,985.52	357,741.27	299,715.15	29,678.12	217,400.61	64.06
<u>RECREATION - OPERATIONS</u>							
Salaries	1,334,562	91,099.62	746,441.12	746,948.38	0.00	588,120.88	55.93
Benefits	440,225	35,694.49	298,645.52	250,836.51	0.00	141,579.48	67.84
Services & Supplies	309,885	15,764.01	143,012.70	133,001.70	10,868.26	156,004.04	49.66
Other Operating Expenses	524,236	0.00	0.00	577,403.34	0.00	524,235.86	0.00
Services & Supplies-W.O.	2,000	0.00	0.00	0.00	0.00	2,000.00	0.00
TOTAL RECREATION - OPERATIONS	2,610,908	142,558.12	1,188,099.34	1,708,189.93	10,868.26	1,411,940.26	45.92
<u>RECREATION - MAINTENANCE</u>							
Salaries	504,762	42,482.66	290,051.08	286,598.53	0.00	214,710.92	57.46
Benefits	140,885	10,382.30	89,140.96	94,825.35	0.00	51,744.04	63.27
Services & Supplies	404,390	27,733.27	376,931.07	270,824.35	9,396.78	18,062.15	95.53
Other Operating Expenses	0	0.00	0.00	229,284.56	0.00	0.00	0.00
Services & Supplies-W.O.	5,000	0.00	0.00	32,766.46	0.00	5,000.00	0.00
TOTAL RECREATION - MAINTENANCE	1,055,037	80,598.23	756,123.11	914,299.25	9,396.78	289,517.11	72.56
<u>RECREATION - PUBLIC REL</u>							
Salaries	183,105	4,720.71	39,782.88	76,407.76	0.00	143,322.12	21.73
Benefits	19,443	520.25	5,390.18	8,148.26	0.00	14,052.82	27.72
Services & Supplies	157,727	12,938.27	81,943.39	62,155.02	6,733.20	69,050.41	56.22
Other Operating Expenses	0	0.00	0.00	52,493.81	0.00	0.00	0.00
TOTAL RECREATION - PUBLIC REL	360,275	18,179.23	127,116.45	199,204.85	6,733.20	226,425.35	37.15
<u>RECREATION - WATER PARK</u>							
Salaries	374,196	13,728.68	111,189.97	315,832.66	0.00	263,006.03	29.71
Benefits	67,285	4,702.07	37,579.32	56,582.65	0.00	29,705.68	55.85
Services & Supplies	128,084	1,616.77	27,340.42	93,120.83	5,380.50	95,363.08	25.55

CASITAS MUNICIPAL WATER DISTRICT  
 REVENUE & EXPENSE REPORT (UNAUDITED)  
 AS OF: JANUARY 31ST, 2021

11 -GENERAL FUND  
 FINANCIAL SUMMARY

% OF YEAR COMPLETED: 58.33

	CURRENT BUDGET	CURRENT PERIOD	YEAR TO DATE BALANCE	PRIOR YEAR YEAR TO DATE	TOTAL ENCUMBERED	TOTAL BALANCE	% YTD BUDGET
Other Operating Expenses	0	0.00	0.00	378,212.54	0.00	0.00	0.00
Services & Supplies-W.O.	0	0.00	0.00	2.53	0.00	0.00	0.00
TOTAL RECREATION - WATER PARK	569,565	20,047.52	176,109.71	843,751.21	5,380.50	388,074.79	31.86
TOTAL EXPENDITURES	39,555,203	1,830,600.95	13,379,449.82	16,381,875.59	5,225,154.51	20,950,598.18	47.03
REVENUE OVER/(UNDER) EXPENDITURES	( 16,573,121)	( 502,647.11)	206,907.92	( 5,057,098.15)	( 5,225,154.51)	(20,950,598.18)	30.28

CASITAS MUNICIPAL WATER DISTRICT  
 REVENUE & EXPENSE REPORT (UNAUDITED)  
 AS OF: JANUARY 31ST, 2021

11 -GENERAL FUND  
 FINANCIAL SUMMARY

% OF YEAR COMPLETED: 58.33

	CURRENT BUDGET	CURRENT PERIOD	YEAR TO DATE BALANCE	PRIOR YEAR YEAR TO DATE	TOTAL ENCUMBERED	TOTAL BALANCE	% YTD BUDGET
<u>SUMMARY OF EXPENSES</u>							
SALARIES	8,781,049	651,453.38	4,897,216.48	4,604,455.50	0.00	3,883,832.52	55.77
BENEFITS	3,688,334	275,759.76	2,089,460.35	1,981,178.78	0.00	1,598,873.16	56.65
SERVICES & SUPPLIES	8,656,320	648,257.32	4,297,972.83	4,532,877.07	1,734,141.62	2,624,205.55	69.68
OTHER OPERATING EXPENSES	0	0.00	0.00	33,563.13	0.00	0.00	0.00
SALARIES-WORK ORDERS	0	7,427.53	65,727.32	66,444.15	0.00	( 65,727.32)	0.00
BENEFITS-WORK ORDERS	0	957.51	10,081.63	10,500.06	0.00	( 10,081.63)	0.00
SERVICES & SUPPLIES - W.O.	<u>18,429,500</u>	<u>246,745.45</u>	<u>2,018,991.21</u>	<u>5,152,856.90</u>	<u>3,491,012.89</u>	<u>12,919,495.90</u>	<u>29.90</u>
TOTAL EXPENDITURES	39,555,203	1,830,600.95	13,379,449.82	16,381,875.59	5,225,154.51	20,950,598.18	47.03

CASITAS MUNICIPAL WATER DISTRICT  
 REVENUE & EXPENSE REPORT (UNAUDITED)  
 AS OF: JANUARY 31ST, 2021

11 -GENERAL FUND

% OF YEAR COMPLETED: 58.33

REVENUES	CURRENT BUDGET	CURRENT PERIOD	YEAR TO DATE BALANCE	PRIOR YEAR YEAR TO DATE	TOTAL ENCUMBERED	TOTAL BALANCE	% YTD BUDGET
NON DEPARTMENTAL							
=====							
<u>WATER SALES</u>							
11-4-00-4000-00 Water Sales - Residential Grav	9,796	690.99	8,015.82	12,017.68	0.00	1,780.18	81.83
11-4-00-4001-00 Water Sales - Residential Pump	732,052	46,910.64	696,671.71	483,808.36	0.00	35,380.29	95.17
11-4-00-4001-85 Water Sales - Residential Pump	679,233	47,818.26	667,643.92	478,786.70	0.00	11,589.08	98.29
11-4-00-4010-00 Water Sales - Commercial Gr	776	107.03	821.49	228.13	0.00 (	45.49)	105.86
11-4-00-4011-00 Water Sales - Commercial Pump	385,279	9,776.76	298,426.02	244,756.80	0.00	86,852.98	77.46
11-4-00-4011-85 Water Sales - Commercial Pumpe	257,086	11,206.40	158,119.42	150,053.94	0.00	98,966.58	61.50
11-4-00-4021-00 Water Sales - Industrial Pumpe	11,965	1,153.60	7,160.56	11,906.80	0.00	4,804.44	59.85
11-4-00-4021-85 Water Sales - Industrial Pumpe	1,211	315.18	2,348.40	997.28	0.00 (	1,137.40)	193.92
11-4-00-4030-00 Water Sales - Resale Gravity	1,083,900	127,096.04	1,129,160.94	616,741.28	0.00 (	45,260.94)	104.18
11-4-00-4031-00 Water Sales - Resale Pumped	440,140	151,389.22	402,105.25	58,152.56	0.00	38,034.75	91.36
11-4-00-4040-00 Water Sales - Temporary Meter	18,459	496.00	14,512.00	14,356.00	0.00	3,947.00	78.62
11-4-00-4040-85 Water Sales - Temporary Meter	112	0.00	0.00	0.00	0.00	112.00	0.00
11-4-00-4041-00 Water Sales - Insitutional Gr	6,463	611.60	4,210.31	3,832.84	0.00	2,252.69	65.14
11-4-00-4042-00 Water Sales - Institutional Pu	100,858	4,021.12	84,056.24	65,978.72	0.00	16,801.76	83.34
11-4-00-4042-85 Water Sales - Other Water Sale	50,900	2,385.48	40,816.84	36,906.22	0.00	10,083.16	80.19
11-4-00-4060-00 Water Sales - Ag Domestic - Gr	56,955	1,541.44	53,388.81	38,884.72	0.00	3,566.19	93.74
11-4-00-4061-00 Water Sales - Ag Domestic - Pu	1,605,129	72,621.96	1,418,526.61	940,686.58	0.00	186,602.39	88.37
11-4-00-4061-85 Water Sales - Ag Domestic - Pu	33,014	1,751.04	46,681.47	29,045.28	0.00 (	13,667.47)	141.40
11-4-00-4070-00 Water Sales - Agricultural - G	36,816	797.22	34,004.40	25,521.65	0.00	2,811.60	92.36
11-4-00-4071-00 Water Sales - Agricultural - P	1,116,257	40,713.12	885,994.58	631,302.03	0.00	230,262.42	79.37
11-4-00-4071-85 Water Sales - Agricultural - P	871	0.00	0.00	0.00	0.00	871.00	0.00
11-4-00-4081-00 Water Sales - Recreation - Pu	31,029	6,367.46	57,026.98	15,603.20	0.00 (	25,997.98)	183.79
TOTAL WATER SALES	6,658,301	527,770.56	6,009,691.77	3,859,656.77	0.00	648,609.23	90.26
<u>WATER SERVICES</u>							
11-4-00-4093-00 Meter Tests & Installations	5,604	0.00	7,150.00	17,635.00	0.00 (	1,546.00)	127.59
11-4-00-4095-00 Temporary Installation	0	0.00	0.00	100.00	0.00	0.00	0.00
11-4-00-4098-00 Meter Standby Fees	0	0.00 (	17,787.86)	0.00	0.00	17,787.86	0.00
TOTAL WATER SERVICES	5,604	0.00 (	10,637.86)	17,735.00	0.00	16,241.86	189.83-
<u>WATER STANDBY</u>							
11-4-00-4150-00 Meter Chg - CMWD Residential	1,570,640	146,108.21	1,001,647.49	920,735.87	0.00	568,992.51	63.77
11-4-00-4150-85 Meter Chg - OJAI Residential	1,323,455	123,985.75	867,393.88	765,546.61	0.00	456,061.12	65.54
11-4-00-4151-00 Meter Chg - CMWD Commercial	128,546	12,479.26	87,479.60	79,665.43	0.00	41,066.40	68.05
11-4-00-4151-85 Meter Chg - OJAI Commercial	183,964	17,966.91	124,568.57	113,521.53	0.00	59,395.43	67.71
11-4-00-4152-00 Meter Chg - CMWD Industrial	38,492	3,592.56	25,147.92	22,453.62	0.00	13,344.08	65.33
11-4-00-4152-85 Meter Chg - OJAI Industrial	1,844	172.10	1,204.70	1,075.62	0.00	639.30	65.33
11-4-00-4153-00 Meter Chg - CMWD Agriculture	232,198	20,552.89	145,913.29	132,189.36	0.00	86,284.71	62.84
11-4-00-4154-00 Meter Chg - CMWD Institutional	42,429	4,905.84	34,340.88	25,116.06	0.00	8,088.12	80.94
11-4-00-4154-85 Meter Chg - OJAI Institutional	57,632	4,386.34	30,704.38	32,599.69	0.00	26,927.62	53.28
11-4-00-4155-00 Meter Chg - CMWD Temporary	25,021	900.00	9,783.27	15,334.65	0.00	15,237.73	39.10
11-4-00-4156-00 Meter Chg - CMWD Ag Residentia	426,204	40,572.37	284,180.36	248,041.83	0.00	142,023.64	66.68
11-4-00-4156-85 Meter Chg - OJAI Ag Residentia	7,644	713.40	4,993.80	4,458.93	0.00	2,650.20	65.33
11-4-00-4157-00 Meter Chg - CMWD Interdepartme	19,693	2,087.43	14,612.01	12,892.04	0.00	5,080.99	74.20

CASITAS MUNICIPAL WATER DISTRICT  
 REVENUE & EXPENSE REPORT (UNAUDITED)  
 AS OF: JANUARY 31ST, 2021

11 -GENERAL FUND

% OF YEAR COMPLETED: 58.33

REVENUES	CURRENT BUDGET	CURRENT PERIOD	YEAR TO DATE BALANCE	PRIOR YEAR YEAR TO DATE	TOTAL ENCUMBERED	TOTAL BALANCE	% YTD BUDGET
11-4-00-4158-00 Meter Chg - CMWD Resale	440,270	41,335.10	289,345.70	256,174.24	0.00	150,924.30	65.72
11-4-00-4159-00 Meter Chg - Fire Service	<u>21,622</u>	<u>2,263.42</u>	<u>14,148.31</u>	<u>11,271.36</u>	<u>0.00</u>	<u>7,473.69</u>	<u>65.43</u>
TOTAL WATER STANDBY	4,519,654	422,021.58	2,935,464.16	2,641,076.84	0.00	1,584,189.84	64.95
<u>WATER DELINQUENCY</u>							
11-4-00-4350-00 Hang Tag Fee	31,860	0.00	40.00	17,960.00	0.00	31,820.00	0.13
11-4-00-4351-00 Turn Off Fee	6,102	0.00	0.00	2,980.00	0.00	6,102.00	0.00
11-4-00-4352-00 Turn On Fee	6,048	0.00	0.00	3,220.00	0.00	6,048.00	0.00
11-4-00-4353-00 Late Fee - Residential	47,464	6,736.91	44,641.40	31,878.74	0.00	2,822.60	94.05
11-4-00-4354-00 Alloc Penalty - Residential	0	66,045.00	819,960.00	570,872.50	0.00	( 819,960.00)	0.00
11-4-00-4356-00 Alloc Penalty - Business	0	0.00	( 12,660.00)	( 50,595.00)	0.00	12,660.00	0.00
11-4-00-4357-00 Late Fee - Business	5,276	2,851.53	10,932.07	1,845.54	0.00	( 5,656.07)	207.20
11-4-00-4361-00 Late Fee - Industrial	382	128.33	942.78	848.58	0.00	( 560.78)	246.80
11-4-00-4365-00 Late Fee - Resale	178	5,616.14	6,435.37	123.43	0.00	( 6,257.37)	3,615.38
11-4-00-4369-00 Late Fee - Other	1,450	268.02	1,461.17	1,928.91	0.00	( 11.17)	100.77
11-4-00-4370-00 Alloc Penalty - Other	0	0.00	0.00	( 39,585.00)	0.00	0.00	0.00
11-4-00-4377-00 Late Fee - Agriculture Domesti	5,432	67.96	6,354.26	2,879.17	0.00	( 922.26)	116.98
11-4-00-4381-00 Late Fee - Agriculture	2,486	481.33	4,043.34	2,754.12	0.00	( 1,557.34)	162.64
11-4-00-4395-00 N.S.F. - Returned Check Fee	<u>870</u>	<u>90.00</u>	<u>330.00</u>	<u>720.00</u>	<u>0.00</u>	<u>540.00</u>	<u>37.93</u>
TOTAL WATER DELINQUENCY	107,548	82,285.22	882,480.39	547,830.99	0.00	( 774,932.39)	820.55
<u>WATER REVENUE OTHER</u>							
11-4-00-4400-00 Flexible Storage	4,472	17,888.00	17,888.00	4,472.00	0.00	( 13,416.00)	400.00
11-4-00-4420-00 Miscellaneous Revenue - Other	633,799	0.00	200,165.60	68,299.41	0.00	433,633.40	31.58
11-4-00-4425-00 Sale of Fixed Assets	0	0.00	4,050.00	0.00	0.00	( 4,050.00)	0.00
11-4-00-4435-00 Bad Debt Collection Recovery	0	74.40	419.64	1,356.01	0.00	( 419.64)	0.00
11-4-00-4440-00 Administration Fee	0	0.00	578.03	711.71	0.00	( 578.03)	0.00
11-4-00-4450-00 SWP - Sale of Water	<u>250,000</u>	<u>0.00</u>	<u>0.00</u>	<u>111,448.75</u>	<u>0.00</u>	<u>250,000.00</u>	<u>0.00</u>
TOTAL WATER REVENUE OTHER	888,271	17,962.40	223,101.27	186,287.88	0.00	665,169.73	25.12
<u>CAPITAL FACILITIES</u>							
11-4-00-4090-00 Capital Facilities Charge	<u>90,865</u>	<u>0.00</u>	<u>12,682.16</u>	<u>4,419.48</u>	<u>0.00</u>	<u>78,182.84</u>	<u>13.96</u>
TOTAL CAPITAL FACILITIES	90,865	0.00	12,682.16	4,419.48	0.00	78,182.84	13.96
<u>INTEREST</u>							
11-4-00-4100-00 1% Tax Allocation	0	0.00	677.98	3,144.35	0.00	( 677.98)	0.00
11-4-00-4115-00 Interest on Time Deposits and	<u>450,000</u>	<u>35,084.80</u>	<u>224,222.39</u>	<u>285,405.24</u>	<u>0.00</u>	<u>225,777.61</u>	<u>49.83</u>
TOTAL INTEREST	450,000	35,084.80	224,900.37	288,549.59	0.00	225,099.63	49.98
<u>TAXES &amp; ASSESSMENTS</u>							
11-4-00-4200-00 1 % - Secured Current General	2,375,549	28,950.06	1,383,866.60	1,283,810.85	0.00	991,682.40	58.25
11-4-00-4210-00 1 % - Secured Prior Year Gener	0	0.00	17,694.60	16,003.17	0.00	( 17,694.60)	0.00
11-4-00-4215-00 1 % - Unsecured Current Genera	0	13,075.76	71,855.75	70,912.58	0.00	( 71,855.75)	0.00
11-4-00-4220-00 1 % - Unsecured Prior Year Gen	<u>0</u>	<u>0.00</u>	<u>0.00</u>	<u>( 710.28)</u>	<u>0.00</u>	<u>0.00</u>	<u>0.00</u>
TOTAL TAXES & ASSESSMENTS	2,375,549	42,025.82	1,473,416.95	1,370,016.32	0.00	902,132.05	62.02
<u>OTHER GOVT. AGENCIES</u>							
11-4-00-4300-00 Federal Disaster Assistance	128,851	0.00	0.00	0.00	0.00	128,851.00	0.00
11-4-00-4305-00 Grant Revenue - Federal	3,825,000	0.00	0.00	0.00	0.00	3,825,000.00	0.00
11-4-00-4315-00 State - Homeowners Property Ta	<u>0</u>	<u>5,980.88</u>	<u>8,539.10</u>	<u>8,567.65</u>	<u>0.00</u>	<u>( 8,539.10)</u>	<u>0.00</u>
TOTAL OTHER GOVT. AGENCIES	3,953,851	5,980.88	8,539.10	8,567.65	0.00	3,945,311.90	0.22



CASITAS MUNICIPAL WATER DISTRICT  
 REVENUE & EXPENSE REPORT (UNAUDITED)  
 AS OF: JANUARY 31ST, 2021

11 -GENERAL FUND

% OF YEAR COMPLETED: 58.33

REVENUES	CURRENT BUDGET	CURRENT PERIOD	YEAR TO DATE BALANCE	PRIOR YEAR YEAR TO DATE	TOTAL ENCUMBERED	TOTAL BALANCE	% YTD BUDGET
<u>MISCELLANEOUS REVENUES</u>							
11-4-00-4235-00 RDA - Pass Through	108,005	0.00	149,463.74	79,107.01	0.00	( 41,458.74)	138.39
TOTAL MISCELLANEOUS REVENUES	108,005	0.00	149,463.74	79,107.01	0.00	( 41,458.74)	138.39
<hr/>							
TOTAL NON DEPARTMENTAL	19,157,648	1,133,131.26	11,909,102.05	9,003,247.53	0.00	7,248,545.95	62.16
<u>RECREATION - OPERATIONS</u>							
=====							
<u>RECREATION PARK</u>							
11-4-62-4500-00 Animal Permit	31,920	206.00	13,194.00	10,367.00	0.00	18,726.00	41.33
11-4-62-4510-00 Boat Fees - Annual	31,220	5,370.00	20,805.00	13,021.00	0.00	10,415.00	66.64
11-4-62-4515-00 Boat Fees - Daily	7,490	885.00	7,980.00	2,763.00	0.00	( 490.00)	106.54
11-4-62-4525-00 Boat Inspection Fees - Quagga	1,989	335.12	2,840.96	878.97	0.00	( 851.96)	142.83
11-4-62-4530-00 Boat Fees - Overnight	1,000	( 36.00)	711.00	160.00	0.00	289.00	71.10
11-4-62-4535-00 Boat Lock Revenue - Quagga	1,404	360.00	2,448.00	864.00	0.00	( 1,044.00)	174.36
11-4-62-4545-00 Camping Fees	2,185,000	88,021.50	879,563.50	967,819.50	0.00	1,305,436.50	40.25
11-4-62-4555-00 Commercials - Recreation	1,500	0.00	0.00	1,250.00	0.00	1,500.00	0.00
11-4-62-4557-00 Bad Debt Collection Recovery	0	0.00	91.16	0.00	0.00	( 91.16)	0.00
11-4-62-4565-00 Donation vouchers	( 2,500)	0.00	0.00	0.00	0.00	( 2,500.00)	0.00
11-4-62-4570-00 Events - Recreation	25,000	50.00	4,379.00	23,569.96	0.00	20,621.00	17.52
11-4-62-4571-00 Events - Movie Night	0	0.00	4,980.00	0.00	0.00	( 4,980.00)	0.00
11-4-62-4575-00 Event Reimbursement - Recreation	2,500	0.00	0.00	2,410.06	0.00	2,500.00	0.00
11-4-62-4585-00 Gift Cards and Certificates	1,200	( 540.00)	1,837.00	435.00	0.00	( 637.00)	153.08
11-4-62-4590-00 Grants - Recreation	107,000	0.00	20,482.00	57,739.77	0.00	86,518.00	19.14
11-4-62-4595-00 Guest Pass - Off Season	0	0.00	0.00	( 40.00)	0.00	0.00	0.00
11-4-62-4597-00 Impound Fee	0	0.00	0.00	70.00	0.00	0.00	0.00
11-4-62-4600-00 Kayak & Canoes Annual - Recrea	4,007	325.00	849.99	2,899.16	0.00	3,157.01	21.21
11-4-62-4605-00 Kayak and Canoes Daily - Recrr	15	0.00	5.00	70.00	0.00	10.00	33.33
11-4-62-4610-00 Miscellaneous Revenue	2,000	0.00	230.00	730.00	0.00	1,770.00	11.50
11-4-62-4620-00 Rain Checks - Recreation	( 1,000)	0.00	( 172.00)	178.00	0.00	( 828.00)	17.20
11-4-62-4625-00 Reservations	166,500	4,354.00	63,848.00	66,217.00	0.00	102,652.00	38.35
11-4-62-4630-00 Shower Facility Fees	44,000	0.00	0.00	33,479.25	0.00	44,000.00	0.00
11-4-62-4632-00 Snow Bird Pumping	0	1,020.00	3,120.00	3,884.00	0.00	( 3,120.00)	0.00
11-4-62-4635-00 Trailer Storage Fees	278,750	23,491.66	181,512.94	131,559.92	0.00	97,237.06	65.12
11-4-62-4640-00 Vehicle Fees - Daily	410,000	25,500.00	246,330.00	223,550.00	0.00	163,670.00	60.08
11-4-62-4645-00 Violation Ordinance Fees	2,840	0.00	550.00	2,125.00	0.00	2,290.00	19.37
11-4-62-4650-00 Visitor Cards	155,520	39,180.00	119,032.00	82,802.50	0.00	36,488.00	76.54
TOTAL RECREATION PARK	3,457,355	188,522.28	1,574,617.55	1,628,803.09	0.00	1,882,737.45	45.54
<u>RECREATION-CONCESSION</u>							
11-4-62-4705-00 Boat Rental - Concession	53,000	4,483.88	60,089.62	29,475.21	0.00	( 7,089.62)	113.38
11-4-62-4720-00 Park Store - Recreation	50,000	822.86	32,864.81	35,199.24	0.00	17,135.19	65.73
11-4-62-4725-00 Cafe - Concession	24,000	1,316.56	9,771.97	12,781.75	0.00	14,228.03	40.72
TOTAL RECREATION-CONCESSION	127,000	6,623.30	102,726.40	77,456.20	0.00	24,273.60	80.89

CASITAS MUNICIPAL WATER DISTRICT  
 REVENUE & EXPENSE REPORT (UNAUDITED)  
 AS OF: JANUARY 31ST, 2021

11 -GENERAL FUND

% OF YEAR COMPLETED: 58.33

REVENUES	CURRENT BUDGET	CURRENT PERIOD	YEAR TO DATE BALANCE	PRIOR YEAR YEAR TO DATE	TOTAL ENCUMBERED	TOTAL BALANCE	% YTD BUDGET
<u>RECREATION OTHER</u>							
11-4-62-4900-00 Over / Short - Recreation	0	( 323.00)	( 13.26)	80.82	0.00	13.26	0.00
TOTAL RECREATION OTHER	0	( 323.00)	( 13.26)	80.82	0.00	13.26	0.00
<hr/>							
TOTAL RECREATION - OPERATIONS	3,584,355	194,822.58	1,677,330.69	1,706,340.11	0.00	1,907,024.31	46.80
<u>RECREATION - WATER PARK</u>							
=====							
<u>RECREATION-CONCESSION</u>							
11-4-65-4740-00 Water Park Snack Bar	1,500	0.00	0.00	7,935.00	0.00	1,500.00	0.00
TOTAL RECREATION-CONCESSION	1,500	0.00	0.00	7,935.00	0.00	1,500.00	0.00
<u>RECREATION-WATER PARK</u>							
11-4-65-4805-00 Water Park - Late Day Pass Fee	18,067	0.00	0.00	80,275.00	0.00	18,067.00	0.00
11-4-65-4810-00 Water Park - Group Pass Discou	( 1,618)	0.00	0.00	( 1,272.00)	0.00	( 1,618.00)	0.00
11-4-65-4811-00 Water Park - Guest Pass Hosts	0	0.00	0.00	( 153.00)	0.00	0.00	0.00
11-4-65-4815-00 Water Park - Junior Lifeguard	6,430	0.00	0.00	2,250.00	0.00	6,430.00	0.00
11-4-65-4820-00 Water Park - Locker Fee	174	0.00	0.00	906.00	0.00	174.00	0.00
11-4-65-4825-00 Water Park - Next Day Pass Fee	( 814)	0.00	0.00	( 512.00)	0.00	( 814.00)	0.00
11-4-65-4830-00 Water Park - Promotion	( 375)	0.00	0.00	( 207.50)	0.00	( 375.00)	0.00
11-4-65-4835-00 Water Park - Rain Checks	( 600)	0.00	0.00	( 621.50)	0.00	( 600.00)	0.00
11-4-65-4840-00 Water Park - Reservation Fee	13,850	0.00	0.00	33,671.00	0.00	13,850.00	0.00
11-4-65-4845-00 Water Park - Season Pass Fee	12,350	0.00	0.00	4,445.00	0.00	12,350.00	0.00
11-4-65-4850-00 Water Park - Shade Rental Fee	2,245	0.00	0.00	5,245.00	0.00	2,245.00	0.00
11-4-65-4855-00 Water Park - Shower Facility F	0	0.00	0.00	14.25	0.00	0.00	0.00
11-4-65-4860-00 Water Park - Single Splash Fee	186,620	0.00	( 75.00)	478,361.00	0.00	186,695.00	0.04-
11-4-65-4865-00 Water Park - Special Event Fee	0	0.00	0.00	114.00	0.00	0.00	0.00
11-4-65-4870-00 Water Park - Water Fitness - F	2,250	0.00	0.00	4,884.00	0.00	2,250.00	0.00
TOTAL RECREATION-WATER PARK	238,579	0.00	( 75.00)	607,399.25	0.00	238,654.00	0.03-
<u>RECREATION OTHER</u>							
11-4-65-4900-00 Over / Short - Water Park	0	0.00	0.00	( 144.45)	0.00	0.00	0.00
TOTAL RECREATION OTHER	0	0.00	0.00	( 144.45)	0.00	0.00	0.00
<hr/>							
TOTAL RECREATION - WATER PARK	240,079	0.00	( 75.00)	615,189.80	0.00	240,154.00	0.03-
<hr/>							
TOTAL REVENUES	22,982,082	1,327,953.84	13,586,357.74	11,324,777.44	0.00	9,395,724.26	59.12

CASITAS MUNICIPAL WATER DISTRICT  
 REVENUE & EXPENSE REPORT (UNAUDITED)  
 AS OF: JANUARY 31ST, 2021

11 -GENERAL FUND  
 RETIREES

% OF YEAR COMPLETED: 58.33

EXPENSES	CURRENT BUDGET	CURRENT PERIOD	YEAR TO DATE BALANCE	PRIOR YEAR YEAR TO DATE	TOTAL ENCUMBERED	TOTAL BALANCE	% YTD BUDGET
<u>Benefits</u>							
11-5-01-5078-00 Insurance - Employee Assistanc	0	2.38	17.80	2.35	0.00 (	17.80)	0.00
11-5-01-5084-00 Insurance - Group Life	0	61.15	428.05	61.15	0.00 (	428.05)	0.00
11-5-01-5085-00 Insurance - Group Health	510,659	38,659.28	270,596.51	282,826.68	0.00	240,062.49	52.99
11-5-01-5086-00 Insurance - Group Dental	25,709	1,976.16	13,924.84	14,169.08	0.00	11,784.16	54.16
11-5-01-5087-00 Insurance - Group Vision	8,029	649.60	4,140.28	2,955.52	0.00	3,888.72	51.57
TOTAL Benefits	544,397	41,348.57	289,107.48	300,014.78	0.00	255,289.52	53.11
<u>Services &amp; Supplies</u>							
TOTAL RETIREES	544,397	41,348.57	289,107.48	300,014.78	0.00	255,289.52	53.11

CASITAS MUNICIPAL WATER DISTRICT  
 REVENUE & EXPENSE REPORT (UNAUDITED)  
 AS OF: JANUARY 31ST, 2021

11 -GENERAL FUND  
 BOARD OF DIRECTORS

% OF YEAR COMPLETED: 58.33

EXPENSES	CURRENT BUDGET	CURRENT PERIOD	YEAR TO DATE BALANCE	PRIOR YEAR YEAR TO DATE	TOTAL ENCUMBERED	TOTAL BALANCE	% YTD BUDGET
<b>Salaries</b>							
11-5-11-5001-00 Regular Salaries	118,810	5,347.02	46,337.64	44,224.40	0.00	72,472.36	39.00
TOTAL Salaries	118,810	5,347.02	46,337.64	44,224.40	0.00	72,472.36	39.00
<b>Benefits</b>							
11-5-11-5082-00 Social Security Expense	7,366	85.94	2,811.51	2,999.17	0.00	4,554.49	38.17
11-5-11-5083-00 Medicare Expense	1,723	20.09	657.58	701.32	0.00	1,065.42	38.16
11-5-11-5084-00 Insurance - Group Life	369	20.60	144.20	172.95	0.00	224.80	39.08
11-5-11-5085-00 Insurance - Group Health	110,061	5,624.12	37,123.04	57,343.40	0.00	72,937.96	33.73
11-5-11-5086-00 Insurance - Group Dental	4,952	270.24	1,891.68	2,804.48	0.00	3,060.32	38.20
11-5-11-5087-00 Insurance - Group Vision	1,376	74.24	519.68	501.96	0.00	856.32	37.77
11-5-11-5088-00 Insurance - Unemployment	0	0.00	803.00	0.00	0.00	803.00	0.00
TOTAL Benefits	125,847	6,095.23	43,950.69	64,523.28	0.00	81,896.31	34.92
<b>Services &amp; Supplies</b>							
11-5-11-5012-00 Service & Supplies	300	0.00	341.05	133.26	0.00	41.05	113.68
11-5-11-5028-00 Computer Upgrades - Hardware	0	0.00	2,692.41	0.00	0.00	2,692.41	0.00
11-5-11-5042-00 Communications - Radio & Telep	0	89.52	588.67	354.05	0.00	588.67	0.00
11-5-11-5047-00 Office Supplies	0	0.00	0.00	441.74	0.00	0.00	0.00
11-5-11-5051-00 Advertising & Legal Notices	0	0.00	0.00	190.60	0.00	0.00	0.00
11-5-11-5055-00 Private Vehicle Mileage	3,500	0.00	0.00	1,981.90	0.00	3,500.00	0.00
11-5-11-5056-00 Travel Expense	2,500	0.00	0.00	726.16	0.00	2,500.00	0.00
11-5-11-5057-00 Directors Fee	20,000	0.00	0.00	0.00	0.00	20,000.00	0.00
11-5-11-5059-00 Education & Training Seminars	3,000	0.00	1,015.00	695.00	100.00	1,885.00	37.17
TOTAL Services & Supplies	29,300	89.52	4,637.13	4,522.71	100.00	24,562.87	16.17
<b>TOTAL BOARD OF DIRECTORS</b>	<b>273,957</b>	<b>11,531.77</b>	<b>94,925.46</b>	<b>113,270.39</b>	<b>100.00</b>	<b>178,931.54</b>	<b>34.69</b>

CASITAS MUNICIPAL WATER DISTRICT  
 REVENUE & EXPENSE REPORT (UNAUDITED)  
 AS OF: JANUARY 31ST, 2021

11 -GENERAL FUND  
 MANAGEMENT

% OF YEAR COMPLETED: 58.33

EXPENSES	CURRENT BUDGET	CURRENT PERIOD	YEAR TO DATE BALANCE	PRIOR YEAR YEAR TO DATE	TOTAL ENCUMBERED	TOTAL BALANCE	% YTD BUDGET
<u>Salaries</u>							
11-5-21-5001-00 Regular Salaries	686,503	45,437.02	381,495.81	292,695.10	0.00	305,007.19	55.57
11-5-21-5002-00 Part Time - Temporary Wages	0	0.00	0.00	23,489.34	0.00	0.00	0.00
11-5-21-5006-00 Vacation Pay	27,965	5,575.28	27,544.72	7,318.31	0.00	420.28	98.50
11-5-21-5007-00 Jury Duty	304	0.00	0.00	0.00	0.00	304.00	0.00
11-5-21-5008-00 Sick Pay	5,128	1,566.78	5,573.91	24,889.22	0.00	445.91	108.70
11-5-21-5009-00 Holiday Pay	19,683	5,802.62	25,969.55	22,353.67	0.00	6,286.55	131.94
TOTAL Salaries	739,583	58,381.70	440,583.99	370,745.64	0.00	298,999.01	59.57
<u>Benefits</u>							
11-5-21-5078-00 Insurance - Employee Assistanc	119	9.52	71.20	47.22	0.00	47.80	59.83
11-5-21-5079-00 CalPERS Pension Exp - PEPRA	0	1,426.51	2,296.15	3,678.02	0.00	2,296.15	0.00
11-5-21-5081-00 CalPERS Pension Exp - Classic	68,641	7,174.11	53,325.81	43,113.79	0.00	15,315.19	77.69
11-5-21-5082-00 Social Security Expense	45,854	1,809.83	13,211.74	15,865.91	0.00	32,642.26	28.81
11-5-21-5083-00 Medicare Expense	10,724	423.27	6,470.71	5,589.91	0.00	4,253.29	60.34
11-5-21-5084-00 Insurance - Group Life	3,560	288.00	2,016.00	1,424.00	0.00	1,544.00	56.63
11-5-21-5085-00 Insurance - Group Health	75,008	6,363.75	42,775.53	30,612.83	0.00	32,232.47	57.03
11-5-21-5086-00 Insurance - Group Dental	3,340	270.24	1,891.68	1,433.04	0.00	1,448.32	56.64
11-5-21-5087-00 Insurance - Group Vision	918	74.24	519.68	247.84	0.00	398.32	56.61
11-5-21-5088-00 Insurance - Unemployment	0	0.00	2,479.50	0.00	0.00	2,479.50	0.00
TOTAL Benefits	208,164	17,839.47	125,058.00	102,012.56	0.00	83,106.00	60.08
<u>Services &amp; Supplies</u>							
11-5-21-5011-00 District Equipment	100	0.00	0.00	40.41	0.00	100.00	0.00
11-5-21-5012-00 Service & Supplies	13,500	2,198.84	9,302.51	14,395.20	781.41	3,416.08	74.70
11-5-21-5028-00 Computer Upgrades - Hardware	2,500	0.00	1,546.90	0.00	0.00	953.10	61.88
11-5-21-5029-00 Computer Upgrades - Software	23,000	0.00	19,847.31	17,667.84	0.00	3,152.69	86.29
11-5-21-5040-00 Outside Contracts	40,000	0.00	59,887.96	355.80	0.00	19,887.96	149.72
11-5-21-5042-00 Communications - Radio & Telep	2,600	320.63	3,288.15	1,642.41	0.00	688.15	126.47
11-5-21-5044-00 Membership & Dues	98,500	646.00	92,093.95	85,106.00	0.00	6,406.05	93.50
11-5-21-5045-00 Printing & Binding	500	0.00	109.50	261.36	0.00	390.50	21.90
11-5-21-5046-00 Books & Publications	7,500	6,546.72	6,546.72	7,124.98	0.00	953.28	87.29
11-5-21-5047-00 Office Supplies	1,000	0.00	0.00	682.81	0.00	1,000.00	0.00
11-5-21-5048-00 Postage Expense	200	24.50	47.50	111.70	0.00	152.50	23.75
11-5-21-5049-00 Other Professional Fees	600,000	22,616.87	105,973.30	204,410.95	35,385.00	458,641.70	23.56
11-5-21-5055-00 Private Vehicle Mileage	6,060	0.00	0.00	128.76	0.00	6,060.00	0.00
11-5-21-5056-00 Travel Expense	6,700	0.00	62.79	2,283.70	0.00	6,637.21	0.94
11-5-21-5059-00 Education & Training Seminars	6,100	0.00	12,260.00	2,894.87	25.00	6,185.00	201.39
11-5-21-5062-00 Pre-Employment Screening	0	0.00	0.00	137.00	0.00	0.00	0.00
11-5-21-5077-00 Insurance - Aflac Service Fee	200	43.76	145.56	105.00	0.00	54.44	72.78
TOTAL Services & Supplies	808,460	32,397.32	311,112.15	337,348.79	36,191.41	461,156.44	42.96
<u>Other Operating Expenses</u>							
<u>Salaries - Work Orders</u>							

CASITAS MUNICIPAL WATER DISTRICT  
 REVENUE & EXPENSE REPORT (UNAUDITED)  
 AS OF: JANUARY 31ST, 2021

11 -GENERAL FUND  
 MANAGEMENT

% OF YEAR COMPLETED: 58.33

EXPENSES	CURRENT BUDGET	CURRENT PERIOD	YEAR TO DATE BALANCE	PRIOR YEAR YEAR TO DATE	TOTAL ENCUMBERED	TOTAL BALANCE	% YTD BUDGET
Benefits - Work Orders	_____	_____	_____	_____	_____	_____	_____
Services & Supplies-W.O.	_____	_____	_____	_____	_____	_____	_____
TOTAL MANAGEMENT	1,756,207	108,618.49	876,754.14	810,106.99	36,191.41	843,261.45	51.98



CASITAS MUNICIPAL WATER DISTRICT  
 REVENUE & EXPENSE REPORT (UNAUDITED)  
 AS OF: JANUARY 31ST, 2021

11 -GENERAL FUND  
 INFORMATION TECHNOLOGY

% OF YEAR COMPLETED: 58.33

EXPENSES	CURRENT BUDGET	CURRENT PERIOD	YEAR TO DATE BALANCE	PRIOR YEAR YEAR TO DATE	TOTAL ENCUMBERED	TOTAL BALANCE	% YTD BUDGET
<b>Salaries</b>							
11-5-24-5001-00 Regular Salaries	114,369	10,883.82	83,087.64	76,891.08	0.00	31,281.36	72.65
11-5-24-5002-00 Part Time - Temporary Wages	40,788	5,048.36	28,595.46	462.00	0.00	12,192.54	70.11
11-5-24-5003-00 Overtime Pay	0	131.47	1,430.37	6,903.50	0.00	( 1,430.37)	0.00
11-5-24-5006-00 Vacation Pay	16,503	0.00	5,262.37	5,232.73	0.00	11,240.63	31.89
11-5-24-5007-00 Jury Duty	321	0.00	0.00	0.00	0.00	321.00	0.00
11-5-24-5008-00 Sick Pay	4,381	0.00	0.00	335.43	0.00	4,381.00	0.00
11-5-24-5009-00 Holiday Pay	12,463	1,770.24	7,192.86	4,793.98	0.00	5,270.14	57.71
TOTAL Salaries	188,825	17,833.89	125,568.70	94,618.72	0.00	63,256.30	66.50
<b>Benefits</b>							
11-5-24-5078-00 Insurance - Employee Assistanc	29	7.52	22.94	16.45	0.00	6.06	79.10
11-5-24-5079-00 CalPERS Pension Exp - PEPRA	0	439.86	1,879.94	15.19	0.00	( 1,879.94)	0.00
11-5-24-5081-00 CalPERS Pension Exp - Classic	13,716	2,062.52	15,270.62	17,890.66	0.00	( 1,554.62)	111.33
11-5-24-5082-00 Social Security Expense	11,707	552.04	5,950.65	4,703.29	0.00	5,756.35	50.83
11-5-24-5083-00 Medicare Expense	2,738	129.11	1,822.98	1,452.63	0.00	915.02	66.58
11-5-24-5084-00 Insurance - Group Life	501	120.68	369.98	284.85	0.00	131.02	73.85
11-5-24-5085-00 Insurance - Group Health	26,108	4,698.41	17,372.15	13,818.41	0.00	8,735.85	66.54
11-5-24-5086-00 Insurance - Group Dental	1,312	207.28	844.00	742.84	0.00	468.00	64.33
11-5-24-5087-00 Insurance - Group Vision	229	74.24	185.60	129.92	0.00	43.40	81.05
TOTAL Benefits	56,340	8,291.66	43,718.86	39,054.24	0.00	12,621.14	77.60
<b>Services &amp; Supplies</b>							
11-5-24-5011-00 District Equipment	2,500	0.00	273.98	409.28	0.00	2,226.02	10.96
11-5-24-5012-00 Service & Supplies	3,000	25.44	2,129.09	5,320.46	199.12	671.79	77.61
11-5-24-5028-00 Computer Upgrades - Hardware	6,500	0.00	114.49	4,765.13	100.82	6,284.69	3.31
11-5-24-5029-00 Computer Upgrades - Software	4,750	0.00	0.00	1,674.90	0.00	4,750.00	0.00
11-5-24-5040-00 Outside Contracts	17,560	0.00	7,532.97	30,781.12	4,899.00	5,128.03	70.80
11-5-24-5041-00 Clothing & Personal Supplies	500	0.00	906.76	0.00	0.00	( 406.76)	181.35
11-5-24-5042-00 Communications - Radio & Telep	1,500	323.29	1,483.41	2,416.76	0.00	16.59	98.89
11-5-24-5043-00 Office Equipment Maintenance	0	0.00	0.00	103.20	0.00	0.00	0.00
11-5-24-5045-00 Printing & Binding	100	0.00	0.00	0.00	0.00	100.00	0.00
11-5-24-5048-00 Postage Expense	0	0.00	0.00	13.99	0.00	0.00	0.00
11-5-24-5052-00 Small Tools	100	0.00	0.00	107.44	0.00	100.00	0.00
11-5-24-5054-00 Safety Program	0	0.00	516.34	0.00	0.00	( 516.34)	0.00
11-5-24-5055-00 Private Vehicle Mileage	500	0.00	0.00	244.76	0.00	500.00	0.00
11-5-24-5059-00 Education & Training Seminars	1,500	0.00	349.00	30.00	0.00	1,151.00	23.27
11-5-24-5077-00 Insurance - Aflac Service Fee	0	21.88	123.70	105.00	0.00	( 123.70)	0.00
TOTAL Services & Supplies	38,510	370.61	13,429.74	45,972.04	5,198.94	19,881.32	48.37
<b>Salaries - Work Orders</b>							
<b>Benefits - Work Orders</b>							
<b>Services &amp; Supplies-W.O.</b>							
11-5-24-5928-00 Computer Upgrades - Hardware	0	0.00	0.00	1,764.40	0.00	0.00	0.00
TOTAL Services & Supplies-W.O.	0	0.00	0.00	1,764.40	0.00	0.00	0.00
TOTAL INFORMATION TECHNOLOGY	283,675	26,496.16	182,717.30	181,409.40	5,198.94	95,758.76	66.24



CASITAS MUNICIPAL WATER DISTRICT  
 REVENUE & EXPENSE REPORT (UNAUDITED)  
 AS OF: JANUARY 31ST, 2021

11 -GENERAL FUND  
 WATER CONSERVATION

% OF YEAR COMPLETED: 58.33

EXPENSES	CURRENT BUDGET	CURRENT PERIOD	YEAR TO DATE BALANCE	PRIOR YEAR YEAR TO DATE	TOTAL ENCUMBERED	TOTAL BALANCE	% YTD BUDGET
<b>Salaries</b>							
11-5-25-5001-00 Regular Salaries	216,633	20,601.71	150,003.93	119,277.30	0.00	66,629.07	69.24
11-5-25-5002-00 Part Time - Temporary Wages	75,691	5,362.48	39,690.99	38,124.27	0.00	36,000.01	52.44
11-5-25-5003-00 Overtime Pay	0	0.00	537.47	1,725.85	0.00	( 537.47)	0.00
11-5-25-5006-00 Vacation Pay	30,488	670.48	6,191.21	13,368.37	0.00	24,296.79	20.31
11-5-25-5007-00 Jury Duty	1,793	0.00	0.00	0.00	0.00	1,793.00	0.00
11-5-25-5008-00 Sick Pay	17,934	0.00	3,103.28	9,548.71	0.00	14,830.72	17.30
11-5-25-5009-00 Holiday Pay	16,141	2,931.24	12,602.52	11,574.08	0.00	3,538.48	78.08
TOTAL Salaries	358,680	29,565.91	212,129.40	193,618.58	0.00	146,550.60	59.14
<b>Benefits</b>							
11-5-25-5078-00 Insurance - Employee Assistanc	116	9.52	71.20	51.70	0.00	44.80	61.38
11-5-25-5079-00 CalPERS Pension Exp - PEPRA	0	1,775.48	13,202.24	8,831.04	0.00	( 13,202.24)	0.00
11-5-25-5081-00 CalPERS Pension Exp - Classic	26,264	3,023.40	21,436.12	19,337.16	0.00	4,827.88	81.62
11-5-25-5082-00 Social Security Expense	22,238	899.94	12,959.88	12,618.82	0.00	9,278.12	58.28
11-5-25-5083-00 Medicare Expense	5,201	210.46	3,030.86	2,951.21	0.00	2,170.14	58.27
11-5-25-5084-00 Insurance - Group Life	1,124	133.65	887.60	455.45	0.00	236.54	78.96
11-5-25-5085-00 Insurance - Group Health	83,463	5,304.75	36,354.46	37,223.50	0.00	47,108.91	43.56
11-5-25-5086-00 Insurance - Group Dental	4,235	238.76	1,743.72	2,007.28	0.00	2,491.28	41.17
11-5-25-5087-00 Insurance - Group Vision	688	74.24	631.04	352.64	0.00	56.96	91.72
11-5-25-5088-00 Insurance - Unemployment	0	0.00	( 1,800.00)	11,673.00	0.00	1,800.00	0.00
TOTAL Benefits	143,330	11,670.20	88,517.12	95,501.80	0.00	54,812.39	61.76
<b>Services &amp; Supplies</b>							
11-5-25-5011-00 District Equipment	1,700	68.72	1,631.69	982.43	66.62	1.69	99.90
11-5-25-5012-00 Service & Supplies	19,463	530.40	1,868.75	4,810.80	612.17	16,982.08	12.75
11-5-25-5028-00 Computer Upgrades - Hardware	2,000	0.00	626.84	3,572.98	0.00	1,373.16	31.34
11-5-25-5029-00 Computer Upgrades - Software	0	0.00	650.00	0.00	0.00	( 650.00)	0.00
11-5-25-5040-00 Outside Contracts	209,587	13,113.38	108,993.13	51,566.35	173,067.14	( 72,473.27)	134.58
11-5-25-5041-00 Clothing & Personal Supplies	500	0.00	200.19	279.79	107.24	192.57	61.49
11-5-25-5042-00 Communications - Radio & Telep	1,600	194.60	1,379.05	911.17	0.00	220.95	86.19
11-5-25-5044-00 Membership & Dues	14,305	0.00	1,575.00	2,600.00	0.00	12,730.00	11.01
11-5-25-5045-00 Printing & Binding	22,500	0.00	18,645.06	50.40	0.00	3,854.94	82.87
11-5-25-5046-00 Books & Publications	100	0.00	0.00	0.00	0.00	100.00	0.00
11-5-25-5047-00 Office Supplies	1,000	444.62	655.50	312.42	0.00	344.50	65.55
11-5-25-5048-00 Postage Expense	9,500	149.35	154.50	1,221.50	0.00	9,345.50	1.63
11-5-25-5050-00 Licenses & Permits	0	0.00	0.00	370.00	0.00	0.00	0.00
11-5-25-5051-00 Advertising & Legal Notices	39,470	505.00	3,651.83	1,595.00	1,225.00	34,593.17	12.36
11-5-25-5053-00 Public Information Program	0	0.00	0.00	321.01	0.00	0.00	0.00
11-5-25-5055-00 Private Vehicle Mileage	100	0.00	0.00	254.04	0.00	100.00	0.00
11-5-25-5056-00 Travel Expense	3,400	0.00	0.00	195.22	0.00	3,400.00	0.00
11-5-25-5059-00 Education & Training Seminars	3,900	0.00	560.00	1,826.32	25.00	3,315.00	15.00
11-5-25-5062-00 Pre-Employment Screening	0	0.00	0.00	105.00	0.00	0.00	0.00
11-5-25-5076-00 Insurance - Workers Compensati	0	0.00	0.00	2,884.50	0.00	0.00	0.00
11-5-25-5077-00 Insurance - Aflac Service Fee	0	0.00	31.82	0.00	0.00	( 31.82)	0.00
TOTAL Services & Supplies	329,125	15,006.07	140,623.36	73,858.93	175,103.17	13,398.47	95.93

CASITAS MUNICIPAL WATER DISTRICT  
 REVENUE & EXPENSE REPORT (UNAUDITED)  
 AS OF: JANUARY 31ST, 2021

11 -GENERAL FUND  
 WATER CONSERVATION

% OF YEAR COMPLETED: 58.33

EXPENSES	CURRENT BUDGET	CURRENT PERIOD	YEAR TO DATE BALANCE	PRIOR YEAR YEAR TO DATE	TOTAL ENCUMBERED	TOTAL BALANCE	% YTD BUDGET
Other Operating Expenses							
Salaries - Work Orders							
Benefits - Work Orders							
Services & Supplies-W.O.							
TOTAL WATER CONSERVATION	831,135	56,242.18	441,269.88	362,979.31	175,103.17	214,761.46	74.16

CASITAS MUNICIPAL WATER DISTRICT  
 REVENUE & EXPENSE REPORT (UNAUDITED)  
 AS OF: JANUARY 31ST, 2021

11 -GENERAL FUND  
 FISHERIES

% OF YEAR COMPLETED: 58.33

EXPENSES	CURRENT BUDGET	CURRENT PERIOD	YEAR TO DATE BALANCE	PRIOR YEAR YEAR TO DATE	TOTAL ENCUMBERED	TOTAL BALANCE	% YTD BUDGET
<b>Salaries</b>							
11-5-28-5001-00 Regular Salaries	296,345	19,950.85	158,969.24	151,066.25	0.00	137,375.76	53.64
11-5-28-5002-00 Part Time - Temporary Wages	29,769	2,089.87	15,476.35	16,021.39	0.00	14,292.65	51.99
11-5-28-5003-00 Overtime Pay	0	92.10	1,041.54	1,484.09	0.00	( 1,041.54)	0.00
11-5-28-5006-00 Vacation Pay	16,406	2,018.10	10,283.57	11,127.52	0.00	6,122.43	62.68
11-5-28-5007-00 Jury Duty	179	0.00	0.00	0.00	0.00	179.00	0.00
11-5-28-5008-00 Sick Pay	3,007	0.00	2,126.83	1,971.11	0.00	880.17	70.73
11-5-28-5009-00 Holiday Pay	11,546	2,441.00	10,329.68	10,396.95	0.00	1,216.32	89.47
TOTAL Salaries	357,252	26,591.92	198,227.21	192,067.31	0.00	159,024.79	55.49
<b>Benefits</b>							
11-5-28-5078-00 Insurance - Employee Assistanc	87	7.14	53.40	49.35	0.00	33.60	61.38
11-5-28-5079-00 CalPERS Pension Exp - PEPRA	0	391.67	2,877.27	2,312.04	0.00	( 2,877.27)	0.00
11-5-28-5081-00 CalPERS Pension Exp - Classic	29,012	3,622.02	26,944.96	29,666.49	0.00	2,067.04	92.88
11-5-28-5082-00 Social Security Expense	22,150	835.38	11,272.37	11,928.21	0.00	10,877.63	50.89
11-5-28-5083-00 Medicare Expense	5,181	195.37	2,914.43	2,964.09	0.00	2,266.57	56.25
11-5-28-5084-00 Insurance - Group Life	1,368	110.65	774.55	4,638.40	0.00	593.45	56.62
11-5-28-5085-00 Insurance - Group Health	47,980	3,923.00	27,169.74	22,117.90	0.00	20,810.26	56.63
11-5-28-5086-00 Insurance - Group Dental	2,145	173.56	1,214.92	1,214.92	0.00	930.08	56.64
11-5-28-5087-00 Insurance - Group Vision	688	55.68	389.76	343.50	0.00	298.24	56.65
11-5-28-5088-00 Insurance - Unemployment	0	0.00	0.00	6,214.00	0.00	0.00	0.00
TOTAL Benefits	108,611	9,314.47	73,611.40	81,448.90	0.00	34,999.60	67.78
<b>Services &amp; Supplies</b>							
11-5-28-5011-00 District Equipment	9,200	249.99	3,172.70	5,143.78	0.00	6,027.30	34.49
11-5-28-5012-00 Service & Supplies	11,000	1,397.96	9,902.42	27,549.96	1,669.69	( 572.11)	105.20
11-5-28-5028-00 Computer Upgrades - Hardware	0	0.00	0.00	2,546.12	825.50	( 825.50)	0.00
11-5-28-5029-00 Computer Upgrades - Software	1,000	0.00	0.00	0.00	0.00	1,000.00	0.00
11-5-28-5040-00 Outside Contracts	2,000	0.00	1,281.07	49.05	0.00	718.93	64.05
11-5-28-5041-00 Clothing & Personal Supplies	1,500	0.00	0.00	170.28	0.00	1,500.00	0.00
11-5-28-5042-00 Communications - Radio & Telep	2,500	307.40	2,048.01	1,585.60	0.00	451.99	81.92
11-5-28-5044-00 Membership & Dues	250	0.00	0.00	105.00	0.00	250.00	0.00
11-5-28-5045-00 Printing & Binding	250	0.00	0.00	0.00	0.00	250.00	0.00
11-5-28-5046-00 Books & Publications	300	0.00	2,508.98	0.00	0.00	( 2,208.98)	836.33
11-5-28-5048-00 Postage Expense	500	0.00	214.76	807.26	0.00	285.24	42.95
11-5-28-5050-00 Licenses & Permits	500	0.00	0.00	0.00	0.00	500.00	0.00
11-5-28-5055-00 Private Vehicle Mileage	250	151.80	604.33	0.00	0.00	( 354.33)	241.73
11-5-28-5056-00 Travel Expense	15,000	2,613.26	5,253.82	12,428.74	0.00	9,746.18	35.03
11-5-28-5059-00 Education & Training Seminars	4,800	2,053.68	2,053.68	2,173.60	0.00	2,746.32	42.79
11-5-28-5076-00 Insurance - Workers Compensati	0	0.00	0.00	915.71	0.00	0.00	0.00
11-5-28-5077-00 Insurance - Aflac Service Fee	0	21.88	123.70	105.00	0.00	( 123.70)	0.00
TOTAL Services & Supplies	49,050	6,795.97	27,163.47	53,580.10	2,495.19	19,391.34	60.47
<b>Other Operating Expenses</b>							
<b>Salaries - Work Orders</b>							

CASITAS MUNICIPAL WATER DISTRICT  
 REVENUE & EXPENSE REPORT (UNAUDITED)  
 AS OF: JANUARY 31ST, 2021

11 -GENERAL FUND  
 FISHERIES

% OF YEAR COMPLETED: 58.33

EXPENSES	CURRENT BUDGET	CURRENT PERIOD	YEAR TO DATE BALANCE	PRIOR YEAR YEAR TO DATE	TOTAL ENCUMBERED	TOTAL BALANCE	% YTD BUDGET
<u>Benefits - Work Orders</u>							
<u>Services &amp; Supplies-W.O.</u>							
11-5-28-5940-00 Outside Contracts	0	0.00	0.00	4,365.11	5,408.38 (	5,408.38)	0.00
TOTAL Services & Supplies-W.O.	0	0.00	0.00	4,365.11	5,408.38 (	5,408.38)	0.00
TOTAL FISHERIES	514,913	42,702.36	299,002.08	331,461.42	7,903.57	208,007.35	59.60

CASITAS MUNICIPAL WATER DISTRICT  
 REVENUE & EXPENSE REPORT (UNAUDITED)  
 AS OF: JANUARY 31ST, 2021

11 -GENERAL FUND  
 ADMINISTRATION SERVICES

% OF YEAR COMPLETED: 58.33

EXPENSES	CURRENT BUDGET	CURRENT PERIOD	YEAR TO DATE BALANCE	PRIOR YEAR YEAR TO DATE	TOTAL ENCUMBERED	TOTAL BALANCE	% YTD BUDGET
<b>Salaries</b>							
11-5-30-5001-00 Regular Salaries	639,281	46,188.19	396,010.92	273,885.87	0.00	243,270.08	61.95
11-5-30-5003-00 Overtime Pay	1,500	80.98	313.10	2,806.88	0.00	1,186.90	20.87
11-5-30-5006-00 Vacation Pay	28,577	898.40	7,116.20	18,060.85	0.00	21,460.80	24.90
11-5-30-5007-00 Jury Duty	311	0.00	0.00	0.00	0.00	311.00	0.00
11-5-30-5008-00 Sick Pay	5,240	0.00	3,768.40	8,587.45	0.00	1,471.60	71.92
11-5-30-5009-00 Holiday Pay	20,114	5,323.96	24,200.16	18,858.87	0.00	4,086.16	120.32
TOTAL Salaries	695,023	52,491.53	431,408.78	322,199.92	0.00	263,614.22	62.07
<b>Benefits</b>							
11-5-30-5078-00 Insurance - Employee Assistanc	232	16.66	140.02	84.60	0.00	91.98	60.35
11-5-30-5079-00 CalPERS Pension Exp - PEPRA	0	1,445.41	20,153.23	7,307.04	0.00	20,153.23	0.00
11-5-30-5081-00 CalPERS Pension Exp - Classic	64,367	6,949.98	51,195.48	47,137.00	0.00	13,171.52	79.54
11-5-30-5082-00 Social Security Expense	43,092	1,650.43	26,434.91	17,999.98	0.00	16,657.09	61.35
11-5-30-5083-00 Medicare Expense	10,077	385.98	6,440.80	4,993.83	0.00	3,636.20	63.92
11-5-30-5084-00 Insurance - Group Life	3,105	211.40	1,873.01	1,163.05	0.00	1,231.99	60.32
11-5-30-5085-00 Insurance - Group Health	193,956	8,113.24	57,782.53	44,488.37	0.00	136,173.47	29.79
11-5-30-5086-00 Insurance - Group Dental	6,408	371.40	2,707.68	2,067.00	0.00	3,700.32	42.25
11-5-30-5087-00 Insurance - Group Vision	1,835	129.92	909.44	621.90	0.00	925.56	49.56
TOTAL Benefits	323,072	19,274.42	167,637.10	125,862.77	0.00	155,434.90	51.89
<b>Services &amp; Supplies</b>							
11-5-30-5011-00 District Equipment	4,000	34.20	168.53	2,126.82	0.00	3,831.47	4.21
11-5-30-5012-00 Service & Supplies	23,170	16,068.84	25,274.51	18,116.63	1,138.61	3,243.12	114.00
11-5-30-5013-00 Utilities	28,500	2,274.00	16,226.32	15,954.83	0.00	12,273.68	56.93
11-5-30-5028-00 Computer Upgrades - Hardware	3,500	0.00	1,081.12	9,621.91	0.00	2,418.88	30.89
11-5-30-5029-00 Computer Upgrades - Software	0	0.00	0.00	6,165.80	0.00	0.00	0.00
11-5-30-5034-00 Bank Charges	18,000	0.00	5,538.01	11,702.35	0.00	12,461.99	30.77
11-5-30-5037-00 Purchased Water	2,500	87.40	1,852.43	1,545.41	0.00	647.57	74.10
11-5-30-5038-00 Bad Debt Expense	13,000	0.00	0.00	0.00	0.00	13,000.00	0.00
11-5-30-5040-00 Outside Contracts	187,200	7,465.95	107,567.99	117,075.73	4,561.16	75,070.85	59.90
11-5-30-5041-00 Clothing & Personal Supplies	200	0.00	0.00	0.00	0.00	200.00	0.00
11-5-30-5042-00 Communications - Radio & Telep	51,000	3,741.38	30,282.62	45,431.02	0.00	20,717.38	59.38
11-5-30-5043-00 Office Equipment Maintenance	8,500	178.55	2,680.23	4,608.28	225.22	5,594.55	34.18
11-5-30-5044-00 Membership & Dues	760	0.00	0.00	620.00	0.00	760.00	0.00
11-5-30-5045-00 Printing & Binding	5,600	0.00	10,194.22	1,271.81	0.00	4,594.22	182.04
11-5-30-5047-00 Office Supplies	13,200	0.00	6,361.41	5,871.33	1,517.13	5,321.46	59.69
11-5-30-5048-00 Postage Expense	5,500	1,549.70	3,736.94	2,299.85	0.00	1,763.06	67.94
11-5-30-5049-00 Other Professional Fees	46,000	1,630.00	40,816.78	32,712.78	1,580.00	3,603.22	92.17
11-5-30-5051-00 Advertising & Legal Notices	0	0.00	50.69	0.00	0.00	50.69	0.00
11-5-30-5054-00 Safety Program	77,228	0.00	0.00	0.00	0.00	77,228.00	0.00
11-5-30-5055-00 Private Vehicle Mileage	500	0.00	0.00	21.46	0.00	500.00	0.00
11-5-30-5056-00 Travel Expense	2,500	0.00	0.00	0.00	0.00	2,500.00	0.00
11-5-30-5059-00 Education & Training Seminars	2,300	0.00	0.00	306.61	0.00	2,300.00	0.00
11-5-30-5064-00 Interest / Penalty Expenses	309,001	0.00	9,422.50	13,950.27	0.00	299,578.50	3.05
11-5-30-5065-00 Credit Card Fees	40,000	12,251.38	58,004.63	35,343.46	0.00	18,004.63	145.01
11-5-30-5068-00 Petty Cash Over / Short	0	0.00	0.00	2.71	0.00	0.00	0.00
11-5-30-5069-00 Property Tax Collection Fee	6,000	925.68	4,806.45	3,417.47	0.00	1,193.55	80.11

CASITAS MUNICIPAL WATER DISTRICT  
 REVENUE & EXPENSE REPORT (UNAUDITED)  
 AS OF: JANUARY 31ST, 2021

11 -GENERAL FUND  
 ADMINISTRATION SERVICES

% OF YEAR COMPLETED: 58.33

EXPENSES	CURRENT BUDGET	CURRENT PERIOD	YEAR TO DATE BALANCE	PRIOR YEAR YEAR TO DATE	TOTAL ENCUMBERED	TOTAL BALANCE	% YTD BUDGET
11-5-30-5070-00 Property Tax Administration Fe	26,000	2.90	3.89	406.61	0.00	25,996.11	0.01
11-5-30-5075-00 Insurance - Liability Premium	75,000	0.00	74,142.30	70,697.47	0.00	857.70	98.86
11-5-30-5076-00 Insurance - Workers Compensati	168,000	0.00	136,462.18	151,189.53	0.00	31,537.82	81.23
11-5-30-5077-00 Insurance - Aflac Service Fee	0	0.00	165.46	105.00	0.00	165.46	0.00
TOTAL Services & Supplies	1,117,159	46,209.98	534,839.21	550,565.14	9,022.12	573,297.67	48.68
<u>Other Operating Expenses</u>							
11-5-30-5090-00 Other Operating Expenses	0	0.00	0.00	670.00	0.00	0.00	0.00
11-5-30-5093-00 Administration Overhead	( 524,236)	0.00	0.00	( 1,237,394.25)	0.00	( 524,235.86)	0.00
TOTAL Other Operating Expenses	( 524,236)	0.00	0.00	( 1,236,724.25)	0.00	( 524,235.86)	0.00
<u>Salaries - Work Orders</u>							
<u>Benefits - Work Orders</u>							
<u>Services &amp; Supplies-W.O.</u>							
TOTAL ADMINISTRATION SERVICES	1,611,018	117,975.93	1,133,885.09	( 238,096.42)	9,022.12	468,110.93	70.94

CASITAS MUNICIPAL WATER DISTRICT  
 REVENUE & EXPENSE REPORT (UNAUDITED)  
 AS OF: JANUARY 31ST, 2021

11 -GENERAL FUND  
 WAREHOUSE

% OF YEAR COMPLETED: 58.33

EXPENSES	CURRENT BUDGET	CURRENT PERIOD	YEAR TO DATE BALANCE	PRIOR YEAR YEAR TO DATE	TOTAL ENCUMBERED	TOTAL BALANCE	% YTD BUDGET
<u>Salaries</u>							
11-5-32-5001-00 Regular Salaries	7,939	0.00	0.00	4,483.17	0.00	7,939.00	0.00
11-5-32-5003-00 Overtime Pay	0	0.00	0.00	29.34	0.00	0.00	0.00
11-5-32-5006-00 Vacation Pay	399	0.00	0.00	218.64	0.00	399.00	0.00
11-5-32-5007-00 Jury Duty	4	0.00	0.00	0.00	0.00	4.00	0.00
11-5-32-5008-00 Sick Pay	73	0.00	0.00	47.83	0.00	73.00	0.00
11-5-32-5009-00 Holiday Pay	281	0.00	0.00	72.88	0.00	281.00	0.00
TOTAL Salaries	8,696	0.00	0.00	4,851.86	0.00	8,696.00	0.00
<u>Benefits</u>							
11-5-32-5079-00 CalPERS Pension Exp - PEPRA	0	0.17	0.17	0.00	0.00 (	0.17)	0.00
11-5-32-5081-00 CalPERS Pension Exp - Classic	807	24.56	171.90	946.72	0.00	635.10	21.30
11-5-32-5082-00 Social Security Expense	539	0.00	0.00	324.23	0.00	539.00	0.00
11-5-32-5083-00 Medicare Expense	126	0.00	0.00	75.85	0.00	126.00	0.00
TOTAL Benefits	1,472	24.73	172.07	1,346.80	0.00	1,299.93	11.69
<u>Services &amp; Supplies</u>							
11-5-32-5011-00 District Equipment	0	0.00	7,531.14	237.55	0.00 (	7,531.14)	0.00
11-5-32-5012-00 Service & Supplies	3,500	56.83	2,578.31	6,098.54	23.95	897.74	74.35
11-5-32-5013-00 Utilities	3,000	543.82	2,202.95	2,188.30	0.00	797.05	73.43
11-5-32-5028-00 Computer Upgrades - Hardware	0	536.96	536.96	0.00	0.00 (	536.96)	0.00
11-5-32-5040-00 Outside Contracts	0	0.00	0.00	16.35	0.00	0.00	0.00
11-5-32-5059-00 Education & Training Seminars	300	0.00	0.00	0.00	0.00	300.00	0.00
11-5-32-5061-00 Gain / Losses on Inventory	5,000	0.00	0.00	0.00	0.00	5,000.00	0.00
TOTAL Services & Supplies	11,800	1,137.61	12,849.36	8,540.74	23.95 (	1,073.31)	109.10
<u>Other Operating Expenses</u>							
<u>Salaries - Work Orders</u>							
<u>Benefits - Work Orders</u>							
<u>Services &amp; Supplies-W.O.</u>							
TOTAL WAREHOUSE	21,968	1,162.34	13,021.43	14,739.40	23.95	8,922.62	59.38

CASITAS MUNICIPAL WATER DISTRICT  
 REVENUE & EXPENSE REPORT (UNAUDITED)  
 AS OF: JANUARY 31ST, 2021

11 -GENERAL FUND  
 GARAGE

% OF YEAR COMPLETED: 58.33

EXPENSES	CURRENT BUDGET	CURRENT PERIOD	YEAR TO DATE BALANCE	PRIOR YEAR YEAR TO DATE	TOTAL ENCUMBERED	TOTAL BALANCE	% YTD BUDGET
<b>Salaries</b>							
11-5-33-5001-00 Regular Salaries	22,760	757.17	6,415.20	5,701.50	0.00	16,344.80	28.19
11-5-33-5006-00 Vacation Pay	1,145	0.00	284.28	349.36	0.00	860.72	24.83
11-5-33-5007-00 Jury Duty	13	0.00	0.00	0.00	0.00	13.00	0.00
11-5-33-5008-00 Sick Pay	210	44.54	44.54	87.34	0.00	165.46	21.21
11-5-33-5009-00 Holiday Pay	806	89.08	399.99	390.95	0.00	406.01	49.63
TOTAL Salaries	24,934	890.79	7,144.01	6,529.15	0.00	17,789.99	28.65
<b>Benefits</b>							
11-5-33-5079-00 CalPERS Pension Exp - PEPRA	0	69.32	559.05	489.80	0.00	559.05	0.00
11-5-33-5081-00 CalPERS Pension Exp - Classic	2,314	70.42	493.06	762.09	0.00	1,820.94	21.31
11-5-33-5082-00 Social Security Expense	1,546	27.62	443.64	429.72	0.00	1,102.36	28.70
11-5-33-5083-00 Medicare Expense	361	6.47	103.79	100.49	0.00	257.21	28.75
TOTAL Benefits	4,221	173.83	1,599.54	1,782.10	0.00	2,621.46	37.89
<b>Services &amp; Supplies</b>							
11-5-33-5011-00 District Equipment	3,004	317.96	4,941.80	2,736.09	0.00	1,937.80	164.51
11-5-33-5012-00 Service & Supplies	33,685	1,123.57	4,195.78	1,606.95	2,187.68	27,301.54	18.95
11-5-33-5013-00 Utilities	0	543.83	2,520.71	2,188.24	0.00	2,520.71	0.00
11-5-33-5032-00 Cost Applied - Service & Suppl	( 365,604)	( 13,717.74)	( 191,896.51)	( 88,136.79)	0.00	( 173,707.49)	52.49
11-5-33-5033-00 Vehicle Costs Direct	175,000	13,717.74	198,173.13	83,937.38	15,020.96	38,194.09	121.83
11-5-33-5040-00 Outside Contracts	32,132	460.00	7,696.43	17,307.23	2,300.00	22,135.57	31.11
11-5-33-5042-00 Communications - Radio & Telep	0	21.32	145.28	137.46	0.00	145.28	0.00
11-5-33-5050-00 Licenses & Permits	6,200	623.00	5,009.36	1,861.00	( 4,153.60)	5,344.24	13.80
11-5-33-5061-00 Gain / Losses on Inventory	0	0.00	( 0.08)	106.77	0.00	0.08	0.00
TOTAL Services & Supplies	( 115,583)	3,089.68	30,785.90	21,744.33	15,355.04	( 161,723.94)	39.92-
<b>Other Operating Expenses</b>							
<b>Salaries - Work Orders</b>							
<b>Benefits - Work Orders</b>							
<b>Services &amp; Supplies-W.O.</b>							
11-5-33-5912-00 Service & Supplies	103,500	0.00	31,253.92	90,463.70	46,307.18	25,938.90	74.94
TOTAL Services & Supplies-W.O.	103,500	0.00	31,253.92	90,463.70	46,307.18	25,938.90	74.94
TOTAL GARAGE	17,072	4,154.30	70,783.37	120,519.28	61,662.22	( 115,373.59)	775.81



CASITAS MUNICIPAL WATER DISTRICT  
 REVENUE & EXPENSE REPORT (UNAUDITED)  
 AS OF: JANUARY 31ST, 2021

11 -GENERAL FUND  
 SAFETY

% OF YEAR COMPLETED: 58.33

EXPENSES	CURRENT BUDGET	CURRENT PERIOD	YEAR TO DATE BALANCE	PRIOR YEAR YEAR TO DATE	TOTAL ENCUMBERED	TOTAL BALANCE	% YTD BUDGET
<b>Salaries</b>							
11-5-35-5001-00 Regular Salaries	107,618	7,113.56	59,320.79	53,565.47	0.00	48,297.21	55.12
11-5-35-5006-00 Vacation Pay	5,414	0.00	2,670.61	3,281.84	0.00	2,743.39	49.33
11-5-35-5007-00 Jury Duty	59	0.00	0.00	0.00	0.00	59.00	0.00
11-5-35-5008-00 Sick Pay	993	418.44	418.44	820.46	0.00	574.56	42.14
11-5-35-5009-00 Holiday Pay	3,810	836.88	3,757.75	3,672.55	0.00	52.25	98.63
TOTAL Salaries	117,894	8,368.88	66,167.59	61,340.32	0.00	51,726.41	56.12
<b>Benefits</b>							
11-5-35-5078-00 Insurance - Employee Assistanc	29	2.38	17.80	16.45	0.00	11.20	61.38
11-5-35-5079-00 CalPERS Pension Exp - PEPRA	0	653.29	5,256.29	4,603.00	0.00	5,256.29	0.00
11-5-35-5081-00 CalPERS Pension Exp - Classic	10,942	944.73	6,613.11	0.00	0.00	4,328.89	60.44
11-5-35-5082-00 Social Security Expense	7,309	259.43	4,168.52	4,036.89	0.00	3,140.48	57.03
11-5-35-5083-00 Medicare Expense	1,709	60.66	974.85	944.17	0.00	734.15	57.04
11-5-35-5084-00 Insurance - Group Life	7,402	61.50	430.50	424.50	0.00	6,971.50	5.82
11-5-35-5085-00 Insurance - Group Health	27,682	2,235.07	15,672.79	15,562.50	0.00	12,009.21	56.62
11-5-35-5086-00 Insurance - Group Dental	1,312	106.12	742.84	742.84	0.00	569.16	56.62
11-5-35-5087-00 Insurance - Group Vision	229	18.56	129.92	83.66	0.00	99.08	56.73
TOTAL Benefits	56,614	4,341.74	34,006.62	26,414.01	0.00	22,607.38	60.07
<b>Services &amp; Supplies</b>							
11-5-35-5011-00 District Equipment	0	0.00	0.00	149.20	0.00	0.00	0.00
11-5-35-5012-00 Services & Supplies	6,530	1,273.10	11,557.23	1,502.44	0.00	5,027.23	176.99
11-5-35-5029-00 Computer Upgrades - Software	4,440	0.00	0.00	3,600.00	0.00	4,440.00	0.00
11-5-35-5040-00 Outside Contracts	27,300	0.00	3,904.29	3,297.07	341.81	23,053.90	15.55
11-5-35-5041-00 Clothing & Personal Supplies	0	0.00	0.00	80.81	0.00	0.00	0.00
11-5-35-5042-00 Communications - Radio & Telep	0	52.10	317.67	399.59	0.00	317.67	0.00
11-5-35-5044-00 Membership & Dues	250	0.00	230.00	230.00	0.00	20.00	92.00
11-5-35-5054-00 Safety Program	0	0.00	0.00	726.30	0.00	0.00	0.00
11-5-35-5055-00 Private Vehicle Mileage	0	0.00	37.95	58.00	0.00	37.95	0.00
11-5-35-5056-00 Travel Expense	1,800	0.00	0.00	483.54	0.00	1,800.00	0.00
11-5-35-5059-00 Education & Training Seminars	1,400	3,600.00	4,415.00	35.87	0.00	3,015.00	315.36
11-5-35-5077-00 Insurance - Aflac Service Fee	0	0.00	101.82	105.00	0.00	101.82	0.00
TOTAL Services & Supplies	41,720	4,925.20	20,563.96	10,667.82	341.81	20,814.23	50.11
<b>Other Operating Expenses</b>							
<b>Services &amp; Supplies-W.O.</b>							
TOTAL SAFETY	216,228	17,635.82	120,738.17	98,422.15	341.81	95,148.02	56.00

CASITAS MUNICIPAL WATER DISTRICT  
 REVENUE & EXPENSE REPORT (UNAUDITED)  
 AS OF: JANUARY 31ST, 2021

11 -GENERAL FUND  
 ENGINEERING

% OF YEAR COMPLETED: 58.33

EXPENSES	CURRENT BUDGET	CURRENT PERIOD	YEAR TO DATE BALANCE	PRIOR YEAR YEAR TO DATE	TOTAL ENCUMBERED	TOTAL BALANCE	% YTD BUDGET
<b>Salaries</b>							
11-5-40-5001-00 Regular Salaries	746,901	45,429.02	347,531.11	311,555.98	0.00	399,369.89	46.53
11-5-40-5002-00 Part Time - Temporary Wages	0	0.00	0.00	10,032.00	0.00	0.00	0.00
11-5-40-5003-00 Overtime Pay	10,000	0.00	398.34	2,528.05	0.00	9,601.66	3.98
11-5-40-5006-00 Vacation Pay	38,076	4,962.12	25,113.96	32,164.09	0.00	12,962.04	65.96
11-5-40-5007-00 Jury Duty	415	0.00	0.00	0.00	0.00	415.00	0.00
11-5-40-5008-00 Sick Pay	6,982	68.59	2,409.28	11,210.77	0.00	4,572.72	34.51
11-5-40-5009-00 Holiday Pay	26,799	6,431.92	28,457.91	27,098.77	0.00	1,658.91	106.19
11-5-40-5010-00 Seasonal Pay	0	0.00	0.00	10,153.00	0.00	0.00	0.00
TOTAL Salaries	829,173	56,891.65	403,910.60	404,742.66	0.00	425,262.40	48.71
<b>Benefits</b>							
11-5-40-5078-00 Insurance - Employee Assistanc	174	14.28	106.80	98.70	0.00	67.20	61.38
11-5-40-5079-00 CalPERS Pension Exp - PEPRA	0	3,380.79	17,538.83	14,940.60	0.00	17,538.83	0.00
11-5-40-5081-00 CalPERS Pension Exp - Classic	76,027	5,524.32	38,455.21	39,722.64	0.00	37,571.79	50.58
11-5-40-5082-00 Social Security Expense	51,409	1,776.58	17,712.91	20,689.05	0.00	33,696.09	34.45
11-5-40-5083-00 Medicare Expense	12,023	415.49	5,950.97	6,250.69	0.00	6,072.03	49.50
11-5-40-5084-00 Insurance - Group Life	3,055	247.20	1,730.40	1,694.40	0.00	1,324.60	56.64
11-5-40-5085-00 Insurance - Group Health	106,558	8,961.58	60,688.84	58,645.67	0.00	45,869.16	56.95
11-5-40-5086-00 Insurance - Group Dental	5,185	419.52	2,936.64	2,936.64	0.00	2,248.36	56.64
11-5-40-5087-00 Insurance - Group Vision	1,376	111.36	779.52	733.26	0.00	596.48	56.65
TOTAL Benefits	255,807	20,851.12	145,900.12	145,711.65	0.00	109,906.88	57.04
<b>Services &amp; Supplies</b>							
11-5-40-5011-00 District Equipment	14,200	135.57	1,445.97	6,114.87	0.00	12,754.03	10.18
11-5-40-5012-00 Service & Supplies	112,350	265.77	13,228.91	8,914.78	102,551.93	3,430.84	103.05
11-5-40-5020-00 Gauging Stations Agreement	6,000	0.00	0.00	0.00	14,430.00	8,430.00	240.50
11-5-40-5028-00 Computer Upgrades - Hardware	0	0.00	0.00	3,734.20	169.45	169.45	0.00
11-5-40-5029-00 Computer Upgrades - Software	24,000	0.00	7,184.00	16,725.55	7,500.00	9,316.00	61.18
11-5-40-5037-00 Purchased Water	0	0.00	224.04	0.00	0.00	224.04	0.00
11-5-40-5040-00 Outside Contracts	165,000	13,680.07	106,909.98	492,818.49	892,449.65	834,359.63	605.67
11-5-40-5041-00 Clothing & Personal Supplies	1,000	0.00	159.77	117.88	0.00	840.23	15.98
11-5-40-5042-00 Communications - Radio & Telep	0	450.67	3,533.70	3,476.15	0.00	3,533.70	0.00
11-5-40-5044-00 Membership & Dues	0	972.54	7,639.83	10,460.21	687.50	8,327.33	0.00
11-5-40-5047-00 Office Supplies	0	0.00	5.82	300.85	0.00	5.82	0.00
11-5-40-5048-00 Postage Expense	0	12.85	26.75	354.10	0.00	26.75	0.00
11-5-40-5049-00 Other Professional Fees	0	207.00	207.00	0.00	0.00	207.00	0.00
11-5-40-5050-00 Licenses & Permits	181,000	6,001.00	25,489.20	31,152.55	0.00	155,510.80	14.08
11-5-40-5052-00 Small Tools	0	0.00	63.12	0.00	0.00	63.12	0.00
11-5-40-5054-00 Safety Program	1,000	0.00	0.00	0.00	0.00	1,000.00	0.00
11-5-40-5055-00 Private Vehicle Mileage	0	181.13	686.84	223.88	0.00	686.84	0.00
11-5-40-5056-00 Travel Expense	0	0.00	0.00	1,021.46	0.00	0.00	0.00
11-5-40-5059-00 Education & Training Seminars	4,000	0.00	175.00	2,238.48	25.00	3,800.00	5.00
11-5-40-5062-00 Pre-Employment Screening	0	0.00	0.00	90.00	0.00	0.00	0.00
11-5-40-5077-00 Insurance - Aflac Service Fee	0	21.87	123.69	105.00	0.00	123.69	0.00
TOTAL Services & Supplies	508,550	21,928.47	167,103.62	577,848.45	1,017,813.53	676,367.15	233.00

CASITAS MUNICIPAL WATER DISTRICT  
 REVENUE & EXPENSE REPORT (UNAUDITED)  
 AS OF: JANUARY 31ST, 2021

11 -GENERAL FUND  
 ENGINEERING

% OF YEAR COMPLETED: 58.33

EXPENSES	CURRENT BUDGET	CURRENT PERIOD	YEAR TO DATE BALANCE	PRIOR YEAR YEAR TO DATE	TOTAL ENCUMBERED	TOTAL BALANCE	% YTD BUDGET
<u>Salaries - Work Orders</u>							
11-5-40-5901-00 Regular Salaries	0	7,427.53	65,727.32	66,444.15	0.00	( 65,727.32)	0.00
TOTAL Salaries - Work Orders	0	7,427.53	65,727.32	66,444.15	0.00	( 65,727.32)	0.00
<u>Benefits - Work Orders</u>							
11-5-40-5981-00 CalPERS Pension Exp - Classic	0	689.35	6,419.30	6,101.39	0.00	( 6,419.30)	0.00
11-5-40-5982-00 Social Security Expense	0	217.33	2,702.35	3,355.78	0.00	( 2,702.35)	0.00
11-5-40-5983-00 Medicare Expense	0	50.83	959.98	1,042.89	0.00	( 959.98)	0.00
TOTAL Benefits - Work Orders	0	957.51	10,081.63	10,500.06	0.00	( 10,081.63)	0.00
<u>Services &amp; Supplies-W.O.</u>							
11-5-40-5912-00 Service & Supplies	1,600,000	15,297.63	138,645.13	83,284.99	442,320.91	1,019,033.96	36.31
11-5-40-5940-00 Outside Contracts	16,075,000	226,507.33	1,755,518.65	4,606,766.25	2,908,061.13	11,411,420.22	29.01
11-5-40-5950-00 Licenses & Permits	0	507.00	7,105.00	80,423.75	0.00	( 7,105.00)	0.00
11-5-40-5979-00 CalPERS Pension Exp - PEPRA	0	0.00	27.62	0.00	0.00	( 27.62)	0.00
TOTAL Services & Supplies-W.O.	17,675,000	242,311.96	1,901,296.40	4,770,474.99	3,350,382.04	12,423,321.56	29.71
<b>TOTAL ENGINEERING</b>	<b>19,268,530</b>	<b>350,368.24</b>	<b>2,694,019.69</b>	<b>5,975,721.96</b>	<b>4,368,195.57</b>	<b>12,206,314.74</b>	<b>36.65</b>

CASITAS MUNICIPAL WATER DISTRICT  
 REVENUE & EXPENSE REPORT (UNAUDITED)  
 AS OF: JANUARY 31ST, 2021

11 -GENERAL FUND  
 WATER QUALITY - LAB

% OF YEAR COMPLETED: 58.33

EXPENSES	CURRENT BUDGET	CURRENT PERIOD	YEAR TO DATE BALANCE	PRIOR YEAR YEAR TO DATE	TOTAL ENCUMBERED	TOTAL BALANCE	% YTD BUDGET
<b>Salaries</b>							
11-5-42-5001-00 Regular Salaries	269,352	19,289.55	148,245.45	131,152.35	0.00	121,106.55	55.04
11-5-42-5002-00 Part Time - Temporary Wages	19,125	1,724.16	4,404.69	0.00	0.00	14,720.31	23.03
11-5-42-5003-00 Overtime Pay	11,125	46.71	5,392.84	5,790.29	0.00	5,732.16	48.47
11-5-42-5006-00 Vacation Pay	13,551	1,167.01	11,864.79	9,713.27	0.00	1,686.21	87.56
11-5-42-5007-00 Jury Duty	147	0.00	0.00	0.00	0.00	147.00	0.00
11-5-42-5008-00 Sick Pay	2,484	1,076.42	2,714.14	5,006.11	0.00	(230.14)	109.26
11-5-42-5009-00 Holiday Pay	9,537	2,392.52	10,478.34	9,543.45	0.00	(941.34)	109.87
TOTAL Salaries	325,321	25,696.37	183,100.25	161,205.47	0.00	142,220.75	56.28
<b>Benefits</b>							
11-5-42-5078-00 Insurance - Employee Assistanc	87	7.14	53.40	56.40	0.00	33.60	61.38
11-5-42-5079-00 CalPERS Pension Exp - PEPRA	0	1,082.73	8,238.36	6,216.81	0.00	(8,238.36)	0.00
11-5-42-5081-00 CalPERS Pension Exp - Classic	29,264	3,196.21	23,109.95	20,093.30	0.00	6,154.05	78.97
11-5-42-5082-00 Social Security Expense	20,169	796.63	11,051.59	10,252.99	0.00	9,117.41	54.79
11-5-42-5083-00 Medicare Expense	4,717	186.30	2,676.71	2,466.78	0.00	2,040.29	56.75
11-5-42-5084-00 Insurance - Group Life	801	64.80	453.60	732.60	0.00	347.40	56.63
11-5-42-5085-00 Insurance - Group Health	75,814	6,451.95	42,432.21	38,514.94	0.00	33,381.79	55.97
11-5-42-5086-00 Insurance - Group Dental	3,935	318.36	2,228.52	1,983.00	0.00	1,706.48	56.63
11-5-42-5087-00 Insurance - Group Vision	688	55.68	389.76	343.50	0.00	298.24	56.65
TOTAL Benefits	135,475	12,159.80	90,634.10	80,660.32	0.00	44,840.90	66.90
<b>Services &amp; Supplies</b>							
11-5-42-5011-00 District Equipment	8,600	843.84	6,031.48	5,003.00	0.00	2,568.52	70.13
11-5-42-5012-00 Service & Supplies	45,672	3,047.10	20,635.16	16,552.76	2,057.45	22,979.39	49.69
11-5-42-5028-00 Computer Upgrades - Hardware	3,275	0.00	0.00	2,505.20	0.00	3,275.00	0.00
11-5-42-5040-00 Outside Contracts	164,245	2,391.00	33,767.28	65,654.71	57,247.68	73,230.04	55.41
11-5-42-5041-00 Clothing & Personal Supplies	1,430	0.00	468.50	397.26	0.00	961.50	32.76
11-5-42-5042-00 Communications - Radio & Telep	4,400	168.95	1,518.95	1,262.41	0.00	2,881.05	34.52
11-5-42-5044-00 Membership & Dues	210	0.00	140.00	144.00	0.00	70.00	66.67
11-5-42-5045-00 Printing & Binding	300	0.00	0.00	167.63	0.00	300.00	0.00
11-5-42-5046-00 Books & Publications	150	0.00	0.00	0.00	0.00	150.00	0.00
11-5-42-5048-00 Postage Expense	580	65.62	369.02	635.67	0.00	210.98	63.62
11-5-42-5050-00 Licenses & Permits	39,067	27,926.25	35,564.25	35,019.65	0.00	3,502.75	91.03
11-5-42-5051-00 Advertising & Legal Notices	324	0.00	142.21	0.00	0.00	181.79	43.89
11-5-42-5052-00 Small Tools	750	0.00	24.90	0.00	0.00	725.10	3.32
11-5-42-5055-00 Private Vehicle Mileage	515	0.00	0.00	0.00	0.00	515.00	0.00
11-5-42-5056-00 Travel Expense	2,461	0.00	15.00	0.00	0.00	2,446.00	0.61
11-5-42-5059-00 Education & Training Seminars	2,823	0.00	325.00	210.87	0.00	2,498.00	11.51
11-5-42-5062-00 Pre-Employment Screening	0	0.00	32.00	137.00	0.00	(32.00)	0.00
TOTAL Services & Supplies	274,802	34,442.76	99,033.75	127,690.16	59,305.13	116,463.12	57.62
<b>Other Operating Expenses</b>							
<b>Salaries - Work Orders</b>							

CASITAS MUNICIPAL WATER DISTRICT  
 REVENUE & EXPENSE REPORT (UNAUDITED)  
 AS OF: JANUARY 31ST, 2021

11 -GENERAL FUND  
 WATER QUALITY - LAB

% OF YEAR COMPLETED: 58.33

EXPENSES	CURRENT BUDGET	CURRENT PERIOD	YEAR TO DATE BALANCE	PRIOR YEAR YEAR TO DATE	TOTAL ENCUMBERED	TOTAL BALANCE	% YTD BUDGET
<u>Benefits - Work Orders</u>							
<u>Services &amp; Supplies-W.O.</u>							
11-5-42-5912-00 Service & Supplies	150,000	0.00	17,662.08	15,758.50	0.00	132,337.92	11.77
TOTAL Services & Supplies-W.O.	150,000	0.00	17,662.08	15,758.50	0.00	132,337.92	11.77
TOTAL WATER QUALITY - LAB	885,598	72,298.93	390,430.18	385,314.45	59,305.13	435,862.69	50.78

CASITAS MUNICIPAL WATER DISTRICT  
 REVENUE & EXPENSE REPORT (UNAUDITED)  
 AS OF: JANUARY 31ST, 2021

11 -GENERAL FUND  
 UTILITIES MAINTENANCE

% OF YEAR COMPLETED: 58.33

EXPENSES	CURRENT BUDGET	CURRENT PERIOD	YEAR TO DATE BALANCE	PRIOR YEAR YEAR TO DATE	TOTAL ENCUMBERED	TOTAL BALANCE	% YTD BUDGET
<u>Salaries</u>							
11-5-50-5001-00 Regular Salaries	434,098	27,394.49	216,835.35	173,541.42	0.00	217,262.65	49.95
11-5-50-5003-00 Overtime Pay	15,000	1,969.59	22,045.16	15,575.07	0.00 (	7,045.16)	146.97
11-5-50-5005-00 Standby Pay	9,640	1,495.52	9,269.56	5,373.48	0.00	370.44	96.16
11-5-50-5006-00 Vacation Pay	21,837	2,534.21	17,811.97	7,499.76	0.00	4,025.03	81.57
11-5-50-5007-00 Jury Duty	238	0.00	0.00	229.27	0.00	238.00	0.00
11-5-50-5008-00 Sick Pay	4,004	2,410.57	9,877.58	6,437.69	0.00 (	5,873.58)	246.69
11-5-50-5009-00 Holiday Pay	15,370	3,593.26	15,150.22	12,027.50	0.00	219.78	98.57
TOTAL Salaries	500,187	39,397.64	290,989.84	220,684.19	0.00	209,197.16	58.18
<u>Benefits</u>							
11-5-50-5078-00 Insurance - Employee Assistanc	0	14.28	106.80	79.90	0.00 (	106.80)	0.00
11-5-50-5079-00 CalPERS Pension Exp - PEPRA	0	1,538.97	11,933.27	10,672.48	0.00 (	11,933.27)	0.00
11-5-50-5081-00 CalPERS Pension Exp - Classic	45,527	4,383.25	31,779.96	12,828.95	0.00	13,747.04	69.80
11-5-50-5082-00 Social Security Expense	31,609	1,257.03	17,359.62	13,780.54	0.00	14,249.38	54.92
11-5-50-5083-00 Medicare Expense	7,393	293.97	4,290.04	3,394.86	0.00	3,102.96	58.03
11-5-50-5084-00 Insurance - Group Life	1,231	120.85	845.95	641.00	0.00	385.05	68.72
11-5-50-5085-00 Insurance - Group Health	84,498	7,798.30	52,668.00	44,910.12	0.00	31,830.00	62.33
11-5-50-5086-00 Insurance - Group Dental	1,147	337.68	2,363.76	2,094.00	0.00 (	1,216.76)	206.08
11-5-50-5087-00 Insurance - Group Vision	1,231	111.36	779.52	631.04	0.00	451.48	63.32
TOTAL Benefits	172,636	15,855.69	122,126.92	89,032.89	0.00	50,509.08	70.74
<u>Services &amp; Supplies</u>							
11-5-50-5011-00 District Equipment	32,000	8,209.65	30,112.01	22,146.93	0.00	1,887.99	94.10
11-5-50-5012-00 Service & Supplies	86,010	2,621.97	66,513.27	34,241.59	3,842.85	15,653.88	81.80
11-5-50-5040-00 Outside Contracts	8,500	0.00	2,873.44	4,699.17	0.00	5,626.56	33.81
11-5-50-5041-00 Clothing & Personal Supplies	4,950	115.04	4,608.87	3,553.40	682.36 (	341.23)	106.89
11-5-50-5042-00 Communications - Radio & Telep	4,500	275.27	2,414.09	3,421.53	0.00	2,085.91	53.65
11-5-50-5050-00 Licenses & Permits	1,000	0.00	155.00	340.00	0.00	845.00	15.50
11-5-50-5052-00 Small Tools	14,600	55.36	16,160.66	639.38	0.00 (	1,560.66)	110.69
11-5-50-5055-00 Private Vehicle Mileage	0	0.00	0.00	68.44	0.00	0.00	0.00
11-5-50-5056-00 Travel Expense	2,000	0.00	925.98	1,755.66	0.00	1,074.02	46.30
11-5-50-5059-00 Education & Training Seminars	4,585	91.18	724.71	4,555.71	0.00	3,860.29	15.81
11-5-50-5077-00 Insurance - Aflac Service Fee	0	21.87	21.87	0.00	0.00 (	21.87)	0.00
TOTAL Services & Supplies	158,145	11,390.34	124,509.90	75,421.81	4,525.21	29,109.89	81.59
<u>Services &amp; Supplies-W.O.</u>							
11-5-50-5912-00 Service & Supplies	60,000	0.00	5,451.58	24,865.59	65,553.06 (	11,004.64)	118.34
TOTAL Services & Supplies-W.O.	60,000	0.00	5,451.58	24,865.59	65,553.06 (	11,004.64)	118.34
TOTAL UTILITIES MAINTENANCE	890,968	66,643.67	543,078.24	410,004.48	70,078.27	277,811.49	68.82

11 -GENERAL FUND  
 ELECTRICAL MECHANICAL

% OF YEAR COMPLETED: 58.33

EXPENSES	CURRENT BUDGET	CURRENT PERIOD	YEAR TO DATE BALANCE	PRIOR YEAR YEAR TO DATE	TOTAL ENCUMBERED	TOTAL BALANCE	% YTD BUDGET
<b>Salaries</b>							
11-5-52-5001-00 Regular Salaries	474,332	37,728.44	248,173.25	224,906.62	0.00	226,158.75	52.32
11-5-52-5002-00 Part Time - Temporary Wages	0	0.00	0.00	2,240.00	0.00	0.00	0.00
11-5-52-5003-00 Overtime Pay	32,200	1,725.32	27,733.89	36,512.62	0.00	4,466.11	86.13
11-5-52-5005-00 Standby Pay	24,100	1,781.13	12,871.67	12,919.84	0.00	11,228.33	53.41
11-5-52-5006-00 Vacation Pay	26,021	2,996.30	10,662.06	16,035.69	0.00	15,358.94	40.97
11-5-52-5007-00 Jury Duty	283	0.00	0.00	0.00	0.00	283.00	0.00
11-5-52-5008-00 Sick Pay	47,713	1,493.95	10,145.19	9,007.85	0.00	37,567.81	21.26
11-5-52-5009-00 Holiday Pay	18,314	4,701.62	18,726.17	15,486.76	0.00	(412.17)	102.25
TOTAL Salaries	622,963	50,426.76	328,312.23	317,109.38	0.00	294,650.77	52.70
<b>Benefits</b>							
11-5-52-5078-00 Insurance - Employee Assistanc	119	11.90	94.14	51.92	0.00	24.86	79.11
11-5-52-5079-00 CalPERS Pension Exp - PEPRA	0	2,464.83	14,628.15	9,078.20	0.00	(14,628.15)	0.00
11-5-52-5081-00 CalPERS Pension Exp - Classic	57,817	4,826.90	34,603.82	31,039.04	0.00	23,213.18	59.85
11-5-52-5082-00 Social Security Expense	38,624	1,563.85	18,049.04	19,472.07	0.00	20,574.96	46.73
11-5-52-5083-00 Medicare Expense	9,032	365.77	4,856.17	4,929.12	0.00	4,175.83	53.77
11-5-52-5084-00 Insurance - Group Life	1,539	153.15	1,129.25	615.05	0.00	409.75	73.38
11-5-52-5085-00 Insurance - Group Health	89,916	9,499.68	67,403.80	36,918.32	0.00	22,512.20	74.96
11-5-52-5086-00 Insurance - Group Dental	4,235	448.76	3,353.56	1,761.76	0.00	881.44	79.19
11-5-52-5087-00 Insurance - Group Vision	918	92.80	686.72	408.32	0.00	231.28	74.81
TOTAL Benefits	202,200	19,427.64	144,804.65	104,273.80	0.00	57,395.35	71.61
<b>Services &amp; Supplies</b>							
11-5-52-5011-00 District Equipment	20,000	2,561.98	22,378.44	11,279.42	0.00	(2,378.44)	111.89
11-5-52-5012-00 Service & Supplies	101,800	11,018.38	70,594.17	24,007.88	5,572.16	25,633.67	74.82
11-5-52-5013-00 Utilities	0	1,852.07	10,999.51	12,185.41	0.00	(10,999.51)	0.00
11-5-52-5021-00 Power Purchased for Pumping	1,860,000	265,505.73	797,932.23	751,716.74	0.00	1,062,067.77	42.90
11-5-52-5028-00 Computer Upgrades - Hardware	8,000	0.00	9,085.01	5,551.42	0.00	(1,085.01)	113.56
11-5-52-5040-00 Outside Contracts	233,600	7,373.73	121,512.52	96,076.63	26,496.96	85,590.52	63.36
11-5-52-5041-00 Clothing & Personal Supplies	5,850	1,339.58	2,669.63	1,865.09	0.00	3,180.37	45.63
11-5-52-5042-00 Communications - Radio & Telep	5,660	1,196.26	6,861.54	6,393.34	0.00	(1,201.54)	121.23
11-5-52-5046-00 Books & Publications	600	0.00	0.00	0.00	0.00	600.00	0.00
11-5-52-5050-00 Licenses & Permits	57,444	28,901.04	59,119.58	31,969.51	0.00	(1,675.58)	102.92
11-5-52-5052-00 Small Tools	6,600	274.61	706.83	3,185.88	0.00	5,893.17	10.71
11-5-52-5055-00 Private Vehicle Mileage	500	0.00	0.00	0.00	0.00	500.00	0.00
11-5-52-5056-00 Travel Expense	2,000	0.00	0.00	0.00	0.00	2,000.00	0.00
11-5-52-5059-00 Education & Training Seminars	10,220	273.53	323.53	5,054.34	0.00	9,896.47	3.17
11-5-52-5062-00 Pre-Employment Screening	0	0.00	32.00	0.00	0.00	(32.00)	0.00
11-5-52-5076-00 Insurance - Workers Compensati	0	1,160.00	19,131.63	20,704.96	0.00	(19,131.63)	0.00
TOTAL Services & Supplies	2,312,274	321,456.91	1,121,346.62	969,990.62	32,069.12	1,158,858.26	49.88
<b>Other Operating Expenses</b>							
<b>Salaries - Work Orders</b>							

CASITAS MUNICIPAL WATER DISTRICT  
 REVENUE & EXPENSE REPORT (UNAUDITED)  
 AS OF: JANUARY 31ST, 2021

11 -GENERAL FUND  
 ELECTRICAL MECHANICAL

% OF YEAR COMPLETED: 58.33

EXPENSES	CURRENT BUDGET	CURRENT PERIOD	YEAR TO DATE BALANCE	PRIOR YEAR YEAR TO DATE	TOTAL ENCUMBERED	TOTAL BALANCE	% YTD BUDGET
<u>Benefits - Work Orders</u>							
<u>Services &amp; Supplies-W.O.</u>							
11-5-52-5912-00 Service & Supplies	217,500	4,433.49	19,700.63	66,917.72	16,987.23	180,812.14	16.87
11-5-52-5940-00 Outside Contracts	0	0.00	0.00	14,324.12	6,375.00	(6,375.00)	0.00
TOTAL Services & Supplies-W.O.	217,500	4,433.49	19,700.63	81,241.84	23,362.23	174,437.14	19.80
<hr/>							
TOTAL ELECTRICAL MECHANICAL	3,354,937	395,744.80	1,614,164.13	1,472,615.64	55,431.35	1,685,341.52	49.77



CASITAS MUNICIPAL WATER DISTRICT  
 REVENUE & EXPENSE REPORT (UNAUDITED)  
 AS OF: JANUARY 31ST, 2021

11 -GENERAL FUND  
 DIST MAINT - PIPELINE

% OF YEAR COMPLETED: 58.33

EXPENSES	CURRENT BUDGET	CURRENT PERIOD	YEAR TO DATE BALANCE	PRIOR YEAR YEAR TO DATE	TOTAL ENCUMBERED	TOTAL BALANCE	% YTD BUDGET
<b>Salaries</b>							
11-5-53-5001-00 Regular Salaries	500,692	35,495.31	289,306.04	268,464.08	0.00	211,385.96	57.78
11-5-53-5003-00 Overtime Pay	48,000	168.26	38,449.00	32,677.05	0.00	9,551.00	80.10
11-5-53-5005-00 Standby Pay	64,106	1,250.88	10,751.87	12,226.87	0.00	53,354.13	16.77
11-5-53-5006-00 Vacation Pay	25,189	4,638.17	21,878.78	21,396.72	0.00	3,310.22	86.86
11-5-53-5007-00 Jury Duty	274	0.00	0.00	0.00	0.00	274.00	0.00
11-5-53-5008-00 Sick Pay	4,620	1,090.59	4,094.18	15,751.56	0.00	525.82	88.62
11-5-53-5009-00 Holiday Pay	17,727	4,571.30	19,971.87	20,109.45	0.00	2,244.87	112.66
TOTAL Salaries	660,608	47,214.51	384,451.74	370,625.73	0.00	276,156.26	58.20
<b>Benefits</b>							
11-5-53-5078-00 Insurance - Employee Assistanc	0	16.66	122.03	89.52	0.00	122.03	0.00
11-5-53-5079-00 CalPERS Pension Exp - PEPRA	0	2,246.53	17,148.29	10,198.38	0.00	17,148.29	0.00
11-5-53-5081-00 CalPERS Pension Exp - Classic	61,311	5,792.92	41,830.63	40,872.70	0.00	19,480.37	68.23
11-5-53-5082-00 Social Security Expense	40,958	1,463.79	19,361.85	20,149.65	0.00	21,596.15	47.27
11-5-53-5083-00 Medicare Expense	9,579	342.34	5,632.86	5,749.74	0.00	3,946.14	58.80
11-5-53-5084-00 Insurance - Group Life	1,714	163.45	1,119.40	11,349.21	0.00	594.60	65.31
11-5-53-5085-00 Insurance - Group Health	131,478	13,478.91	85,274.21	59,202.17	0.00	46,203.79	64.86
11-5-53-5086-00 Insurance - Group Dental	6,469	629.52	4,095.92	3,642.24	0.00	2,373.08	63.32
11-5-53-5087-00 Insurance - Group Vision	1,376	129.92	890.88	705.28	0.00	485.12	64.74
11-5-53-5088-00 Insurance - Unemployment	0	0.00	0.00	7,650.00	0.00	0.00	0.00
TOTAL Benefits	252,885	24,264.04	175,476.07	159,608.89	0.00	77,408.93	69.39
<b>Services &amp; Supplies</b>							
11-5-53-5011-00 District Equipment	56,000	3,057.08	33,588.38	33,169.35	0.00	22,411.62	59.98
11-5-53-5012-00 Service & Supplies	440,870	16,434.96	158,574.72	230,870.14	13,515.98	268,779.30	39.03
11-5-53-5013-00 Utilities	0	171.34	1,152.42	2,249.21	0.00	1,152.42	0.00
11-5-53-5028-00 Computer Upgrades - Hardware	3,500	0.00	760.12	310.80	0.00	2,739.88	21.72
11-5-53-5040-00 Outside Contracts	192,200	2,286.39	153,934.12	34,817.30	4,615.77	33,650.11	82.49
11-5-53-5041-00 Clothing & Personal Supplies	5,890	134.84	2,504.38	6,400.52	509.91	2,875.71	51.18
11-5-53-5042-00 Communications - Radio & Telep	3,200	269.04	2,984.48	3,968.87	0.00	215.52	93.27
11-5-53-5045-00 Printing & Binding	0	0.00	0.00	367.02	0.00	0.00	0.00
11-5-53-5047-00 Office Supplies	0	0.00	0.00	34.31	0.00	0.00	0.00
11-5-53-5050-00 Licenses & Permits	2,050	0.00	0.00	1,432.56	0.00	2,050.00	0.00
11-5-53-5051-00 Advertising & Legal Notices	0	0.00	0.00	449.00	0.00	0.00	0.00
11-5-53-5052-00 Small Tools	66,200	2,329.46	17,458.01	5,860.38	468.22	48,273.77	27.08
11-5-53-5056-00 Travel Expense	2,000	270.00	3,431.11	1,556.13	0.00	1,431.11	171.56
11-5-53-5059-00 Education & Training Seminars	20,095	364.71	364.71	2,728.92	0.00	19,730.29	1.81
11-5-53-5060-00 Property Losses for Operations	0	0.00	105.85	63.99	0.00	105.85	0.00
11-5-53-5062-00 Pre-Employment Screening	0	0.00	0.00	139.00	0.00	0.00	0.00
11-5-53-5076-00 Insurance - Workers Compensati	0	0.00	914.34	2,449.82	0.00	914.34	0.00
11-5-53-5077-00 Insurance - Aflac Service Fee	177	21.87	91.87	105.00	0.00	85.13	51.90
TOTAL Services & Supplies	792,182	25,339.69	375,864.51	326,844.34	19,109.88	397,207.61	49.86
<b>Other Operating Expenses</b>							
11-5-53-5097-00 Costs Applied	0	0.00	0.00	32,893.13	0.00	0.00	0.00
TOTAL Other Operating Expenses	0	0.00	0.00	32,893.13	0.00	0.00	0.00

CASITAS MUNICIPAL WATER DISTRICT  
 REVENUE & EXPENSE REPORT (UNAUDITED)  
 AS OF: JANUARY 31ST, 2021

11 -GENERAL FUND  
 DIST MAINT - PIPELINE

% OF YEAR COMPLETED: 58.33

EXPENSES	CURRENT BUDGET	CURRENT PERIOD	YEAR TO DATE BALANCE	PRIOR YEAR YEAR TO DATE	TOTAL ENCUMBERED	TOTAL BALANCE	% YTD BUDGET
<u>Salaries - Work Orders</u>							
<u>Benefits - Work Orders</u>							
<u>Services &amp; Supplies-W.O.</u>							
11-5-53-5912-00 Service & Supplies	38,000	0.00	16,265.00	5,571.34	0.00	21,735.00	42.80
11-5-53-5940-00 Outside Contracts	0	0.00	0.00	1,560.00	0.00	0.00	0.00
TOTAL Services & Supplies-W.O.	38,000	0.00	16,265.00	7,131.34	0.00	21,735.00	42.80
TOTAL DIST MAINT - PIPELINE	1,743,675	96,818.24	952,057.32	897,103.43	19,109.88	772,507.80	55.70

CASITAS MUNICIPAL WATER DISTRICT  
 REVENUE & EXPENSE REPORT (UNAUDITED)  
 AS OF: JANUARY 31ST, 2021

11 -GENERAL FUND  
 WATER TREATMENT

% OF YEAR COMPLETED: 58.33

EXPENSES	CURRENT BUDGET	CURRENT PERIOD	YEAR TO DATE BALANCE	PRIOR YEAR YEAR TO DATE	TOTAL ENCUMBERED	TOTAL BALANCE	% YTD BUDGET
<b>Salaries</b>							
11-5-54-5001-00 Regular Salaries	636,472	43,672.64	329,345.79	350,627.72	0.00	307,126.21	51.75
11-5-54-5003-00 Overtime Pay	84,300	6,475.63	41,102.80	55,674.27	0.00	43,197.20	48.76
11-5-54-5005-00 Standby Pay	14,460	1,764.36	13,809.90	8,402.26	0.00	650.10	95.50
11-5-54-5006-00 Vacation Pay	32,018	4,477.88	28,812.95	30,939.02	0.00	3,205.05	89.99
11-5-54-5007-00 Jury Duty	348	0.00	241.33	0.00	0.00	106.67	69.35
11-5-54-5008-00 Sick Pay	5,870	809.31	6,015.72	19,222.23	0.00	145.72	102.48
11-5-54-5009-00 Holiday Pay	22,534	5,788.02	25,664.06	24,657.17	0.00	3,130.06	113.89
TOTAL Salaries	796,002	62,987.84	444,992.55	489,522.67	0.00	351,009.45	55.90
<b>Benefits</b>							
11-5-54-5078-00 Insurance - Employee Assistanc	232	19.04	142.40	131.60	0.00	89.60	61.38
11-5-54-5079-00 CalPERS Pension Exp - PEPRA	0	1,080.18	7,937.66	6,794.32	0.00	7,937.66	0.00
11-5-54-5081-00 CalPERS Pension Exp - Classic	73,878	9,102.06	66,787.22	78,594.04	0.00	7,090.78	90.40
11-5-54-5082-00 Social Security Expense	50,249	1,980.35	25,474.47	30,724.04	0.00	24,774.53	50.70
11-5-54-5083-00 Medicare Expense	11,751	463.16	6,590.64	7,597.07	0.00	5,160.36	56.09
11-5-54-5084-00 Insurance - Group Life	2,279	177.70	1,243.90	1,195.90	0.00	1,035.10	54.58
11-5-54-5085-00 Insurance - Group Health	168,956	14,072.25	93,418.15	86,431.12	0.00	75,537.85	55.29
11-5-54-5086-00 Insurance - Group Dental	7,804	622.32	4,356.24	4,356.24	0.00	3,447.76	55.82
11-5-54-5087-00 Insurance - Group Vision	1,872	148.48	1,039.36	1,039.36	0.00	832.64	55.52
TOTAL Benefits	317,021	27,665.54	206,990.04	216,863.69	0.00	110,030.96	65.29
<b>Services &amp; Supplies</b>							
11-5-54-5011-00 District Equipment	28,000	968.48	5,848.06	15,447.57	0.00	22,151.94	20.89
11-5-54-5012-00 Service & Supplies	99,480	7,899.50	53,746.36	53,342.28	8,226.59	37,507.05	62.30
11-5-54-5013-00 Utilities	114,900	9,616.38	62,147.14	69,454.47	0.00	52,752.86	54.09
11-5-54-5014-00 Chlorine	108,670	4,523.63	49,425.06	38,000.09	65,772.35	6,527.41	106.01
11-5-54-5015-00 Polymer	48,705	0.00	21,573.60	20,043.21	38,226.40	11,095.00	122.78
11-5-54-5016-00 Ferric	14,552	0.00	12,156.90	5,622.12	7,169.10	4,774.00	132.81
11-5-54-5017-00 Liquid Oxygen	165,000	6,583.17	76,622.77	85,882.49	88,377.23	0.00	100.00
11-5-54-5023-00 Ammonia	32,725	0.00	11,495.55	7,299.66	27,004.45	5,775.00	117.65
11-5-54-5024-00 Caustics	89,250	0.00	45,239.24	22,966.84	59,760.76	15,750.00	117.65
11-5-54-5028-00 Computer Upgrades - Hardware	2,250	0.00	0.00	4,395.60	0.00	2,250.00	0.00
11-5-54-5040-00 Outside Contracts	102,680	681.09	23,976.24	11,387.91	0.00	78,703.76	23.35
11-5-54-5041-00 Clothing & Personal Supplies	6,250	193.12	1,457.29	2,575.06	619.38	4,173.33	33.23
11-5-54-5042-00 Communications - Radio & Telep	18,360	1,082.30	8,558.46	5,397.21	274.00	9,527.54	48.11
11-5-54-5048-00 Postage Expense	0	279.90	587.50	248.50	0.00	587.50	0.00
11-5-54-5050-00 Licenses & Permits	11,700	623.00	1,919.51	5,708.31	0.00	9,780.49	16.41
11-5-54-5052-00 Small Tools	1,350	0.00	1,644.86	0.00	0.00	294.86	121.84
11-5-54-5054-00 Safety Program	0	0.00	1,401.10	0.00	0.00	1,401.10	0.00
11-5-54-5055-00 Private Vehicle Mileage	0	0.00	0.00	62.64	0.00	0.00	0.00
11-5-54-5056-00 Travel Expense	4,200	0.00	409.22	916.83	0.00	3,790.78	9.74
11-5-54-5059-00 Education & Training Seminars	9,225	364.71	629.24	1,287.79	0.00	8,595.76	6.82
11-5-54-5076-00 Insurance - Workers Compensati	0	0.00	0.00	576.16	0.00	0.00	0.00
11-5-54-5077-00 Insurance - Aflac Service Fee	0	21.87	123.69	105.00	0.00	123.69	0.00
TOTAL Services & Supplies	857,297	32,837.15	378,961.79	350,719.74	295,430.26	182,904.95	78.66

CASITAS MUNICIPAL WATER DISTRICT  
 REVENUE & EXPENSE REPORT (UNAUDITED)  
 AS OF: JANUARY 31ST, 2021

11 -GENERAL FUND  
 WATER TREATMENT

% OF YEAR COMPLETED: 58.33

EXPENSES	CURRENT BUDGET	CURRENT PERIOD	YEAR TO DATE BALANCE	PRIOR YEAR YEAR TO DATE	TOTAL ENCUMBERED	TOTAL BALANCE	% YTD BUDGET
<u>Other Operating Expenses</u>							
<u>Salaries - Work Orders</u>							
<u>Benefits - Work Orders</u>							
<u>Services &amp; Supplies-W.O.</u>							
11-5-54-5912-00 Service & Supplies	100,000	0.00	0.00	64,180.15	0.00	100,000.00	0.00
11-5-54-5940-00 Outside Contracts	<u>70,000</u>	<u>0.00</u>	<u>27,361.60</u>	<u>59,842.29</u>	<u>0.00</u>	<u>42,638.40</u>	<u>39.09</u>
TOTAL Services & Supplies-W.O.	170,000	0.00	27,361.60	124,022.44	0.00	142,638.40	16.10
TOTAL WATER TREATMENT	2,140,320	123,490.53	1,058,305.98	1,181,128.54	295,430.26	786,583.76	63.25

11 -GENERAL FUND  
 OPERATIONS - MAINTENANCE

% OF YEAR COMPLETED: 58.33

EXPENSES	CURRENT BUDGET	CURRENT PERIOD	YEAR TO DATE BALANCE	PRIOR YEAR YEAR TO DATE	TOTAL ENCUMBERED	TOTAL BALANCE	% YTD BUDGET
<b>Salaries</b>							
11-5-55-5001-00 Regular Salaries	232,618	13,589.22	117,280.75	97,014.54	0.00	115,337.25	50.42
11-5-55-5002-00 Part Time - Temporary Wages	0	51.12	3,314.12	7,245.00	0.00 (	3,314.12)	0.00
11-5-55-5003-00 Overtime Pay	0	783.21	4,938.40	9,620.82	0.00 (	4,938.40)	0.00
11-5-55-5005-00 Standby Pay	0	195.24	1,507.67	1,735.42	0.00 (	1,507.67)	0.00
11-5-55-5006-00 Vacation Pay	11,702	1,075.27	8,743.89	6,652.28	0.00	2,958.11	74.72
11-5-55-5007-00 Jury Duty	128	0.00	0.00	306.30	0.00	128.00	0.00
11-5-55-5008-00 Sick Pay	2,146	10.94	2,647.95	2,586.16	0.00 (	501.95)	123.39
11-5-55-5009-00 Holiday Pay	8,236	1,630.30	7,994.12	6,850.43	0.00	241.88	97.06
TOTAL Salaries	254,830	17,335.30	146,426.90	132,010.95	0.00	108,403.10	57.46
<b>Benefits</b>							
11-5-55-5078-00 Insurance - Employee Assistanc	87	9.52	66.06	49.35	0.00	20.94	75.93
11-5-55-5079-00 CalPERS Pension Exp - PEPRA	0	1,150.94	10,548.25	7,698.63	0.00 (	10,548.25)	0.00
11-5-55-5081-00 CalPERS Pension Exp - Classic	23,651	2,088.17	14,761.53	6,157.02	0.00	8,889.47	62.41
11-5-55-5082-00 Social Security Expense	15,800	551.89	9,059.42	8,581.14	0.00	6,740.58	57.34
11-5-55-5083-00 Medicare Expense	3,695	129.03	2,164.64	2,040.80	0.00	1,530.36	58.58
11-5-55-5084-00 Insurance - Group Life	632	68.90	446.80	331.65	0.00	185.20	70.70
11-5-55-5085-00 Insurance - Group Health	66,704	6,480.12	42,048.98	36,151.37	0.00	24,655.02	63.04
11-5-55-5086-00 Insurance - Group Dental	2,923	270.24	1,824.24	1,655.64	0.00	1,098.76	62.41
11-5-55-5087-00 Insurance - Group Vision	688	74.24	482.56	389.76	0.00	205.44	70.14
11-5-55-5088-00 Insurance - Unemployment	0	0.00	4,573.00	0.00	0.00 (	4,573.00)	0.00
TOTAL Benefits	114,180	10,823.05	85,975.48	63,055.36	0.00	28,204.52	75.30
<b>Services &amp; Supplies</b>							
11-5-55-5011-00 District Equipment	20,000	1,879.38	24,171.85	11,479.48	0.00 (	4,171.85)	120.86
11-5-55-5012-00 Service & Supplies	53,500	3,569.64	38,127.93	39,880.09	1,737.49	13,634.58	74.51
11-5-55-5040-00 Outside Contracts	132,700	1,798.50	50,170.77	42,731.98	27,052.00	55,477.23	58.19
11-5-55-5041-00 Clothing & Personal Supplies	6,060	265.64	4,549.36	2,517.43	888.63	622.01	89.74
11-5-55-5042-00 Communications - Radio & Telep	1,200	84.48	1,018.13	1,052.42	0.00	181.87	84.84
11-5-55-5044-00 Membership & Dues	200	0.00	0.00	0.00	0.00	200.00	0.00
11-5-55-5050-00 Licenses & Permits	500	0.00	83.89	90.00	0.00	416.11	16.78
11-5-55-5052-00 Small Tools	7,850	138.35	6,898.96	4,878.82	0.00	951.04	87.88
11-5-55-5055-00 Private Vehicle Mileage	0	0.00	0.00	230.84	0.00	0.00	0.00
11-5-55-5056-00 Travel Expense	0	0.00	0.00	483.41	0.00	0.00	0.00
11-5-55-5059-00 Education & Training Seminars	5,300	91.18	91.18	1,227.37	0.00	5,208.82	1.72
11-5-55-5062-00 Pre-Employment Screening	0	0.00	0.00	77.00	0.00	0.00	0.00
11-5-55-5076-00 Insurance - Workers Compensati	0	0.00	195.00	0.00	0.00 (	195.00)	0.00
11-5-55-5077-00 Insurance - Aflac Service Fee	0	0.00	31.82	0.00	0.00 (	31.82)	0.00
TOTAL Services & Supplies	227,310	7,827.17	125,338.89	104,648.84	29,678.12	72,292.99	68.20
<b>Other Operating Expenses</b>							
<b>Salaries - Work Orders</b>							
<b>Benefits - Work Orders</b>							

CASITAS MUNICIPAL WATER DISTRICT  
 REVENUE & EXPENSE REPORT (UNAUDITED)  
 AS OF: JANUARY 31ST, 2021

11 -GENERAL FUND  
 OPERATIONS - MAINTENANCE

% OF YEAR COMPLETED: 58.33

EXPENSES	CURRENT BUDGET	CURRENT PERIOD	YEAR TO DATE BALANCE	PRIOR YEAR YEAR TO DATE	TOTAL ENCUMBERED	TOTAL BALANCE	% YTD BUDGET
<u>Services &amp; Supplies-W.O.</u>							
11-5-55-5940-00 Outside Contracts	8,500	0.00	0.00	0.00	0.00	8,500.00	0.00
TOTAL Services & Supplies-W.O.	8,500	0.00	0.00	0.00	0.00	8,500.00	0.00
TOTAL OPERATIONS - MAINTENANCE	604,820	35,985.52	357,741.27	299,715.15	29,678.12	217,400.61	64.06

CASITAS MUNICIPAL WATER DISTRICT  
 REVENUE & EXPENSE REPORT (UNAUDITED)  
 AS OF: JANUARY 31ST, 2021

11 -GENERAL FUND  
 RECREATION - OPERATIONS

% OF YEAR COMPLETED: 58.33

EXPENSES	CURRENT BUDGET	CURRENT PERIOD	YEAR TO DATE BALANCE	PRIOR YEAR YEAR TO DATE	TOTAL ENCUMBERED	TOTAL BALANCE	% YTD BUDGET
<u>Salaries</u>							
11-5-62-5001-00 Regular Salaries	900,265	59,010.52	501,312.03	477,252.68	0.00	398,952.97	55.68
11-5-62-5002-00 Part Time - Temporary Wages	200,262	18,495.10	125,870.19	141,617.33	0.00	74,391.81	62.85
11-5-62-5003-00 Overtime Pay	30,000	3,800.88	20,687.36	17,696.50	0.00	9,312.64	68.96
11-5-62-5004-00 Shift Pay	12,000	616.11	6,797.60	7,203.23	0.00	5,202.40	56.65
11-5-62-5005-00 Standby Pay	0	0.00	944.72	761.56	0.00	( 944.72)	0.00
11-5-62-5006-00 Vacation Pay	45,891	2,007.96	51,168.69	30,632.99	0.00	( 5,277.69)	111.50
11-5-62-5007-00 Jury Duty	499	0.00	0.00	1,614.45	0.00	499.00	0.00
11-5-62-5008-00 Sick Pay	8,415	669.31	11,679.37	26,428.41	0.00	( 3,264.37)	138.79
11-5-62-5009-00 Holiday Pay	32,300	6,499.74	27,981.16	30,889.49	0.00	4,318.84	86.63
11-5-62-5010-00 Seasonal Pay	104,930	0.00	0.00	12,851.74	0.00	104,930.00	0.00
TOTAL Salaries	1,334,562	91,099.62	746,441.12	746,948.38	0.00	588,120.88	55.93
<u>Benefits</u>							
11-5-62-5078-00 Insurance - Employee Assistanc	320	28.56	221.31	195.05	0.00	98.69	69.16
11-5-62-5079-00 CalPERS Pension Exp - PEPRA	0	4,825.88	38,978.92	30,028.94	0.00	( 38,978.92)	0.00
11-5-62-5080-00 CalPERS Employer Paid for Emp	0	0.00	0.00	( 1,733.70)	0.00	0.00	0.00
11-5-62-5081-00 CalPERS Pension Exp - Classic	95,535	7,964.20	61,875.43	37,833.94	0.00	33,659.57	64.77
11-5-62-5082-00 Social Security Expense	82,743	2,770.95	45,326.39	47,924.57	0.00	37,416.61	54.78
11-5-62-5083-00 Medicare Expense	19,351	648.05	11,101.16	11,594.77	0.00	8,249.84	57.37
11-5-62-5084-00 Insurance - Group Life	4,325	371.90	2,669.15	2,481.00	0.00	1,655.85	61.71
11-5-62-5085-00 Insurance - Group Health	224,307	18,051.51	128,559.76	114,998.88	0.00	95,747.24	57.31
11-5-62-5086-00 Insurance - Group Dental	11,121	810.72	6,361.68	5,877.36	0.00	4,759.32	57.20
11-5-62-5087-00 Insurance - Group Vision	2,523	222.72	1,614.72	1,401.70	0.00	908.28	64.00
11-5-62-5088-00 Insurance - Unemployment	0	0.00	1,937.00	234.00	0.00	( 1,937.00)	0.00
TOTAL Benefits	440,225	35,694.49	298,645.52	250,836.51	0.00	141,579.48	67.84
<u>Services &amp; Supplies</u>							
11-5-62-5011-00 District Equipment	85,000	1,187.71	28,120.55	25,270.69	0.00	56,879.45	33.08
11-5-62-5012-00 Service & Supplies	42,450	352.18	7,100.72	5,018.16	8,129.61	27,219.67	35.88
11-5-62-5013-00 Utilities	107,000	6,257.89	56,920.61	74,548.20	0.00	50,079.39	53.20
11-5-62-5028-00 Computer Upgrades - Hardware	6,400	0.00	3,804.94	8,042.42	0.00	2,595.06	59.45
11-5-62-5031-00 Cost Applied - Salaries and Be	0	0.00	0.00	( 32,893.13)	0.00	0.00	0.00
11-5-62-5040-00 Outside Contracts	8,000	185.00	3,481.06	439.76	2,702.00	1,816.94	77.29
11-5-62-5041-00 Clothing & Personal Supplies	3,800	0.00	848.50	765.92	( 35.35)	2,986.85	21.40
11-5-62-5042-00 Communications - Radio & Telep	11,000	1,571.24	10,992.73	12,774.27	0.00	7.27	99.93
11-5-62-5044-00 Membership & Dues	665	0.00	957.00	329.00	0.00	( 292.00)	143.91
11-5-62-5045-00 Printing & Binding	5,600	0.00	0.00	24.88	72.00	5,528.00	1.29
11-5-62-5047-00 Office Supplies	1,000	0.00	237.02	0.00	0.00	762.98	23.70
11-5-62-5048-00 Postage Expense	200	0.00	48.17	12.75	0.00	151.83	24.09
11-5-62-5049-00 Other Professional Fees	8,870	900.00	938.00	6,135.00	0.00	7,932.00	10.57
11-5-62-5050-00 Licenses & Permits	250	0.00	0.00	0.00	0.00	250.00	0.00
11-5-62-5051-00 Advertising & Legal Notices	0	12.50	87.15	0.00	0.00	( 87.15)	0.00
11-5-62-5053-00 Public Information Program	4,500	0.00	0.00	255.67	0.00	4,500.00	0.00
11-5-62-5055-00 Private Vehicle Mileage	150	0.00	0.00	58.00	0.00	150.00	0.00
11-5-62-5056-00 Travel Expense	6,000	0.00	0.00	196.00	0.00	6,000.00	0.00
11-5-62-5059-00 Education & Training Seminars	8,000	0.00	0.00	2,131.70	0.00	8,000.00	0.00
11-5-62-5065-00 Credit Card Fees	11,000	122.49	10,668.08	10,324.65	0.00	331.92	96.98

CASITAS MUNICIPAL WATER DISTRICT  
 REVENUE & EXPENSE REPORT (UNAUDITED)  
 AS OF: JANUARY 31ST, 2021

11 -GENERAL FUND  
 RECREATION - OPERATIONS

% OF YEAR COMPLETED: 58.33

EXPENSES	CURRENT BUDGET	CURRENT PERIOD	YEAR TO DATE BALANCE	PRIOR YEAR YEAR TO DATE	TOTAL ENCUMBERED	TOTAL BALANCE	% YTD BUDGET
11-5-62-5076-00 Insurance - Workers Compensati	0	5,175.00	18,738.17	19,462.76	0.00 (	18,738.17)	0.00
11-5-62-5077-00 Insurance - Aflac Service Fee	0	0.00	70.00	105.00	0.00 (	70.00)	0.00
TOTAL Services & Supplies	309,885	15,764.01	143,012.70	133,001.70	10,868.26	156,004.04	49.66
<u>Other Operating Expenses</u>							
11-5-62-5093-00 Administration Overhead	524,236	0.00	0.00	577,403.34	0.00	524,235.86	0.00
TOTAL Other Operating Expenses	524,236	0.00	0.00	577,403.34	0.00	524,235.86	0.00
<u>Salaries - Work Orders</u>							
<u>Benefits - Work Orders</u>							
<u>Services &amp; Supplies-W.O.</u>							
11-5-62-5912-00 Service & Supplies	2,000	0.00	0.00	0.00	0.00	2,000.00	0.00
TOTAL Services & Supplies-W.O.	2,000	0.00	0.00	0.00	0.00	2,000.00	0.00
<b>TOTAL RECREATION - OPERATIONS</b>	<b>2,610,908</b>	<b>142,558.12</b>	<b>1,188,099.34</b>	<b>1,708,189.93</b>	<b>10,868.26</b>	<b>1,411,940.26</b>	<b>45.92</b>



CASITAS MUNICIPAL WATER DISTRICT  
 REVENUE & EXPENSE REPORT (UNAUDITED)  
 AS OF: JANUARY 31ST, 2021

11 -GENERAL FUND  
 RECREATION - MAINTENANCE

% OF YEAR COMPLETED: 58.33

EXPENSES	CURRENT BUDGET	CURRENT PERIOD	YEAR TO DATE BALANCE	PRIOR YEAR YEAR TO DATE	TOTAL ENCUMBERED	TOTAL BALANCE	% YTD BUDGET
<b>Salaries</b>							
11-5-63-5001-00 Regular Salaries	216,672	23,802.56	152,160.49	151,700.13	0.00	64,511.51	70.23
11-5-63-5002-00 Part Time - Temporary Wages	261,900	15,214.36	108,644.69	96,857.76	0.00	153,255.31	41.48
11-5-63-5003-00 Overtime Pay	5,500	68.73	2,931.63	4,238.48	0.00	2,568.37	53.30
11-5-63-5006-00 Vacation Pay	10,900	418.90	9,195.28	13,588.63	0.00	1,704.72	84.36
11-5-63-5007-00 Jury Duty	119	0.00	0.00	0.00	0.00	119.00	0.00
11-5-63-5008-00 Sick Pay	1,999	572.63	6,560.38	10,006.51	0.00	(4,561.38)	328.18
11-5-63-5009-00 Holiday Pay	7,672	2,405.48	10,558.61	10,207.02	0.00	(2,886.61)	137.63
TOTAL Salaries	504,762	42,482.66	290,051.08	286,598.53	0.00	214,710.92	57.46
<b>Benefits</b>							
11-5-63-5078-00 Insurance - Employee Assistanc	116	9.52	81.48	65.80	0.00	34.52	70.24
11-5-63-5079-00 CalPERS Pension Exp - PEPRA	0	790.10	5,929.75	2,507.96	0.00	(5,929.75)	0.00
11-5-63-5081-00 CalPERS Pension Exp - Classic	29,300	3,653.62	26,568.63	29,745.78	0.00	2,731.37	90.68
11-5-63-5082-00 Sick Pay	31,295	1,233.26	18,019.08	18,982.89	0.00	13,275.92	57.58
11-5-63-5083-00 Medicare Expense	7,319	288.44	4,214.23	4,439.58	0.00	3,104.77	57.58
11-5-63-5084-00 Insurance - Group Life	1,094	95.15	750.00	571.35	0.00	344.00	68.56
11-5-63-5085-00 Insurance - Group Health	67,892	4,071.61	31,612.07	36,320.99	0.00	36,279.93	46.56
11-5-63-5086-00 Insurance - Group Dental	2,951	166.36	964.44	1,671.32	0.00	1,986.56	32.68
11-5-63-5087-00 Insurance - Group Vision	918	74.24	1,001.28	519.68	0.00	(83.28)	109.07
TOTAL Benefits	140,885	10,382.30	89,140.96	94,825.35	0.00	51,744.04	63.27
<b>Services &amp; Supplies</b>							
11-5-63-5011-00 District Equipment	89,000	3,537.39	92,015.32	26,976.70	0.00	(3,015.32)	103.39
11-5-63-5012-00 Service & Supplies	99,700	13,966.79	78,556.81	58,734.14	6,677.11	14,466.08	85.49
11-5-63-5013-00 Utilities	1,500	0.00	0.00	2,129.38	0.00	1,500.00	0.00
11-5-63-5037-00 Purchased Water	35,000	4,398.75	82,239.17	27,160.32	0.00	(47,239.17)	234.97
11-5-63-5040-00 Outside Contracts	157,000	4,960.44	89,090.60	89,572.34	2,719.67	65,189.73	58.48
11-5-63-5041-00 Clothing & Personal Supplies	3,000	0.00	1,272.05	1,965.08	0.00	1,727.95	42.40
11-5-63-5042-00 Communications - Radio & Telep	3,000	134.53	1,284.28	319.16	0.00	1,715.72	42.81
11-5-63-5043-00 Office Equipment Maintenance	2,000	0.00	0.00	0.00	0.00	2,000.00	0.00
11-5-63-5044-00 Membership & Dues	90	0.00	0.00	0.00	0.00	90.00	0.00
11-5-63-5047-00 Office Supplies	0	0.00	0.00	206.52	0.00	0.00	0.00
11-5-63-5050-00 Licenses & Permits	3,100	0.00	0.00	2,931.90	0.00	3,100.00	0.00
11-5-63-5052-00 Small Tools	2,500	169.11	22,235.51	15,339.29	0.00	(19,735.51)	889.42
11-5-63-5054-00 Safety Program	2,000	0.00	4,176.90	0.00	0.00	(2,176.90)	208.85
11-5-63-5056-00 Travel Expense	2,000	0.00	0.00	0.00	0.00	2,000.00	0.00
11-5-63-5059-00 Education & Training Seminars	4,500	566.26	891.75	1,761.35	0.00	3,608.25	19.82
11-5-63-5062-00 Pre-Employment Screening	0	0.00	154.00	64.00	0.00	(154.00)	0.00
11-5-63-5076-00 Insurance - Workers Compensati	0	0.00	5,014.68	43,664.17	0.00	(5,014.68)	0.00
TOTAL Services & Supplies	404,390	27,733.27	376,931.07	270,824.35	9,396.78	18,062.15	95.53
<b>Other Operating Expenses</b>							
11-5-63-5093-00 Administration Overhead	0	0.00	0.00	229,284.56	0.00	0.00	0.00
TOTAL Other Operating Expenses	0	0.00	0.00	229,284.56	0.00	0.00	0.00

CASITAS MUNICIPAL WATER DISTRICT  
 REVENUE & EXPENSE REPORT (UNAUDITED)  
 AS OF: JANUARY 31ST, 2021

11 -GENERAL FUND  
 RECREATION - MAINTENANCE

% OF YEAR COMPLETED: 58.33

EXPENSES	CURRENT BUDGET	CURRENT PERIOD	YEAR TO DATE BALANCE	PRIOR YEAR YEAR TO DATE	TOTAL ENCUMBERED	TOTAL BALANCE	% YTD BUDGET
<u>Salaries - Work Orders</u>							
<u>Benefits - Work Orders</u>							
<u>Services &amp; Supplies-W.O.</u>							
11-5-63-5912-00 Service & Supplies	5,000	0.00	0.00	32,441.46	0.00	5,000.00	0.00
11-5-63-5940-00 Outside Contracts	0	0.00	0.00	325.00	0.00	0.00	0.00
TOTAL Services & Supplies-W.O.	5,000	0.00	0.00	32,766.46	0.00	5,000.00	0.00
TOTAL RECREATION - MAINTENANCE	1,055,037	80,598.23	756,123.11	914,299.25	9,396.78	289,517.11	72.56

11 -GENERAL FUND  
 RECREATION - PUBLIC REL

% OF YEAR COMPLETED: 58.33

EXPENSES	CURRENT BUDGET	CURRENT PERIOD	YEAR TO DATE BALANCE	PRIOR YEAR YEAR TO DATE	TOTAL ENCUMBERED	TOTAL BALANCE	% YTD BUDGET
<b>Salaries</b>							
11-5-64-5001-00 Regular Salaries	53,456	0.00	0.00	20,386.42	0.00	53,456.00	0.00
11-5-64-5002-00 Part Time - Temporary Wages	42,100	4,720.71	39,782.88	45,195.65	0.00	2,317.12	94.50
11-5-64-5003-00 Overtime Pay	0	0.00	0.00	157.25	0.00	0.00	0.00
11-5-64-5006-00 Vacation Pay	2,689	0.00	0.00	0.00	0.00	2,689.00	0.00
11-5-64-5007-00 Jury Duty	29	0.00	0.00	0.00	0.00	29.00	0.00
11-5-64-5008-00 Sick Pay	493	0.00	0.00	0.00	0.00	493.00	0.00
11-5-64-5009-00 Holiday Pay	1,893	0.00	0.00	0.00	0.00	1,893.00	0.00
11-5-64-5010-00 Seasonal Pay	82,445	0.00	0.00	10,668.44	0.00	82,445.00	0.00
TOTAL Salaries	183,105	4,720.71	39,782.88	76,407.76	0.00	143,322.12	21.73
<b>Benefits</b>							
11-5-64-5079-00 CalPERS Pension Exp - PEPPRA	0	2.13	60.57	1,627.41	0.00	( 60.57)	0.00
11-5-64-5081-00 CalPERS Pension Exp - Classic	5,435	324.45	2,271.15	0.00	0.00	3,163.85	41.79
11-5-64-5082-00 Sick Pay	11,353	156.96	2,478.77	5,284.87	0.00	8,874.23	21.83
11-5-64-5083-00 Medicare Expense	2,655	36.71	579.69	1,235.98	0.00	2,075.31	21.83
TOTAL Benefits	19,443	520.25	5,390.18	8,148.26	0.00	14,052.82	27.72
<b>Services &amp; Supplies</b>							
11-5-64-5012-00 Service & Supplies	17,000	1,017.57	1,968.19	3,815.72	0.00	15,031.81	11.58
11-5-64-5028-00 Computer Upgrades - Hardware	1,000	38.01	629.17	266.07	0.00	370.83	62.92
11-5-64-5029-00 Computer Upgrades - Software	25,000	0.00	0.00	0.00	0.00	25,000.00	0.00
11-5-64-5039-00 Fish Purchases	20,000	0.00	0.00	66.44	0.00	20,000.00	0.00
11-5-64-5040-00 Outside Contracts	21,087	8,887.00	37,039.45	13,410.48	6,733.20	( 22,685.65)	207.58
11-5-64-5041-00 Clothing & Personal Supplies	4,500	0.00	0.00	0.00	0.00	4,500.00	0.00
11-5-64-5042-00 Communications - Radio & Telep	400	28.75	226.95	178.28	0.00	173.05	56.74
11-5-64-5044-00 Membership & Dues	340	0.00	0.00	0.00	0.00	340.00	0.00
11-5-64-5045-00 Printing & Binding	8,000	1,055.95	2,303.14	4,962.46	0.00	5,696.86	28.79
11-5-64-5047-00 Office Supplies	4,000	0.00	247.20	1,215.62	0.00	3,752.80	6.18
11-5-64-5048-00 Postage Expense	0	492.70	615.75	803.15	0.00	( 615.75)	0.00
11-5-64-5051-00 Advertising & Legal Notices	2,400	0.00	0.00	100.00	0.00	2,400.00	0.00
11-5-64-5053-00 Public Information Program	6,000	0.00	3,265.32	2,059.45	0.00	2,734.68	54.42
11-5-64-5065-00 Credit Card Fees	48,000	1,418.29	35,648.22	35,277.35	0.00	12,351.78	74.27
TOTAL Services & Supplies	157,727	12,938.27	81,943.39	62,155.02	6,733.20	69,050.41	56.22
<b>Other Operating Expenses</b>							
11-5-64-5093-00 Administration Overhead	0	0.00	0.00	52,493.81	0.00	0.00	0.00
TOTAL Other Operating Expenses	0	0.00	0.00	52,493.81	0.00	0.00	0.00
<b>Salaries - Work Orders</b>							
<b>Benefits - Work Orders</b>							
<b>Services &amp; Supplies-W.O.</b>							
TOTAL RECREATION - PUBLIC REL	360,275	18,179.23	127,116.45	199,204.85	6,733.20	226,425.35	37.15

11 -GENERAL FUND  
 RECREATION - WATER PARK

% OF YEAR COMPLETED: 58.33

EXPENSES	CURRENT BUDGET	CURRENT PERIOD	YEAR TO DATE BALANCE	PRIOR YEAR YEAR TO DATE	TOTAL ENCUMBERED	TOTAL BALANCE	% YTD BUDGET
<b>Salaries</b>							
11-5-65-5001-00 Regular Salaries	89,363	5,322.47	42,665.42	41,205.61	0.00	46,697.58	47.74
11-5-65-5002-00 Part Time - Temporary Wages	248,919	7,059.67	59,297.57	74,427.50	0.00	189,621.43	23.82
11-5-65-5003-00 Overtime Pay	400	0.00	0.00	293.64	0.00	400.00	0.00
11-5-65-5006-00 Vacation Pay	4,495	380.18	3,670.13	7,149.05	0.00	824.87	81.65
11-5-65-5007-00 Jury Duty	49	0.00	0.00	0.00	0.00	49.00	0.00
11-5-65-5008-00 Sick Pay	824	206.00	2,208.38	14,784.36	0.00	( 1,384.38)	268.01
11-5-65-5009-00 Holiday Pay	3,164	760.36	3,348.47	4,216.90	0.00	( 184.47)	105.83
11-5-65-5010-00 Seasonal Pay	26,982	0.00	0.00	173,755.60	0.00	26,982.00	0.00
TOTAL Salaries	374,196	13,728.68	111,189.97	315,832.66	0.00	263,006.03	29.71
<b>Benefits</b>							
11-5-65-5078-00 Insurance - Employee Assistanc	29	2.38	17.80	16.45	0.00	11.20	61.38
11-5-65-5079-00 CalPERS Pension Exp - PEPRA	0	7.36	8.92	12.86	0.00	( 8.92)	0.00
11-5-65-5081-00 CalPERS Pension Exp - Classic	9,123	1,722.63	12,843.17	11,684.06	0.00	( 3,720.17)	140.78
11-5-65-5082-00 Social Security Expense	23,200	475.69	7,339.38	22,919.05	0.00	15,860.62	31.64
11-5-65-5083-00 Medicare Expense	5,426	111.26	1,716.51	5,359.97	0.00	3,709.49	31.63
11-5-65-5084-00 Insurance - Group Life	284	23.00	161.00	155.00	0.00	123.00	56.69
11-5-65-5085-00 Insurance - Group Health	27,682	2,235.07	15,672.79	15,562.50	0.00	12,009.21	56.62
11-5-65-5086-00 Insurance - Group Dental	1,312	106.12	742.84	742.84	0.00	569.16	56.62
11-5-65-5087-00 Insurance - Group Vision	229	18.56	129.92	129.92	0.00	99.08	56.73
11-5-65-5088-00 Insurance - Unemployment	0	0.00	( 1,053.01)	0.00	0.00	1,053.01	0.00
TOTAL Benefits	67,285	4,702.07	37,579.32	56,582.65	0.00	29,705.68	55.85
<b>Services &amp; Supplies</b>							
11-5-65-5011-00 District Equipment	1,600	54.08	8,678.15	346.05	0.00	( 7,078.15)	542.38
11-5-65-5012-00 Service & Supplies	36,200	1,132.72	6,317.56	10,640.63	2,358.08	27,524.36	23.97
11-5-65-5013-00 Utilities	20,000	106.57	2,652.58	27,479.05	0.00	17,347.42	13.26
11-5-65-5014-00 Chlorine	14,000	0.00	0.00	14,991.34	0.00	14,000.00	0.00
11-5-65-5018-00 Chemicals - Water Playground	4,200	0.00	0.00	1,683.44	0.00	4,200.00	0.00
11-5-65-5019-00 Concession Supplies - Archived	1,500	0.00	0.00	0.00	0.00	1,500.00	0.00
11-5-65-5028-00 Computer Upgrades - Hardware	0	0.00	446.16	1,360.93	0.00	( 446.16)	0.00
11-5-65-5029-00 Computer Upgrades - Software	0	0.00	325.00	0.00	0.00	( 325.00)	0.00
11-5-65-5040-00 Outside Contracts	8,040	170.00	5,853.89	1,713.50	3,119.27	( 933.16)	111.61
11-5-65-5041-00 Clothing & Personal Supplies	9,500	0.00	0.00	6,751.88	( 96.74)	9,596.74	1.02-
11-5-65-5042-00 Communications - Radio & Telep	3,500	25.91	181.51	332.42	0.00	3,318.49	5.19
11-5-65-5043-00 Office Equipment Maintenance	0	0.00	0.00	200.00	0.00	0.00	0.00
11-5-65-5044-00 Membership & Dues	574	0.00	0.00	0.00	0.00	574.00	0.00
11-5-65-5045-00 Printing & Binding	800	0.00	0.00	0.00	0.00	800.00	0.00
11-5-65-5047-00 Office Supplies	1,000	0.00	0.00	1,212.46	( 0.11)	1,000.11	0.01-
11-5-65-5049-00 Other Professional Fees	0	0.00	0.00	2,592.50	0.00	0.00	0.00
11-5-65-5050-00 Licenses & Permits	0	0.00	29.95	359.40	0.00	( 29.95)	0.00
11-5-65-5051-00 Advertising & Legal Notices	4,070	0.00	0.00	0.00	0.00	4,070.00	0.00
11-5-65-5052-00 Small Tools	300	0.00	0.00	139.81	0.00	300.00	0.00
11-5-65-5053-00 Public Information Program	6,000	0.00	1,534.91	4,552.73	0.00	4,465.09	25.58
11-5-65-5054-00 Safety Program	600	0.00	0.00	0.00	0.00	600.00	0.00
11-5-65-5059-00 Education & Training Seminars	1,500	0.00	0.00	492.83	0.00	1,500.00	0.00
11-5-65-5062-00 Pre-Employment Screening	5,700	0.00	0.00	617.00	0.00	5,700.00	0.00

CASITAS MUNICIPAL WATER DISTRICT  
 REVENUE & EXPENSE REPORT (UNAUDITED)  
 AS OF: JANUARY 31ST, 2021

11 -GENERAL FUND  
 RECREATION - WATER PARK

% OF YEAR COMPLETED: 58.33

EXPENSES	CURRENT BUDGET	CURRENT PERIOD	YEAR TO DATE BALANCE	PRIOR YEAR YEAR TO DATE	TOTAL ENCUMBERED	TOTAL BALANCE	% YTD BUDGET
11-5-65-5065-00 Credit Card Fees	9,000	127.49	1,250.71	17,549.86	0.00	7,749.29	13.90
11-5-65-5077-00 Insurance - Aflac Service Fee	0	0.00	70.00	105.00	0.00	(70.00)	0.00
TOTAL Services & Supplies	128,084	1,616.77	27,340.42	93,120.83	5,380.50	95,363.08	25.55
<u>Other Operating Expenses</u>							
11-5-65-5093-00 Administration Overhead	0	0.00	0.00	378,212.54	0.00	0.00	0.00
TOTAL Other Operating Expenses	0	0.00	0.00	378,212.54	0.00	0.00	0.00
<u>Salaries - Work Orders</u>							
<u>Benefits - Work Orders</u>							
<u>Services &amp; Supplies-W.O.</u>							
11-5-65-5912-00 Service & Supplies	0	0.00	0.00	2.53	0.00	0.00	0.00
TOTAL Services & Supplies-W.O.	0	0.00	0.00	2.53	0.00	0.00	0.00
TOTAL RECREATION - WATER PARK	569,565	20,047.52	176,109.71	843,751.21	5,380.50	388,074.79	31.86
TOTAL EXPENDITURES	39,555,203	1,830,600.95	13,379,449.82	16,381,875.59	5,225,154.51	20,950,598.18	47.03
REVENUE OVER/(UNDER) EXPENDITURES	( 16,573,121)	( 502,647.11)	206,907.92	( 5,057,098.15)	( 5,225,154.51)	(11,554,873.92)	30.28

CASITAS MUNICIPAL WATER DISTRICT  
 REVENUE & EXPENSE REPORT (UNAUDITED)  
 AS OF: JANUARY 31ST, 2021

12 -Adjudication  
 FINANCIAL SUMMARY

% OF YEAR COMPLETED: 58.33

	CURRENT BUDGET	CURRENT PERIOD	YEAR TO DATE BALANCE	PRIOR YEAR YEAR TO DATE	TOTAL ENCUMBERED	TOTAL BALANCE	% YTD BUDGET
<u>REVENUE SUMMARY</u>							
<u>Non Departmental</u>							
WATER STANDBY	0	48,488.29	340,466.36	0.00	0.00 (	340,466.36)	0.00
WATER DELINQUENCY	0	525.06	2,107.10	0.00	0.00 (	2,107.10)	0.00
TOTAL Non Departmental	0	49,013.35	342,573.46	0.00	0.00 (	342,573.46)	0.00
TOTAL REVENUES	0	49,013.35	342,573.46	0.00	0.00	0.00	0.00

CASITAS MUNICIPAL WATER DISTRICT  
 REVENUE & EXPENSE REPORT (UNAUDITED)  
 AS OF: JANUARY 31ST, 2021

12 -Adjudication  
 FINANCIAL SUMMARY

% OF YEAR COMPLETED: 58.33

	CURRENT BUDGET	CURRENT PERIOD	YEAR TO DATE BALANCE	PRIOR YEAR YEAR TO DATE	TOTAL ENCUMBERED	TOTAL BALANCE	% YTD BUDGET
<u>EXPENDITURE SUMMARY</u>							
<u>Mangagement</u>							
Services & Supplies	0	24,947.26	100,921.21	0.00	175,677.74 (	276,598.95)	0.00
TOTAL Mangagement	0	24,947.26	100,921.21	0.00	175,677.74 (	276,598.95)	0.00
<u>Administration Services</u>							
Services & Supplies	0	0.00	130.47	0.00	0.00 (	130.47)	0.00
TOTAL Administration Services	0	0.00	130.47	0.00	0.00 (	130.47)	0.00
TOTAL EXPENDITURES	0	24,947.26	101,051.68	0.00	175,677.74 (	276,729.42)	0.00
REVENUE OVER/(UNDER) EXPENDITURES	0	24,066.09	241,521.78	0.00 (	175,677.74)	276,729.42	0.00

CASITAS MUNICIPAL WATER DISTRICT  
 REVENUE & EXPENSE REPORT (UNAUDITED)  
 AS OF: JANUARY 31ST, 2021

12 -Adjudication  
 FINANCIAL SUMMARY

% OF YEAR COMPLETED: 58.33

	CURRENT BUDGET	CURRENT PERIOD	YEAR TO DATE BALANCE	PRIOR YEAR YEAR TO DATE	TOTAL ENCUMBERED	TOTAL BALANCE	% YTD BUDGET
<hr/>							
SUMMARY OF EXPENSES							
SERVICES & SUPPLIES	<u>0</u>	<u>24,947.26</u>	<u>101,051.68</u>	<u>0.00</u>	<u>175,677.74</u> ( <u>276,729.42</u> )		<u>0.00</u>
TOTAL EXPENDITURES	0	24,947.26	101,051.68	0.00	175,677.74 ( 276,729.42 )		0.00



CASITAS MUNICIPAL WATER DISTRICT  
 REVENUE & EXPENSE REPORT (UNAUDITED)  
 AS OF: JANUARY 31ST, 2021

12 -Adjudication

% OF YEAR COMPLETED: 58.33

REVENUES	CURRENT BUDGET	CURRENT PERIOD	YEAR TO DATE BALANCE	PRIOR YEAR YEAR TO DATE	TOTAL ENCUMBERED	TOTAL BALANCE	% YTD BUDGET
Non Departmental							
=====							
<u>WATER STANDBY</u>							
12-4-00-4160-00 Meter Chg- CMWD Adjud Resident	0	5,480.49	38,411.81	0.00	0.00 (	38,411.81)	0.00
12-4-00-4160-85 Meter Chg- OJAI Adjud Resident	0	4,652.50	32,540.26	0.00	0.00 (	32,540.26)	0.00
12-4-00-4161-00 Meter Chg- CMWD Adjud Comm	0	1,475.72	10,342.76	0.00	0.00 (	10,342.76)	0.00
12-4-00-4161-85 Meter Chg- OJAI Adjud Comm	0	2,130.14	14,918.60	0.00	0.00 (	14,918.60)	0.00
12-4-00-4162-00 Meter Chg- CMWD Adjud Indust	0	86.25	603.75	0.00	0.00 (	603.75)	0.00
12-4-00-4162-85 Meter Chg- OJAI Adjud Indust	0	4.12	28.84	0.00	0.00 (	28.84)	0.00
12-4-00-4163-00 Meter Chg- CMWD Adjud Ag	0	8,508.26	60,403.58	0.00	0.00 (	60,403.58)	0.00
12-4-00-4164-00 Meter Chg- CMWD Adjud Ag Resid	0	13,035.90	91,412.39	0.00	0.00 (	91,412.39)	0.00
12-4-00-4164-85 Meter Chg- OJAI Adjud Ag Resid	0	230.58	1,614.06	0.00	0.00 (	1,614.06)	0.00
12-4-00-4165-00 Meter Chg- CMWD Adjud Interdep	0	211.52	1,480.64	0.00	0.00 (	1,480.64)	0.00
12-4-00-4166-00 Meter Chg- CMWD Adjud Resale	0	11,755.06	82,285.42	0.00	0.00 (	82,285.42)	0.00
12-4-00-4167-00 Meter Chg- CMWD Adjud Other	0	479.05	3,353.35	0.00	0.00 (	3,353.35)	0.00
12-4-00-4167-85 Meter Chg- OJAI Adjud Other	0	438.70	3,070.90	0.00	0.00 (	3,070.90)	0.00
TOTAL WATER STANDBY	0	48,488.29	340,466.36	0.00	0.00 (	340,466.36)	0.00
<u>WATER DELINQUENCY</u>							
12-4-00-4353-00 Late Fee - Residential	0	159.29	824.47	0.00	0.00 (	824.47)	0.00
12-4-00-4357-00 Late Fee - Business	0	105.32	364.02	0.00	0.00 (	364.02)	0.00
12-4-00-4361-00 Late Fee - Industrial	0	2.95	13.89	0.00	0.00 (	13.89)	0.00
12-4-00-4365-00 Late Fee - Resale	0	55.69	140.59	0.00	0.00 (	140.59)	0.00
12-4-00-4369-00 Late Fee - Other	0	7.00	28.16	0.00	0.00 (	28.16)	0.00
12-4-00-4377-00 Late Fee - Agriculture Domesti	0	57.76	377.39	0.00	0.00 (	377.39)	0.00
12-4-00-4381-00 Late Fee - Agriculture	0	137.05	358.58	0.00	0.00 (	358.58)	0.00
TOTAL WATER DELINQUENCY	0	525.06	2,107.10	0.00	0.00 (	2,107.10)	0.00
TOTAL Non Departmental	0	49,013.35	342,573.46	0.00	0.00 (	342,573.46)	0.00
TOTAL REVENUES	0	49,013.35	342,573.46	0.00	0.00 (	342,573.46)	0.00

CASITAS MUNICIPAL WATER DISTRICT  
 REVENUE & EXPENSE REPORT (UNAUDITED)  
 AS OF: JANUARY 31ST, 2021

12 -Adjudication  
 Mangagement

% OF YEAR COMPLETED: 58.33

EXPENSES	CURRENT BUDGET	CURRENT PERIOD	YEAR TO DATE BALANCE	PRIOR YEAR YEAR TO DATE	TOTAL ENCUMBERED	TOTAL BALANCE	% YTD BUDGET
<u>Services &amp; Supplies</u>							
12-5-21-5049-00 Other Professional Fees	0	24,947.26	100,921.21	0.00	175,677.74 (	276,598.95)	0.00
TOTAL Services & Supplies	0	24,947.26	100,921.21	0.00	175,677.74 (	276,598.95)	0.00
<hr/>							
TOTAL Mangagement	0	24,947.26	100,921.21	0.00	175,677.74 (	276,598.95)	0.00

CASITAS MUNICIPAL WATER DISTRICT  
 REVENUE & EXPENSE REPORT (UNAUDITED)  
 AS OF: JANUARY 31ST, 2021

12 -Adjudication  
 Administration Services

% OF YEAR COMPLETED: 58.33

EXPENSES	CURRENT BUDGET	CURRENT PERIOD	YEAR TO DATE BALANCE	PRIOR YEAR YEAR TO DATE	TOTAL ENCUMBERED	TOTAL BALANCE	% YTD BUDGET
<u>Services &amp; Supplies</u>							
12-5-30-5034-00 Bank Charges	0	0.00	130.47	0.00	0.00 (	130.47)	0.00
TOTAL Services & Supplies	0	0.00	130.47	0.00	0.00 (	130.47)	0.00
<hr/>							
TOTAL Administration Services	0	0.00	130.47	0.00	0.00 (	130.47)	0.00
<hr/>							
TOTAL EXPENDITURES	0	24,947.26	101,051.68	0.00	175,677.74 (	276,729.42)	0.00
REVENUE OVER/(UNDER) EXPENDITURES	0	24,066.09	241,521.78	0.00 (	175,677.74)(	65,844.04)	0.00

CASITAS MUNICIPAL WATER DISTRICT  
 REVENUE & EXPENSE REPORT (UNAUDITED)  
 AS OF: JANUARY 31ST, 2021

29 -USBR & SWP BONDED INDEBT  
 FINANCIAL SUMMARY

% OF YEAR COMPLETED: 58.33

	CURRENT BUDGET	CURRENT PERIOD	YEAR TO DATE BALANCE	PRIOR YEAR YEAR TO DATE	TOTAL ENCUMBERED	TOTAL BALANCE	% YTD BUDGET
<u>REVENUE SUMMARY</u>							
<u>Non Departmental</u>							
WATER SALES	0	8,810.69	484,503.65	430,244.21	0.00	( 484,503.65)	0.00
TOTAL Non Departmental	0	8,810.69	484,503.65	430,244.21	0.00	( 484,503.65)	0.00
TOTAL REVENUES	0	8,810.69	484,503.65	430,244.21	0.00	0.00	0.00

CASITAS MUNICIPAL WATER DISTRICT  
 REVENUE & EXPENSE REPORT (UNAUDITED)  
 AS OF: JANUARY 31ST, 2021

29 -USBR & SWP BONDED INDEBT  
 FINANCIAL SUMMARY

% OF YEAR COMPLETED: 58.33

	CURRENT BUDGET	CURRENT PERIOD	YEAR TO DATE BALANCE	PRIOR YEAR YEAR TO DATE	TOTAL ENCUMBERED	TOTAL BALANCE	% YTD BUDGET
<u>EXPENDITURE SUMMARY</u>							
<u>PROPERTY TAX</u>							
Services & Supplies	0	18.45	1,308.94	1,195.26	0.00 (	1,308.94)	0.00
TOTAL PROPERTY TAX	0	18.45	1,308.94	1,195.26	0.00 (	1,308.94)	0.00
TOTAL EXPENDITURES	0	18.45	1,308.94	1,195.26	0.00 (	1,308.94)	0.00
REVENUE OVER/(UNDER) EXPENDITURES	0	8,792.24	483,194.71	429,048.95	0.00	1,308.94	0.00

CASITAS MUNICIPAL WATER DISTRICT  
 REVENUE & EXPENSE REPORT (UNAUDITED)  
 AS OF: JANUARY 31ST, 2021

29 -USBR & SWP BONDED INDEBT  
 FINANCIAL SUMMARY

% OF YEAR COMPLETED: 58.33

	CURRENT BUDGET	CURRENT PERIOD	YEAR TO DATE BALANCE	PRIOR YEAR YEAR TO DATE	TOTAL ENCUMBERED	TOTAL BALANCE	% YTD BUDGET
<u>SUMMARY OF EXPENSES</u>							
SERVICES & SUPPLIES	<u>0</u>	<u>18.45</u>	<u>1,308.94</u>	<u>1,195.26</u>	<u>0.00</u> (	<u>1,308.94)</u>	<u>0.00</u>
TOTAL EXPENDITURES	0	18.45	1,308.94	1,195.26	0.00 (	1,308.94)	0.00

CASITAS MUNICIPAL WATER DISTRICT  
 REVENUE & EXPENSE REPORT (UNAUDITED)  
 AS OF: JANUARY 31ST, 2021

29 -USBR & SWP BONDED INDEBT

% OF YEAR COMPLETED: 58.33

REVENUES	CURRENT BUDGET	CURRENT PERIOD	YEAR TO DATE BALANCE	PRIOR YEAR YEAR TO DATE	TOTAL ENCUMBERED	TOTAL BALANCE	% YTD BUDGET
Non Departmental =====							
<u>WATER SALES</u>							
29-4-00-4000-00 Bonded Debt - Tax Interest	0	0.00	206.09	960.39	0.00 (	206.09)	0.00
29-4-00-4005-00 Bonded Debt - Tax Interest	0	4,389.22	461,474.03	407,010.58	0.00 (	461,474.03)	0.00
29-4-00-4010-00 Bonded Debt - Tax Secured	0	0.00	7,153.09	5,505.79	0.00 (	7,153.09)	0.00
29-4-00-4015-00 Bonded Debt - Unsecured	0	2,990.99	13,621.88	14,883.39	0.00 (	13,621.88)	0.00
29-4-00-4020-00 Bonded Debt - PY Secured	0	0.00	0.00 (	98.50)	0.00	0.00	0.00
29-4-00-4030-00 Bonded Debt - Redemption	0	<u>1,430.48</u>	<u>2,048.56</u>	<u>1,982.56</u>	<u>0.00 (</u>	<u>2,048.56)</u>	<u>0.00</u>
TOTAL WATER SALES	0	8,810.69	484,503.65	430,244.21	0.00 (	484,503.65)	0.00
TOTAL Non Departmental	0	8,810.69	484,503.65	430,244.21	0.00 (	484,503.65)	0.00
TOTAL REVENUES	0	8,810.69	484,503.65	430,244.21	0.00 (	484,503.65)	0.00

CASITAS MUNICIPAL WATER DISTRICT  
 REVENUE & EXPENSE REPORT (UNAUDITED)  
 AS OF: JANUARY 31ST, 2021

29 -USBR & SWP BONDED INDEBT  
 PROPERTY TAX

% OF YEAR COMPLETED: 58.33

EXPENSES	CURRENT BUDGET	CURRENT PERIOD	YEAR TO DATE BALANCE	PRIOR YEAR YEAR TO DATE	TOTAL ENCUMBERED	TOTAL BALANCE	% YTD BUDGET
<u>Services &amp; Supplies</u>							
29-5-30-5069-00 Property Tax Collection Fee	0	18.45	1,308.69	1,063.38	0.00 (	1,308.69)	0.00
29-5-30-5070-00 Property Tax Administration Fe	0	0.00	0.25	131.88	0.00 (	0.25)	0.00
TOTAL Services & Supplies	0	18.45	1,308.94	1,195.26	0.00 (	1,308.94)	0.00
<u>Other Operating Expenses</u>							
TOTAL PROPERTY TAX	0	18.45	1,308.94	1,195.26	0.00 (	1,308.94)	0.00
TOTAL EXPENDITURES	0	18.45	1,308.94	1,195.26	0.00 (	1,308.94)	0.00
REVENUE OVER/(UNDER) EXPENDITURES	0	8,792.24	483,194.71	429,048.95	0.00 (	483,194.71)	0.00



CASITAS MUNICIPAL WATER DISTRICT  
 REVENUE & EXPENSE REPORT (UNAUDITED)  
 AS OF: JANUARY 31ST, 2021

69 -MIRA MONTE WATER ASSESSEME  
 FINANCIAL SUMMARY

% OF YEAR COMPLETED: 58.33

	CURRENT BUDGET	CURRENT PERIOD	YEAR TO DATE BALANCE	PRIOR YEAR YEAR TO DATE	TOTAL ENCUMBERED	TOTAL BALANCE	% YTD BUDGET
<u>REVENUE SUMMARY</u>							
<u>Non Departmental</u>							
WATER SALES	19,212	133.39	11,014.93	10,525.81	0.00	8,197.07	57.33
TOTAL Non Departmental	19,212	133.39	11,014.93	10,525.81	0.00	8,197.07	57.33
TOTAL REVENUES	19,212	133.39	11,014.93	10,525.81	0.00	0.00	57.33

CASITAS MUNICIPAL WATER DISTRICT  
 REVENUE & EXPENSE REPORT (UNAUDITED)  
 AS OF: JANUARY 31ST, 2021

69 -MIRA MONTE WATER ASSESSEME  
 FINANCIAL SUMMARY

% OF YEAR COMPLETED: 58.33

	CURRENT BUDGET	CURRENT PERIOD	YEAR TO DATE BALANCE	PRIOR YEAR YEAR TO DATE	TOTAL ENCUMBERED	TOTAL BALANCE	% YTD BUDGET
<u>EXPENDITURE SUMMARY</u>							
<u>PROPERTY TAX</u>							
Services & Supplies	0	0.33	515.00	988.76	0.00 (	515.00)	0.00
TOTAL PROPERTY TAX	0	0.33	515.00	988.76	0.00 (	515.00)	0.00
TOTAL EXPENDITURES	0	0.33	515.00	988.76	0.00 (	515.00)	0.00
REVENUE OVER/(UNDER) EXPENDITURES	19,212	133.06	10,499.93	9,537.05	0.00	515.00	54.65

CASITAS MUNICIPAL WATER DISTRICT  
 REVENUE & EXPENSE REPORT (UNAUDITED)  
 AS OF: JANUARY 31ST, 2021

69 -MIRA MONTE WATER ASSESME  
 FINANCIAL SUMMARY

% OF YEAR COMPLETED: 58.33

	CURRENT BUDGET	CURRENT PERIOD	YEAR TO DATE BALANCE	PRIOR YEAR YEAR TO DATE	TOTAL ENCUMBERED	TOTAL BALANCE	% YTD BUDGET
<u>SUMMARY OF EXPENSES</u>							
SERVICES & SUPPLIES	<u>0</u>	<u>0.33</u>	<u>515.00</u>	<u>988.76</u>	<u>0.00</u>	<u>( 515.00)</u>	<u>0.00</u>
TOTAL EXPENDITURES	0	0.33	515.00	988.76	0.00	( 515.00)	0.00

CASITAS MUNICIPAL WATER DISTRICT  
 REVENUE & EXPENSE REPORT (UNAUDITED)  
 AS OF: JANUARY 31ST, 2021

69 -MIRA MONTE WATER ASSESSEME

% OF YEAR COMPLETED: 58.33

REVENUES	CURRENT BUDGET	CURRENT PERIOD	YEAR TO DATE BALANCE	PRIOR YEAR YEAR TO DATE	TOTAL ENCUMBERED	TOTAL BALANCE	% YTD BUDGET
Non Departmental =====							
<u>WATER SALES</u>							
69-4-00-4005-00 MMWS - Tax Interest	0	0.00	4.25	22.57	0.00 (	4.25)	0.00
69-4-00-4010-00 MMWS - Tax Secured	19,212	133.39	11,010.68	10,344.61	0.00	8,201.32	57.31
69-4-00-4015-00 MMWS - Tax PY Secured/Unsecure	<u>0</u>	<u>0.00</u>	<u>0.00</u>	<u>158.63</u>	<u>0.00</u>	<u>0.00</u>	<u>0.00</u>
TOTAL WATER SALES	19,212	133.39	11,014.93	10,525.81	0.00	8,197.07	57.33
<hr/>							
TOTAL Non Departmental	19,212	133.39	11,014.93	10,525.81	0.00	8,197.07	57.33
<hr/>							
TOTAL REVENUES	19,212	133.39	11,014.93	10,525.81	0.00	8,197.07	57.33

CASITAS MUNICIPAL WATER DISTRICT  
 REVENUE & EXPENSE REPORT (UNAUDITED)  
 AS OF: JANUARY 31ST, 2021

69 -MIRA MONTE WATER ASSESSEME  
 PROPERTY TAX

% OF YEAR COMPLETED: 58.33

EXPENSES	CURRENT BUDGET	CURRENT PERIOD	YEAR TO DATE BALANCE	PRIOR YEAR YEAR TO DATE	TOTAL ENCUMBERED	TOTAL BALANCE	% YTD BUDGET
<u>Services &amp; Supplies</u>							
69-5-30-5064-00 Interest / Penalty Expenses	0	0.00	487.50	962.50	0.00 (	487.50)	0.00
69-5-30-5069-00 Property Tax Collection Fee	0	0.33	27.50	26.26	0.00 (	27.50)	0.00
TOTAL Services & Supplies	0	0.33	515.00	988.76	0.00 (	515.00)	0.00
<hr/>							
TOTAL PROPERTY TAX	0	0.33	515.00	988.76	0.00 (	515.00)	0.00
<hr/>							
TOTAL EXPENDITURES	0	0.33	515.00	988.76	0.00 (	515.00)	0.00
REVENUE OVER/(UNDER) EXPENDITURES	19,212	133.06	10,499.93	9,537.05	0.00	8,712.07	54.65

CASITAS MUNICIPAL WATER DISTRICT  
 REVENUE & EXPENSE REPORT (UNAUDITED)  
 AS OF: JANUARY 31ST, 2021

75 -CFD -2013-1  
 FINANCIAL SUMMARY

% OF YEAR COMPLETED: 58.33

	CURRENT BUDGET	CURRENT PERIOD	YEAR TO DATE BALANCE	PRIOR YEAR YEAR TO DATE	TOTAL ENCUMBERED	TOTAL BALANCE	% YTD BUDGET
<u>REVENUE SUMMARY</u>							
<u>Non Departmental</u>							
WATER SALES	<u>2,713,976</u>	<u>16,332.79</u>	<u>1,579,387.69</u>	<u>1,590,466.14</u>	<u>0.00</u>	<u>1,134,588.31</u>	<u>58.19</u>
TOTAL Non Departmental	<u>2,713,976</u>	<u>16,332.79</u>	<u>1,579,387.69</u>	<u>1,590,466.14</u>	<u>0.00</u>	<u>1,134,588.31</u>	<u>58.19</u>
TOTAL REVENUES	2,713,976	16,332.79	1,579,387.69	1,590,466.14	0.00	0.00	58.19

CASITAS MUNICIPAL WATER DISTRICT  
 REVENUE & EXPENSE REPORT (UNAUDITED)  
 AS OF: JANUARY 31ST, 2021

75 -CFD -2013-1  
 FINANCIAL SUMMARY

% OF YEAR COMPLETED: 58.33

	CURRENT BUDGET	CURRENT PERIOD	YEAR TO DATE BALANCE	PRIOR YEAR YEAR TO DATE	TOTAL ENCUMBERED	TOTAL BALANCE	% YTD BUDGET
<u>EXPENDITURE SUMMARY</u>							
<u>Property Tax</u>							
Salaries	0	0.00	2,770.00	2,750.00	0.00	( 2,770.00)	0.00
Services & Supplies	<u>2,765,688</u>	<u>1,159,184.58</u>	<u>2,329,627.19</u>	<u>379,710.86</u>	<u>0.00</u>	<u>436,060.81</u>	<u>84.23</u>
TOTAL Property Tax	2,765,688	1,159,184.58	2,332,397.19	382,460.86	0.00	433,290.81	84.33
TOTAL EXPENDITURES	2,765,688	1,159,184.58	2,332,397.19	382,460.86	0.00	433,290.81	84.33
REVENUE OVER/(UNDER) EXPENDITURES	( 51,712)	( 1,142,851.79)	( 753,009.50)	1,208,005.28	0.00	( 433,290.81)	1,456.16

CASITAS MUNICIPAL WATER DISTRICT  
 REVENUE & EXPENSE REPORT (UNAUDITED)  
 AS OF: JANUARY 31ST, 2021

75 -CFD -2013-1  
 FINANCIAL SUMMARY

% OF YEAR COMPLETED: 58.33

	CURRENT BUDGET	CURRENT PERIOD	YEAR TO DATE BALANCE	PRIOR YEAR YEAR TO DATE	TOTAL ENCUMBERED	TOTAL BALANCE	% YTD BUDGET
<u>SUMMARY OF EXPENSES</u>							
SALARIES	0	0.00	2,770.00	2,750.00	0.00 (	2,770.00)	0.00
SERVICES & SUPPLIES	<u>2,765,688</u>	<u>1,159,184.58</u>	<u>2,329,627.19</u>	<u>379,710.86</u>	<u>0.00</u>	<u>436,060.81</u>	<u>84.23</u>
TOTAL EXPENDITURES	2,765,688	1,159,184.58	2,332,397.19	382,460.86	0.00	433,290.81	84.33



CASITAS MUNICIPAL WATER DISTRICT  
 REVENUE & EXPENSE REPORT (UNAUDITED)  
 AS OF: JANUARY 31ST, 2021

75 -CFD -2013-1

% OF YEAR COMPLETED: 58.33

REVENUES	CURRENT BUDGET	CURRENT PERIOD	YEAR TO DATE BALANCE	PRIOR YEAR YEAR TO DATE	TOTAL ENCUMBERED	TOTAL BALANCE	% YTD BUDGET
Non Departmental =====							
<u>WATER SALES</u>							
75-4-00-4000-00 CFD 2013-1 Interest Investment	0	0.00	1,196.28	52,301.76	0.00	( 1,196.28)	0.00
75-4-00-4005-00 CFD 2013-1 - Tax Interest	0	0.00	0.00	3,218.73	0.00	0.00	0.00
75-4-00-4010-00 CFD 2013-1 - Tax Secured	2,713,976	16,332.79	1,547,667.97	1,513,617.27	0.00	1,166,308.03	57.03
75-4-00-4015-00 CFD 2013-1 Tax PY Secured/Unse	0	0.00	30,523.44	21,328.38	0.00	( 30,523.44)	0.00
TOTAL WATER SALES	2,713,976	16,332.79	1,579,387.69	1,590,466.14	0.00	1,134,588.31	58.19
TOTAL Non Departmental	2,713,976	16,332.79	1,579,387.69	1,590,466.14	0.00	1,134,588.31	58.19
TOTAL REVENUES	2,713,976	16,332.79	1,579,387.69	1,590,466.14	0.00	1,134,588.31	58.19

CASITAS MUNICIPAL WATER DISTRICT  
 REVENUE & EXPENSE REPORT (UNAUDITED)  
 AS OF: JANUARY 31ST, 2021

75 -CFD -2013-1  
 Property Tax

% OF YEAR COMPLETED: 58.33

EXPENSES	CURRENT BUDGET	CURRENT PERIOD	YEAR TO DATE BALANCE	PRIOR YEAR YEAR TO DATE	TOTAL ENCUMBERED	TOTAL BALANCE	% YTD BUDGET
<u>Salaries</u>							
75-5-30-5005-00 CFD 2013-1 Acquisition Exp	0	0.00	2,770.00	2,750.00	0.00	( 2,770.00)	0.00
TOTAL Salaries	0	0.00	2,770.00	2,750.00	0.00	( 2,770.00)	0.00
<u>Services &amp; Supplies</u>							
75-5-30-5035-00 Cost of Issuance	0	0.00	0.00	276,062.66	0.00	0.00	0.00
75-5-30-5049-00 Other Professional Fees	18,000	0.00	0.00	0.00	0.00	18,000.00	0.00
75-5-30-5064-00 Interest / Penalty Expenses	2,740,688	1,159,143.75	2,325,687.50	99,810.84	0.00	415,000.50	84.86
75-5-30-5069-00 Property Tax collection Fee	7,000	40.83	3,939.69	3,837.36	0.00	3,060.31	56.28
TOTAL Services & Supplies	2,765,688	1,159,184.58	2,329,627.19	379,710.86	0.00	436,060.81	84.23
<u>Other Operating Expenses</u>							
TOTAL Property Tax	2,765,688	1,159,184.58	2,332,397.19	382,460.86	0.00	433,290.81	84.33
TOTAL EXPENDITURES	2,765,688	1,159,184.58	2,332,397.19	382,460.86	0.00	433,290.81	84.33
REVENUE OVER/(UNDER) EXPENDITURES	( 51,712)	( 1,142,851.79)	( 753,009.50)	1,208,005.28	0.00	701,297.50	1,456.16

**Non-Budgeted Items Log Sheet - FY 2021**

Approval Date	Item	Budgeted Amount	Actual Amount	Notes	Grant Potential (Y or N)
<del>26-Aug-20</del>	<del>Rincon Pipeline Repair at Ayers Creek – Materials</del>	<del>\$ 100,000.00</del>	\$ -	Replaced by subsequent Board action on 9/2/20	N
2-Sep-20	Rincon Pipeline Repair at Ayers Creek - Re-budgeted	\$ 260,000.00			N
9-Sep-20	Boardroom AV Upgrade - CPI Solutions	\$ 43,399.88			N
23-Sep-20	Full time IT Technician	\$ 48,120.11			N
14-Oct-20	Rincon Pipeline Repair at Ayers Creek Change Order 1	\$ 20,683.88			N
14-Oct-20	DWR planning & Design of Delta Conveyance Project	\$ 54,000.00			N
28-Oct-20	Robles Facility Fish Screen Blast Cleaning	\$ 40,000.00			N
28-Oct-20	Fiona Hutton & Assoc. Strategic Comm. Workplan	\$ 154,000.00			N
12-Nov-20	Enviromental Consulting for Ventura-Santa Barbara Counties Intertie	\$ 60,000.00			N
9-Dec-20	Water Resources Plan- Stantec Consulting Service	\$ 43,418.00			N
16-Dec-20	Cost Share of Foothill Road Maintenance	\$ 231.00			N
13-Jan-21	MKN & Assoc.- Arbolada Tank	\$ 50,000.00			N
10-Feb-21	Grand Ave. Pipeline Replacement	\$ 800,000.00		CFD 2013-1 Funded	N
	Total	\$ 1,573,852.87	\$ -		



**Consumption Report**

**Water Sales FY 2020-2021 (Acre-Feet)**

Classification	Jul	Aug	Sep	Oct	Nov	Dec	Jan	Feb	Mar	Apr	May	Jun	Month to Date		
													2020/ 2021	2019 / 2020	
													Total	Total	
AD Ag-Domestic	395	396	439	404	296	265	112							2,307	1,712
AG Ag	260	279	260	241	166	147	62							1,415	1,130
C Commercial	120	109	87	77	49	44	24							510	493
DI Interdepartmental	21	20	13	5	4	4	8							76	69
F fire	0	0	0	0	0	0	0							0	0
I Industrial	1	1	1	2	2	2	2							11	16
OT Other	26	26	26	26	19	15	8							146	130
R Residential	285	270	275	264	202	204	134							1,633	1,348
RS - P Resale Pumped	43	41	52	62	44	97	52							390	134
RS - G Resale Gravity	289	280	357	209	195	279	205							1,814	1,101
TE Temporary	1	2	2	1	1	1	0							9	8
<b>Total</b>	<b>1,442</b>	<b>1,424</b>	<b>1,511</b>	<b>1,292</b>	<b>977</b>	<b>1,058</b>	<b>606</b>	<b>0</b>	<b>0</b>	<b>0</b>	<b>0</b>	<b>0</b>	<b>0</b>	<b>8,311</b>	<b>6,142</b>
<b>CMWD</b>	<b>1,253</b>	<b>1,244</b>	<b>1,329</b>	<b>1,110</b>	<b>839</b>	<b>925</b>	<b>523</b>								
<b>OJAI</b>	<b>189</b>	<b>180</b>	<b>183</b>	<b>181</b>	<b>138</b>	<b>134</b>	<b>84</b>								
<b>Total 2019 / 2020</b>	<b>1,058</b>	<b>1,294</b>	<b>1,074</b>	<b>1,272</b>	<b>815</b>	<b>274</b>	<b>355</b>	<b>655</b>	<b>413</b>	<b>378</b>	<b>1,014</b>	<b>1,222</b>		<b>N/A</b>	<b>9,824</b>

# MEMORANDUM

TO: Board of Directors  
From: Michael L. Flood, General Manager  
RE: Banking Fees  
Date: March 19, 2021

## **RECOMMENDATION:**

None at this time.

## **BACKGROUND:**

During the January 22<sup>nd</sup> Finance Committee meeting Director Spandrio asked the total cash in bank be analyzed to determine if cash should be transferred to a higher interest bearing account.

## **DISCUSSION:**

The District earns 0.55% credit on the net investable balance (average collected balance less 10% reserve requirement) on accounts held at Mechanics bank. This credit is used to offset the monthly bank charges. Bank charges typically include monthly fees, FDIC Insurance, check/ deposit processing fees, and returned item/ stop payment fees. Below is summary of the monthly bank charges, earned credit and the net impact for the last eight months. On average the monthly service charges is \$2,211, earned credit is \$1,652, with net fees incurred of \$559 per month.

MM/YY	Monthly Fees	FDIC Ins	Check/Deposit Fees	Returned/Stop Payment Fees	Total Charges	Earned Credit	Net (-) charged fee (+) no fee charged
01/21	\$ 671	\$ 911	\$ 660	\$ 24	\$ 2,266	\$ 3,166	\$ (900)
12/20	675	681	778	60	2,194	2,358	(164)
11/20	685	526	735	-	1,947	1,761	186
10/20	765	516	730	98	2,109	1,782	327
09/20	763	524	608	173	2,068	1,749	319
08/20	769	620	760	61	2,209	781	1,428
07/20	976	635	728	107	2,446	799	1,647
06/20	858	670	732	192	2,452	820	1,632
<b>Total</b>	<b>6,160</b>	<b>5,083</b>	<b>5,731</b>	<b>715</b>	<b>17,690</b>	<b>13,216</b>	<b>4,474</b>
<b>Average</b>	<b>770</b>	<b>635</b>	<b>716</b>	<b>89</b>	<b>2,211</b>	<b>1,652</b>	<b>559</b>

Due to upcoming debt obligations, forecasted capital project expenditures, and routine monthly expenses the amount of cash on hand is anticipated to be drawn down in the coming months. Richard Rosenthal our financial advisor with US bank further advised continuing to hold the cash at our bank as rates are near historical lows (Advisor comments attached).



Janyne Brown <jbrown@casitaswater.com>

## Current Rates

**Rosenthal, Richard A** <richard.rosenthal@usbank.com>  
To: Janyne Brown <jbrown@casitaswater.com>

Thu, Mar 4, 2021 at 10:35 AM

Hi Janyne,

The rates are still near historical lows and it would take months, not days, to get a (relatively) 'meaningful' difference in incremental income.

With money market fund yields at 0.01%, here's a comparison:

	3 months	6 months	12 months
US Treasuries	0.04%	0.06%	0.08%
US Agencies	0.06%	0.08%	0.11%
CDs	0.05%	0.05%	0.05%

I know these numbers aren't terribly exciting, but it really boils down to how soon you will need to use the funds.

Please let me know if you have any questions or if I can do anything to assist further.

Best,

**Rick Rosenthal**

Vice President , Senior Portfolio Manager | U.S. Bank Institutional Asset Management  
p. 213.359.7954 | [richard.rosenthal@usbank.com](mailto:richard.rosenthal@usbank.com)

**U.S. Bank**

633 W. Fifth Street, 30th Floor, Los Angeles, CA 90071 | [www.usbank.com](http://www.usbank.com)

**From:** Janyne Brown <jbrown@casitaswater.com>  
**Sent:** Wednesday, March 3, 2021 8:16 PM  
**To:** Rosenthal, Richard A <richard.rosenthal@usbank.com>

[Quoted text hidden]

[Quoted text hidden]

[Quoted text hidden]