



Board of Directors

Brian Brennan, Director
Richard Hajas, Director
Neil Cole, Director

Mary Bergen, Director
Pete Kaiser, Director

CASITAS MUNICIPAL WATER DISTRICT
Meeting to be held at the

District Office
1055 Ventura Ave, Oak View, CA 93022
www.casitaswater.org

Join Zoom Meeting

<https://us06web.zoom.us/j/91094478837?pwd=VnNOQTZyQVh4K2pnaWpjYVI1TkpRdz09>
Meeting ID: 910 9447 8837 Passcode: 736519

To participate via telephone please call (888) 788-0099 or (877) 853-5247
Enter Meeting ID: 910 9447 8837# Passcode: 736519#

August 09, 2023 @ 5:00 PM

Right to be heard: Members of the public have a right to address the Board directly on any item of interest to the public which is within the subject matter jurisdiction of the Board. The request to be heard should be made immediately before the Board's consideration of the item. No action shall be taken on any item not appearing on the agenda unless the action is otherwise authorized by subdivision (b) of §54954.2 of the Government Code and except that members of a legislative body or its staff may briefly respond to statements made or questions posed by persons exercising their public testimony rights under section 54954.3 of the Government Code.

Special Accommodations: If you require special accommodations for attendance at or participation in this meeting, please notify our office 24 hours in advance at (805) 649-2251, ext. 113. (Govt. Code Section 54954.1 and 54954.2(a)).

1. CALL TO ORDER
2. ROLL CALL
3. PLEDGE OF ALLEGIANCE

4. AGENDA CONFIRMATION
5. PUBLIC COMMENTS - Presentation on District related items that are not on the agenda - three minute limit.
6. CONSENT AGENDA
 - 6.a. Accounts Payable Report.
[Accounts Payable Report.pdf](#)
 - 6.b. Minutes of the July 26, 2023 Board Meeting.
[7 26 2023 Min.pdf](#)
7. INFORMATION ITEMS
 - 7.a. Finance Committee Minutes.
[Finance Committee Minutes 072123.pdf](#)
 - 7.b. Lake Casitas and Casitas Dam Spillway Operations.
[Board Info Memo on Casitas Dam Spillway Operations 080923.pdf](#)
 - 7.c. Response to the 2022-2023 Ventura County Grand Jury Report entitled "Water Availability for Wildfires in Ventura County".
[Grand Jury Report Water Availability for Wildfires 6 12 2023.pdf](#)
[CMWD Letter Response to Ventura Grand Jury re Water Avail for Fires.pdf](#)
 - 7.d. State Water Project Intertie Report.
[SWP Intertie Project Cost 7-31-23.pdf](#)
 - 7.e. CFD 2013 Report.
[CFD 2013-1 Project Cost 7-31-2023.pdf](#)
 - 7.f. Adjudication Charges Report.
[Adjudication Charges YTD 7.31.23.pdf](#)
 - 7.g. Consumption Report June.
[Consumption 2022-2023.pdf](#)
 - 7.h. Financials May 2023 & Non Budgeted Items.
[Financial Statements 5-31-2023 Summary.pdf](#)
 - 7.i. Investment Report.
[Investment Report FY2024 July.pdf](#)
8. GENERAL MANAGER COMMENTS
9. BOARD OF DIRECTOR REPORTS ON MEETINGS ATTENDED

10. BOARD OF DIRECTOR COMMENTS PER GOVERNMENT CODE SECTION 54954.2(a).
11. CLOSED SESSION
 - 11.a. CONFERENCE WITH LEGAL COUNSEL – EXISTING LITIGATION (Government Code Section 54956.9(a) Santa Barbara Channelkeeper v. State Water Resources Control Board, City of San Buenaventura, et al.; and City of San Buenaventura v Duncan Abbott, et al., Cross Complaint; Superior Court of the State of California, County of Los Angeles, Case No. 19STCP01176.
12. ADJOURNMENT

CASITAS MUNICIPAL WATER DISTRICT
General Fund Check Authorization
Checks Dated 07/20/23 - 08/02/23
Presented to the Board of Directors For Approval August 9, 2023

Check	Payee		Description	Amount
001219	Payables Fund Account	# 9759651478	Accounts Payable Batch 072623	\$ 2,089,118.03
001220	Payables Fund Account	# 9759651478	Accounts Payable Batch 080223	\$ 931,350.24
				<u>\$ 3,020,468.27</u>

Publication of check register is in compliance with Section 53065.6 of the Government Code which requires the District to disclose reimbursements to employees and/or directors.

The above numbered checks,
001219-001220
have been duly audited is hereby certified as correct.



Janyne Brown, Chief Financial Officer

A/P Fund

Publication of check register is in compliance with Section 53065.6 of the Government Code which requires the District to disclose reimbursements to employees and/or directors.

001219 A/P Checks: 050507-050588
A/P Draft 000626-000634
Voids:
050554 - Meiners Oaks Ace Hardware - Continuation of detail of check #050553
050555 - Meiners Oaks Ace Hardware - Continuation of detail of check #050553

001220 A/P Checks: 050589-050607
A/P Draft 0000635-000636
Voids:



Janyne Brown , Chief Financial Officer

CERTIFICATION

Payroll disbursements for the pay period ending 07/22/23
Pay Date 07/27/23
have been duly audited and are
hereby certified as correct.

Signed: Jaime Brown

Janyne Brown

VENDOR I.D.	NAME	STATUS	CHECK DATE	INVOICE AMOUNT	DISCOUNT	CHECK NO	CHECK STATUS	CHECK AMOUNT
C-CHECK	VOID CHECK	V	7/26/2023			050554		
C-CHECK	VOID CHECK	V	7/26/2023			050555		

* * T O T A L S * *	NO	INVOICE AMOUNT	DISCOUNTS	CHECK AMOUNT
REGULAR CHECKS:	0	0.00	0.00	0.00
HAND CHECKS:	0	0.00	0.00	0.00
DRAFTS:	0	0.00	0.00	0.00
EFT:	0	0.00	0.00	0.00
NON CHECKS:	0	0.00	0.00	0.00
VOID CHECKS:	2			
VOID DEBITS		0.00		
VOID CREDITS		0.00	0.00	

TOTAL ERRORS: 0

VENDOR SET: 01 BANK:	TOTALS:	NO	INVOICE AMOUNT	DISCOUNTS	CHECK AMOUNT
		2	0.00	0.00	0.00
BANK:	TOTALS:	2	0.00	0.00	0.00

VENDOR I.D.	NAME	STATUS	CHECK DATE	INVOICE AMOUNT	DISCOUNT	CHECK NO	CHECK STATUS	CHECK AMOUNT
01483	CORVEL CORPORATION							
I-072523-CMWD	Corvel Claims - 07/18-07/24/23	D	7/26/2023	1,588.70		000626		1,588.70
00131	JCI JONES CHEMICALS, INC							
I-918930	Chlorine - TP, CM918942	D	7/26/2023	5,341.64		000627		5,341.64
03206	U.S. Bank Global Corporate Tru							
C-072623	CR Bound Fund Series B	D	7/26/2023	614.11CR		000628		
I-072623	Tax Bond Series B	D	7/26/2023	1,296,143.75		000628		
I-2332903	CFD 2019 Series C	D	7/26/2023	381,975.00		000628		1,677,504.64
04684	Univar Solutions USA Inc.							
I-51302606	Sod Hypo 12.5%	D	7/26/2023	7,356.29		000629		
I-51302607	Hydrochloric 15%	D	7/26/2023	1,620.45		000629		8,976.74
00128	INTERNAL REVENUE SERVICE							
I-T1 202307242215	Federal Withholding	D	7/26/2023	48,972.38		000630		
I-T3 202307242215	SS Withholding	D	7/26/2023	55,214.88		000630		
I-T4 202307242215	Medicare Withholding	D	7/26/2023	13,305.90		000630		117,493.16
00187	CALPERS							
I-PBB202307242215	PERS BUY BACK	D	7/26/2023	130.46		000631		
I-PBP202307242215	PERS BUY BACK	D	7/26/2023	161.96		000631		
I-PEB202307242215	PEPRA EMPLOYEES PORTION	D	7/26/2023	14,985.82		000631		
I-PEM202307242215	PERS EMPLOYEE PORTION MGMT	D	7/26/2023	1,939.42		000631		
I-PER202307242215	PERS EMPLOYEE PORTION	D	7/26/2023	7,516.15		000631		
I-PRB202307242215	PEBRA EMPLOYER PORTION	D	7/26/2023	14,850.42		000631		
I-PRR202307242215	PERS EMPLOYER PORTION	D	7/26/2023	14,575.03		000631		54,159.26
00180	S.E.I.U. - LOCAL 721							
I-COP202307242215	SEIU 721 COPE	D	7/26/2023	2.50		000632		
I-UND202307242215	UNION DUES	D	7/26/2023	922.75		000632		925.25
00049	STATE OF CALIFORNIA							
I-SDI202307242215	CASDI Withholding	D	7/26/2023	2,055.15		000633		
I-T2 202307242215	STATE WITHHOLDING (CA)	D	7/26/2023	17,982.81		000633		20,037.96
05790	STATE OF OREGON							
I-OST202307242215	OR STATE TRANSIT TAX	D	7/26/2023	6.09		000634		
I-T2 202307242215	STATE WITHHOLDING (OR)	D	7/26/2023	448.82		000634		454.91
01483	CORVEL CORPORATION							
I-080123-CMWD	Corvel Claims - 07/25-07/31/23	D	8/02/2023	1,226.18		000635		1,226.18

VENDOR I.D.	NAME	STATUS	CHECK DATE	INVOICE AMOUNT	DISCOUNT	CHECK NO	CHECK STATUS	CHECK AMOUNT
05973	Mechanics Bank Credit Card							
C-072623h	Shipping - CR	D	8/02/2023	24.90CR		000636		
I-072623a	Varidesk - EM	D	8/02/2023	214.50		000636		
I-072623b	Trimble Sketchup - UT	D	8/02/2023	299.00		000636		
I-072623c	Drinks for Crew - PL	D	8/02/2023	25.88		000636		
I-072623d	Lunch for Crew - PL	D	8/02/2023	87.05		000636		
I-072623e	Posting Job - HR	D	8/02/2023	200.00		000636		
I-072623f	Ventura Trophy - BOARD	D	8/02/2023	8.62		000636		
I-072623g	Florist - MGMT	D	8/02/2023	229.52		000636		
I-072623i	Microsoft Licenses - IT	D	8/02/2023	643.50		000636		1,683.17
06131	Veronica Akhtar							
I-1240068	Camping Cancellation - LCRA	R	7/26/2023	164.00		050507		164.00
04705	Anthony Albanez							
I-072623	Safety Boot Stipend	R	7/26/2023	205.00		050508		205.00
00012	ALL-PHASE ELECTRIC SUPPLY CO.							
I-5665-1039046	6 Pole - EM	R	7/26/2023	33.97		050509		
I-5665-1039240	Hoff Panel Only - EM	R	7/26/2023	40.99		050509		74.96
05972	Alpha Productions, Inc							
I-INV-5910	Gasket - LAB	R	7/26/2023	120.54		050510		120.54
03044	Amazon Capital Services							
C-1FCD-P66P-VP7R	DJI SMART CONTROLLER CR	R	7/26/2023	860.04CR		050511		
I-13JF-VG63-VQMQ	Poster Frame - FISH	R	7/26/2023	235.92		050511		
I-13WC-69Y6-6LMG	DJI SMART CONTROLLER - SFTY	R	7/26/2023	860.04		050511		
I-16P7-HDP7-DW36	Thermal Credit Paper- LCRA	R	7/26/2023	68.95		050511		
I-19HW-V34R-61TL	Stop Sign - Rec Maint	R	7/26/2023	80.43		050511		
I-1G61-X3HF-JLF7	Monitor - LCRA	R	7/26/2023	98.31		050511		
I-1HRT-WCMW-6VDJ	Selectronic Battery - MAINT	R	7/26/2023	52.90		050511		
I-1KN4-CHRQ-YGYF	Rim Key Tags - MAINT	R	7/26/2023	16.60		050511		
I-1KXR-Y4NR-YQMX	DJI Smart Controller - SAFE	R	7/26/2023	871.94		050511		
I-1NKD-KQ6K-GVDG	Drum Siphon Pump - UT	R	7/26/2023	61.94		050511		
I-1PKG-V9RW-QT1F	Prkg Brake Rls Cable - LCRA	R	7/26/2023	17.15		050511		
I-1TNX-YHPP-XWV6	Thermal Paper - LCRA	R	7/26/2023	447.02		050511		1,951.16
00014	AQUA-FLO SUPPLY							
I-SI2148538	Brass Parts - UT	R	7/26/2023	418.14		050512		
I-SI2149334	2" Threaded Brass Union - UT	R	7/26/2023	77.57		050512		
I-SI2153312	90 Ell & Bell Reducer - LCRA	R	7/26/2023	31.02		050512		
I-SI2153313	Coupling & Adapter - LCRA	R	7/26/2023	295.00		050512		821.73

VENDOR I.D.	NAME	STATUS	CHECK DATE	INVOICE AMOUNT	DISCOUNT	CHECK NO	CHECK STATUS	CHECK AMOUNT
00018	AT & T MOBILITY							
I-287327817962X0723	Monthly Cell Charges - WP	R	7/26/2023	102.03		050513		102.03
03429	AT&T							
I-4550220803	Acct#8310009376326	R	7/26/2023	1,287.10		050514		1,287.10
03429	AT&T							
I-6151110805	Acct#8310009376372	R	7/26/2023	1,287.10		050515		1,287.10
04254	Automation Services, LLC							
I-23-063	Robles SCADA Programming	R	7/26/2023	4,971.49		050516		4,971.49
05140	Annette Ayala							
I-97	Ojai Ave Cultural Monitor -ENG	R	7/26/2023	4,515.00		050517		4,515.00
00030	B&R TOOL AND SUPPLY CO							
I-1900989513	Ear Plugs - LCRA	R	7/26/2023	83.61		050518		
I-1900989804	MK 1600 Tension Arm - PL	R	7/26/2023	189.83		050518		
I-1900989805	Ear Plugs - PL	R	7/26/2023	508.37		050518		
I-1900989806	Sand Bags & Coating - PL	R	7/26/2023	961.07		050518		
I-1900989913	Master Lock - EM	R	7/26/2023	135.78		050518		1,878.66
00679	BAKERSFIELD PIPE & SUPPLY INC							
I-S3045766.004	Stainless Steel Parts - UT	R	7/26/2023	202.36		050519		202.36
04111	Roadpost, Inc.							
I-BU01589280	Sat Phone Service - TP	R	7/26/2023	66.95		050520		66.95
03207	BMI PacWest Inc.							
I-18890	A SA Plant Service - MAINT	R	7/26/2023	2,188.00		050521		
I-18891	AC Signal Booster Service	R	7/26/2023	389.00		050521		
I-18892	AC Heidelberger Service	R	7/26/2023	389.00		050521		
I-19385	AC DO PM Service	R	7/26/2023	1,854.00		050521		
I-19732	AC TP PM Service	R	7/26/2023	762.00		050521		
I-19884	AC DO PM Service	R	7/26/2023	1,854.00		050521		
I-20701	AC DO Repair	R	7/26/2023	787.41		050521		8,223.41
06129	Brittany Brown							
I-1236250	Camping Cancellation - LCRA	R	7/26/2023	48.00		050522		48.00
03702	Cannon Corporation							
I-85245	Avenue 1 PP Upgrades - EM	R	7/26/2023	3,078.00		050523		3,078.00

VENDOR I.D.	NAME	STATUS	CHECK DATE	INVOICE AMOUNT	DISCOUNT	CHECK NO	CHECK STATUS	CHECK AMOUNT
05995 I-30916095	Canon Financial Services Copier Rental - ADM	R	7/26/2023	233.11		050524		233.11
02836 I-072623	Gonzalo Carbajal-Ramirez Safety Boot Stipend	R	7/26/2023	205.00		050525		205.00
02339 I-57114	Clark Engineering Construction 5 Pulleys Fabrication - ENG	R	7/26/2023	2,294.90		050526		2,294.90
05774 I-3802004	CliftonLarsonAllen LLP Audit Service 22-23	R	7/26/2023	7,500.00		050527		7,500.00
00060 I-1037596	COASTLINE EQUIPMENT Fuel Sender - Unit 114	R	7/26/2023	166.19		050528		166.19
06130 I-1280189	Jose Colon Camping Cancellation - LCRA	R	7/26/2023	107.50		050529		107.50
02480 I-2306309	David Taussig & Associates, In D22-00115 CFD Tax Admin	R	7/26/2023	2,008.50		050530		2,008.50
06127 I-SP20242 I-SP20243	Dion & Sons, Inc Diesel - LCRA Gas - LCRA	R R	7/26/2023 7/26/2023	2,551.17 2,345.20		050531 050531		4,896.37
03910 I-IN234006041	DoiT International USA, INC Google Apps 06/23	R	7/26/2023	2,555.80		050532		2,555.80
00086 I-1416	E.J. Harrison & Sons Inc Acct#500546088	R	7/26/2023	3,318.90		050533		3,318.90
00086 I-1864	E.J. Harrison & Sons Inc Acct#102258843	R	7/26/2023	307.85		050534		307.85
00086 I-5414a	E.J. Harrison & Sons Inc Acct#1C00053370	R	7/26/2023	299.62		050535		299.62
03425 I-20579	Eagle Aerial Solutions Waterview Subscription	R	7/26/2023	21,462.00		050536		21,462.00
00013 I-0013633 I-2701069	FERGUSON ENTERPRISES INC 2" Stainless Victaulic - TP MVP Metering Cart - LCRA	R R	7/26/2023 7/26/2023	1,852.92 124.76		050537 050537		1,977.68

VENDOR I.D.	NAME	STATUS	CHECK DATE	INVOICE AMOUNT	DISCOUNT	CHECK NO	CHECK STATUS	CHECK AMOUNT
00099	FGL ENVIRONMENTAL							
C-309384B	Lake Nutrient Monitoring	R	7/26/2023	6,330.00CR		050538		
I-309384A	Lake Nutriet Monitoring	R	7/26/2023	6,330.00		050538		
I-309384C	Lake Nutrient Monitoring 05/31	R	7/26/2023	4,430.00		050538		
I-311322A	Lab Water Quality 06/28/23	R	7/26/2023	62.00		050538		4,492.00
00101	FISHER SCIENTIFIC							
I-4666306	Biological Indicator - LAB	R	7/26/2023	158.46		050539		
I-4706127	Triptic Soy Broth - LAB	R	7/26/2023	120.52		050539		278.98
03886	Ramiro Garcia							
I-072623	Safety Boot Stipend	R	7/26/2023	205.00		050540		205.00
02417	GardenSoft							
I-5857	Website License Renewal - PR	R	7/26/2023	625.00		050541		625.00
00115	GRAINGER, INC							
I-9773967618	Test Plug Handle - TP	R	7/26/2023	55.93		050542		55.93
01052	HARBOR FREIGHT TOOLS USA, INC							
I-1019684	Gloves & Eyeglass - LCRA	R	7/26/2023	79.06		050543		79.06
00369	HARRINGTON INDUSTRIAL PLASTICS							
I-013C8859	Tubing Nat PE - TP	R	7/26/2023	128.99		050544		128.99
00596	HOME DEPOT							
I-4022639	DCK700D1P1 - LCRA	R	7/26/2023	545.16		050545		
I-4901903	Concrete Mix Bags - PL	R	7/26/2023	887.49		050545		1,432.65
04302	J&J Chemical Co.							
I-297790	J-Spray & ODO -Matic Vpe -	R	7/26/2023	1,580.88		050546		1,580.88
02397	L-Com Global Connectivity							
I-PSIN1209072	Consma Male Crimp - EM	R	7/26/2023	64.35		050547		
I-PSIN1209123	Coaxial Cable & Conector Crimp	R	7/26/2023	969.93		050547		
I-PSIN1210006	Male Connector Crimp - EM	R	7/26/2023	24.77		050547		1,059.05
03888	Eric Lara							
I-072623	Safety Boot Stipend	R	7/26/2023	205.00		050548		205.00
00360	LESLIE'S POOL SUPPLIES, INC							
I-00142-01-058943	Power Powder Granular - WP	R	7/26/2023	536.96		050549		
I-00142-02-044973	Pool Supplies - WP	R	7/26/2023	1,142.80		050549		1,679.76

VENDOR I.D.	NAME	STATUS	CHECK DATE	INVOICE AMOUNT	DISCOUNT	CHECK NO	CHECK STATUS	CHECK AMOUNT
00145	MAGNUM FENCE & SECURITY, INC.							
I-14836	MM Well Fencing - UT	R	7/26/2023	5,915.00		050550		5,915.00
06128	Martin's Ojai Locksmith							
I-7204	Lock - LCRA	R	7/26/2023	80.00		050551		80.00
00329	MCMMASTER-CARR SUPPLY CO.							
I-10619014	Fittings - EM	R	7/26/2023	1,232.14		050552		
I-10997417	Fittings & Steel Pipe - EM	R	7/26/2023	97.45		050552		
I-11384653	Pipe Fittings & Pipe Nipple-EM	R	7/26/2023	208.24		050552		1,537.83
00151	MEINERS OAKS ACE HARDWARE							
I-044728	Garden Sprayer & Silicone II	R	7/26/2023	48.46		050553		
I-048960	Trash Can & Bolts - WP	R	7/26/2023	86.50		050553		
I-049005	Steel ut Cart & Hand Truck P H	R	7/26/2023	573.76		050553		
I-049010	Deadbolt - WP	R	7/26/2023	40.98		050553		
I-049439	Fuse Elec Time - WP	R	7/26/2023	11.69		050553		
I-049473	Fender Wash & Tapcon Bit - WP	R	7/26/2023	41.89		050553		
I-049491	Saw Blades - MAINT	R	7/26/2023	194.17		050553		
I-049531	Paint - LCRA	R	7/26/2023	15.93		050553		
I-049615	Steel Angle - EM	R	7/26/2023	12.68		050553		
I-049619	Hose & Bitting Insct - PL	R	7/26/2023	121.72		050553		
I-049658	Concrete - PL	R	7/26/2023	1,034.43		050553		
I-049695	Cleaning Supplies - EM	R	7/26/2023	51.23		050553		
I-049751	Bolts & Screws - LCRA	R	7/26/2023	10.10		050553		
I-049789	Bolts & Srews - LCRA	R	7/26/2023	7.25		050553		
I-049967	Galv Pipe - LCRA	R	7/26/2023	160.55		050553		
I-050015	Spring Ext - Unit 267	R	7/26/2023	11.56		050553		
I-050026	Term Ring & Key Ring - LCRA	R	7/26/2023	11.16		050553		
I-050101	Chop Saw & Cutoff Wheel - LCRA	R	7/26/2023	22.70		050553		
I-050109	Hose & Lock Ext Cord - PL	R	7/26/2023	108.30		050553		
I-050154	Gloves & Valve - LCRA	R	7/26/2023	19.31		050553		
I-050200	Adapter, Bolts & Screws - LCRA	R	7/26/2023	29.70		050553		
I-050245	Tie Down W/Rtch - PL	R	7/26/2023	43.87		050553		
I-050266	Terms Ring - LCRA	R	7/26/2023	21.43		050553		
I-050317	Bolt, Scres & Washer - PL	R	7/26/2023	43.62		050553		
I-050411	Cleanout Abs - LCRA	R	7/26/2023	18.14		050553		
I-050441	Bolt Eye Lag - MAINT	R	7/26/2023	4.27		050553		
I-050604	Posthole Concrete - WP	R	7/26/2023	45.74		050553		
I-050723	GFCI Outlet - LCRA	R	7/26/2023	101.46		050553		2,892.60
03444	Mission Linen Supply							
I-519424997	Uniform Pants - PL	R	7/26/2023	35.49		050556		
I-519425001	Uniform Pants - TP	R	7/26/2023	57.52		050556		
I-519557960	Uniform Pants - PL	R	7/26/2023	42.89		050556		
I-519687034	Uniform Pants - PL	R	7/26/2023	42.89		050556		
I-519687035	Uniform Pants - MAINT	R	7/26/2023	26.26		050556		
I-519687038	Uniform Pants - TP	R	7/26/2023	57.52		050556		262.57

VENDOR I.D.	NAME	STATUS	CHECK DATE	INVOICE AMOUNT	DISCOUNT	CHECK NO	CHECK STATUS	CHECK AMOUNT
03980	Gustavo Muro Jr. Reimburse Expenses 07/23	R	7/26/2023	2,301.48		050557		2,301.48
03508	NTT Industrial Supply, Inc. 2" Coupler & Adapter - MAINT	R	7/26/2023	116.55		050558		116.55
01570	Ojai Auto Supply Antifreeze - Unit 88	R	7/26/2023	25.23		050559		
	I-572042 Air Filters - Unit 83	R	7/26/2023	54.74		050559		
	I-573096 Fuel Filter - Unit 109	R	7/26/2023	43.72		050559		
	I-573141 Engine Brite Cleaner - GARAGE	R	7/26/2023	42.60		050559		166.29
00912	OJAI BUSINESS CENTER, INC Shipping/Quality Re- LAB/FISH	R	7/26/2023	578.50		050560		578.50
00165	OJAI LUMBER CO, INC Lumber - PL	R	7/26/2023	89.21		050561		
	I-2307-744460 Ojai East Camara - EM	R	7/26/2023	206.13		050561		
	I-2307-744464 Quiktube Building Form - EM	R	7/26/2023	17.79		050561		
	I-2307-744831 Concrete - EM	R	7/26/2023	84.19		050561		
	I-2307-745066 Select Rwd - LCRA	R	7/26/2023	44.97		050561		442.29
00884	OJAI TERMITE & PEST CONTROL, I Monthly Rodent Control - MAINT	R	7/26/2023	75.00		050562		75.00
00168	OJAI VALLEY NEWS 1 Year Subscription	R	7/26/2023	540.80		050563		
	I-6096 AD 07/21/23	R	7/26/2023	183.00		050563		723.80
05026	Patriot Environmental Services Spill Containment - Proj 902	R	7/26/2023	3,336.73		050564		3,336.73
06118	Chris Paulsen Mowing Deck - LCRA	R	7/26/2023	500.00		050565		500.00
05713	Pops Auto Repair Oil Service - PL	R	7/26/2023	255.53		050566		255.53
00790	PROFORMA Embroider Hoodies - MAINT	R	7/26/2023	124.90		050567		
	I-BI85010299A Decals - GARAGE	R	7/26/2023	946.30		050567		1,071.20
10042	PSR ENVIRONMENTAL SERVICE, INC UST Vapor Recovery Service	R	7/26/2023	7,221.06		050568		7,221.06

VENDOR I.D.	NAME	STATUS	CHECK DATE	INVOICE AMOUNT	DISCOUNT	CHECK NO	CHECK STATUS	CHECK AMOUNT
00788	QUINN COMPANY Hose & Coupling - PL	R	7/26/2023	38.62		050569		38.62
03979	Edgar Ramos Jr. Safety Boot Stipend	R	7/26/2023	205.00		050570		205.00
02475	Rutan & Tucker, LLP Acct#029518-0007	R	7/26/2023	962.50		050571		962.50
01109	SALVADOR LOERA TRANSPORTATION Plaster Sand - TP	R	7/26/2023	1,663.14		050572		1,663.14
03669	Sierra Traffic Service, Inc. Traffic Control 07/12/23 - PL Traffic Control Foothill - PL Traffic Control Foothill - PL Traffic Contol - PL	R R R R	7/26/2023 7/26/2023 7/26/2023 7/26/2023	1,988.35 2,176.25 1,961.80 2,376.00		050573 050573 050573 050573		8,502.40
00608	SMITH PIPE & SUPPLY INC. Capstone Herbicide - MAINT Round Up - MAINT	R R	7/26/2023 7/26/2023	1,905.71 1,837.68		050574 050574		3,743.39
00215	SOUTHERN CALIFORNIA EDISON Acct#700759897236 Acct#700759897236 Acct#700759897236 Acct#700759897236 Acct#700387230310 Acct#700625798978 Acct#700533992421 Acct#700356078152 Acct#700759897236 Acct#700237081885	R R R R R R R R R R	7/26/2023 7/26/2023 7/26/2023 7/26/2023 7/26/2023 7/26/2023 7/26/2023 7/26/2023 7/26/2023 7/26/2023	56.61CR 14.39 14.38 15.87 20.47 668.17 32,247.06 174.06 15.38 16,392.96		050575 050575 050575 050575 050575 050575 050575 050575 050575 050575		49,506.13
00216	Southern California Gas Co. Acct#18231433006	R	7/26/2023	43.98		050576		43.98
02703	Sunbelt Rentals Equip Rental for Foothill - PL	R	7/26/2023	2,951.22		050577		2,951.22
01959	The Wharf Uniform Shirts, Pants, Hats-EM	R	7/26/2023	1,340.44		050578		1,340.44

VENDOR I.D.	NAME	STATUS	CHECK DATE	INVOICE AMOUNT	DISCOUNT	CHECK NO	CHECK STATUS	CHECK AMOUNT
00993	TRI-COUNTY RHINO							
I-13198	Repair Unit E13	R	7/26/2023	961.25		050579		
I-13199	Repair - Unit E12	R	7/26/2023	961.25		050579		1,922.50
02323	Mitch Tull							
I-July 23	Reimburse Expenses 07/23	R	7/26/2023	83.27		050580		83.27
00825	USA BLUEBOOK							
I-INV00065993	Lab Materials - LAB	R	7/26/2023	646.20		050581		
I-INV00067779	Hardnes Chemkey Reagents	R	7/26/2023	37.64		050581		
I-INV00078694	Lab Materials - WQ LAB	R	7/26/2023	239.15		050581		922.99
00246	VENTURA COUNTY AIR POLLUTION							
I-R007393	Emission Monitor - GARAGE	R	7/26/2023	210.00		050582		210.00
00258	VENTURA STEEL, INC							
I-284878	Steel Parts - PL	R	7/26/2023	218.79		050583		
I-285395	Steel Parts - PL	R	7/26/2023	233.81		050583		452.60
09955	VENTURA WHOLESALE ELECTRIC							
I-296951	Camera Installation - EM	R	7/26/2023	334.01		050584		334.01
00663	WAXIE SANITARY SUPPLY							
I-81834890	Essentials - LCRA	R	7/26/2023	1,254.72		050585		1,254.72
06056	Ameriflex							
I-FSA202307242215	FSA Deduction	R	7/26/2023	1,199.98		050586		1,199.98
00124	ICMA RETIREMENT TRUST - 457							
I-DCI202307242215	DEFERRED COMP FLAT	R	7/26/2023	2,165.83		050587		
I-DI%202307242215	DEFERRED COMP PERCENT	R	7/26/2023	139.82		050587		2,305.65
00985	NATIONWIDE RETIREMENT SOLUTION							
I-CUN202307242215	457 CATCH UP	R	7/26/2023	1,184.90		050588		
I-DCN202307242215	DEFERRED COMP FLAT	R	7/26/2023	7,742.91		050588		
I-DN%202307242215	DEFERRED COMP PERCENT	R	7/26/2023	435.78		050588		9,363.59
00014	AQUA-FLO SUPPLY							
I-SI2154527	Bushings and Ball Valve - UTIL	R	8/02/2023	129.11		050589		129.11
01666	AT & T							
I-000019852972	Acct#9391062398	R	8/02/2023	370.36		050590		
I-000019999219	Acct#9391062398	R	8/02/2023	391.86		050590		
I-000020145472	Acct#9391062398	R	8/02/2023	392.06		050590		
I-00002091927	Acct#9391062398	R	8/02/2023	400.83		050590		1,555.11

VENDOR I.D.	NAME	STATUS	CHECK DATE	INVOICE AMOUNT	DISCOUNT	CHECK NO	CHECK STATUS	CHECK AMOUNT
00099	FGL ENVIRONMENTAL							
I-311323A	Nitrate Monitoring - LAB	R	8/02/2023	85.00		050591		
I-311324A	OWS-San Antonio TP-Mn	R	8/02/2023	21.00		050591		
I-311325A	OWS-San Antonio TP-Mn	R	8/02/2023	39.00		050591		
I-311326A	OWS Stage 2 DBP Monitoring	R	8/02/2023	479.00		050591		
I-311827A	Nitrate Monitoring 07/11/23	R	8/02/2023	66.00		050591		
I-311829A	Nitrate Monitoring - LAB	R	8/02/2023	64.00		050591		754.00
00101	FISHER SCIENTIFIC							
I-4666305	Lab Materials - LAB	R	8/02/2023	49.74		050592		49.74
03469	IC Realtime							
I-INV123921	Dome Camera - ENG	R	8/02/2023	1,275.34		050593		1,275.34
00151	MEINERS OAKS ACE HARDWARE							
I-050513	Hose Materials - UTIL	R	8/02/2023	34.32		050594		
I-050519	Storage Box - CONSV	R	8/02/2023	16.08		050594		
I-050547	Cleaning Supplies - UTIL	R	8/02/2023	26.12		050594		
I-050695	Utility Truck Supplies- UTIL	R	8/02/2023	18.76		050594		
I-050714	Extension Cord - UTIL	R	8/02/2023	87.39		050594		
I-050738	Bolts and Screws - E&M	R	8/02/2023	1.68		050594		
I-050872	Slip hook and fastener - FISH	R	8/02/2023	19.78		050594		
I-051039	Adjustable Wrench - UTIL	R	8/02/2023	72.30		050594		
I-051247	C and D Batteries - UTIL	R	8/02/2023	37.07		050594		313.50
03444	Mission Linen Supply							
I-519726885	Uniform Pants - PL	R	8/02/2023	42.89		050595		
I-519726886	Uniform Pants - MAINT	R	8/02/2023	26.26		050595		
I-519726889	Uniform Pants - TP	R	8/02/2023	57.52		050595		126.67
01876	NALCO COMPANY							
I-6602094792	Nalco Reclaim Polymer - TP	R	8/02/2023	1,722.92		050596		1,722.92
00884	OJAI TERMITE & PEST CONTROL, I							
I-240713	Rodent Control - MAINT	R	8/02/2023	275.00		050597		
I-240837	Bait Boxes - MAINT	R	8/02/2023	228.00		050597		503.00
01627	OSCAR'S TREE SERVICE							
I-63164	Tree Trimming - MAINT	R	8/02/2023	2,600.00		050598		2,600.00
03669	Sierra Traffic Service, Inc.							
I-43107	Traffic Control 07/18/23	R	8/02/2023	2,290.10		050599		
I-43147	Foothill Traffic Control 7/19	R	8/02/2023	1,298.80		050599		3,588.90

VENDOR I.D.	NAME	STATUS	CHECK DATE	INVOICE AMOUNT	DISCOUNT	CHECK NO	CHECK STATUS	CHECK AMOUNT
00725	SMART & FINAL Beverages - PL	R	8/02/2023	99.91		050600		99.91
00216	Southern California Gas Co. Acct#00801443003	R	8/02/2023	276.29		050601		276.29
00048	STATE OF CALIFORNIA State Water Plan Payment	R	8/02/2023	914,971.00		050602		914,971.00
06064	T-Mobile Acct#987771959	R	8/02/2023	112.45		050603		112.45
00825	USA BLUEBOOK Bib Overalls - LAB	R	8/02/2023	155.01		050604		155.01
1	I-000202308012217 NORDING, BERNDT US REFUND	R	8/02/2023	194.24		050605		194.24
1	I-000202308012218 ELIZALDE, CHRISTOPHE US REFUND	R	8/02/2023	2.29		050606		2.29
1	I-000202308012219 WHITAKER, BRIAN US REFUND	R	8/02/2023	11.41		050607		11.41

* * T O T A L S * *	NO	INVOICE AMOUNT	DISCOUNTS	CHECK AMOUNT
REGULAR CHECKS:	99	1,131,076.66	0.00	1,131,076.66
HAND CHECKS:	0	0.00	0.00	0.00
DRAFTS:	11	1,889,391.61	0.00	1,889,391.61
EFT:	0	0.00	0.00	0.00
NON CHECKS:	0	0.00	0.00	0.00
VOID CHECKS:	0	VOID DEBITS 0.00		
		VOID CREDITS 0.00	0.00	

TOTAL ERRORS: 0

VENDOR SET: 01 BANK: AP TOTALS:	NO	INVOICE AMOUNT	DISCOUNTS	CHECK AMOUNT
	110	3,020,468.27	0.00	3,020,468.27
BANK: AP TOTALS:	110	3,020,468.27	0.00	3,020,468.27
REPORT TOTALS:	110	3,020,468.27	0.00	3,020,468.27

Adjudication Charge Fund Account

Publication of check register is in compliance with Section 53065.6 of the Government Code which requires the District to disclose reimbursements to employees and/or directors.

Adj. Checks: 000098

Adj. Draft

Voids:



Janyne Brown , Chief Financial Officer

VENDOR I.D.	NAME	STATUS	CHECK DATE	INVOICE AMOUNT	DISCOUNT	CHECK NO	CHECK STATUS	CHECK AMOUNT
02475	Rutan & Tucker, LLP							
I-964836	Adjuscation Litigation	06/23	R	7/26/2023		3,805.19	000098	3,805.19

* * T O T A L S * *	NO	INVOICE AMOUNT	DISCOUNTS	CHECK AMOUNT
REGULAR CHECKS:	1	3,805.19	0.00	3,805.19
HAND CHECKS:	0	0.00	0.00	0.00
DRAFTS:	0	0.00	0.00	0.00
EFT:	0	0.00	0.00	0.00
NON CHECKS:	0	0.00	0.00	0.00
VOID CHECKS:	0			
VOID DEBITS		0.00		
VOID CREDITS		0.00	0.00	

TOTAL ERRORS: 0

VENDOR SET: 01	BANK: ADJ	TOTALS:	NO	INVOICE AMOUNT	DISCOUNTS	CHECK AMOUNT
			1	3,805.19	0.00	3,805.19
BANK: ADJ		TOTALS:	1	3,805.19	0.00	3,805.19
REPORT TOTALS:			1	3,805.19	0.00	3,805.19

Minutes of the Casitas Municipal Water District
Board Meeting held
July 26, 2023

1. CALL TO ORDER

President Hajas called the meeting to order at 5:00 p.m.

2. ROLL CALL

Directors Cole, Brennan, Bergen, Kaiser and Hajas are present. Also present are GM Flood, AGM Dyer and Counsel McNulty. EA Vieira is attending via Zoom.

3. PLEDGE OF ALLEGIANCE

President Hajas led the Pledge of Allegiance

4. AGENDA CONFIRMATION

The agenda was confirmed as presented

5. PUBLIC COMMENTS - Presentation on District related items that are not on the agenda
- three minute limit.

None

6. CONSENT AGENDA

6.a. Accounts Payable Report.
[Accounts Payable.pdf](#)

6.b. Minutes of the July 12, 2023 Board Meeting.
[7 12 2023 Min.pdf](#)

The consent agenda was offered by Director Kaiser, seconded by Director Bergen and adopted by the following roll call vote:

AYES:	Directors:	Cole, Brennan, Bergen, Kaiser, Hajas
NOES:	Directors:	None
ABSENT:	Directors:	None

7. ACTION ITEMS

7.a. Discussion and possible action on Casitas MWD's Draft 2023 Water Rate Study.
a. Draft study discussion regarding timing of rate adjustment and the possible impact on District finances.
b. Schedule water rates hearing for October 11, 2023.
[Board Memo Proposed Water Rates](#)

[072623.pdf ATT 1. Casitas Water Rate Study 7.7.2023.pdf ATT 2. Water Rate Notice 072623.pdf](#)

The Board discussed the proposed water rates with Directors Cole and Brennan expressed concern regarding the methodology and costs applied to the City of Ventura. Director Kaiser expressed that rates are the only way we get income while cities and counties have a variety of ways to obtain their income.

Burt Handy expressed concern regarding the cost difference for Casitas direct customers and the City of Ventura.

Betsy Cooper, AGM of Ventura Water spoke on behalf of GM Gina Dorrington who could not be in attendance. A letter had been submitted earlier this afternoon. Betsy Cooper stated that the increases in the proposed rate study do not appear to be distributed according to applicable laws. The proposed rates will limit the city's ability to purchase water and will reduce Casitas revenue. The city requests that the Casitas board reconsider the meter capacity ratios and allocating capital costs.

President Hajas explained that in his history with the district from 1977 – 1992 they ran into a similar problem on financing giant infrastructure with relatively few connections and we had the same problem with the city. We tried to work out an agreement. There are a variety of ways to work out the issues. We need to meet and talk about it. We are facing tens of millions of dollars to maintain the system and at the same time being forced by state legislature to reduce consumption. We need the city, they are our biggest customer, and people in the city of Ventura paid taxes like the rest of them did.

GM Flood added we can meet with the City and there is no urgency in scheduling a hearing now.

- 7.b. [Authorize the General Manager to sign Change Order No. 1 for Emergency Generator at Rincon Pump Plant, Specification No. 21-447, to Taft Electric Company in the amount of \\$153,204.00.](#)
[Board Memo_Emergency Generators Change Order 07_26_23.pdf COR 1.pdf](#)

On the motion of Director Cole, seconded by Director Brennan, the above recommendation was approved by the following roll call vote:

AYES:	Directors:	Cole, Brennan, Bergen, Kaiser, Hajas
NOES:	Directors:	None
ABSENT:	Directors:	None

- 7.c. [Authorize the General Manager to sign Change Order No. 5 for West and East Ojai Avenue Pipeline Replacement, Specification No. 19-411, to Burns Pacific Construction in the amount of \\$138,234.37.](#)
[W_E_Ojai Ave. Pipeline Replacement_COR No.5.pdf](#)
[West_East_Ojai Ave Pipeline Replacement Change Order](#)

[#5.pdf](#)

On the motion of Director Kaiser, seconded by Director Brennan, the above recommendation was approved by the following roll call vote:

AYES:	Directors:	Cole, Brennan, Bergen, Kaiser, Hajas
NOES:	Directors:	None
ABSENT:	Directors:	None

- 7.d. Declaration of Casitas MWD items (welder & pumps) and four vehicles (Unit #19, Unit #35, Unit #54 & Unit #72) as surplus and direct staff to dispose of the same. [Board Memo - Surplus Items ans Vehicles 072623.pdf](#)

On the motion of Director Brennan, seconded by Director Kaiser the above recommendation was approved by the following roll call vote:

AYES:	Directors:	Cole, Brennan, Bergen, Kaiser, Hajas
NOES:	Directors:	None
ABSENT:	Directors:	None

8. INFORMATION ITEMS

- 8.a. Annual Hydrology Report Water Year 2022.
[230719 - Final Annual Report WY 2022.pdf](#)
- 8.b. Hydrology Report June 2023.
[Hydrology June 2023.pdf](#)

Items were received.

9. GENERAL MANAGER COMMENTS

GM Flood reported that the district was awarded the Excellence in Financial Accounting from the GFOA for Fiscal Year 2022. Congratulations to the Board, District Staff, and CFO Brown.

The Robles Working Group will meet on August 3rd with a tour of the facility and then a meeting back at the district. Parking may be a challenge that day. August 10th FEMA is looking at the projects we are asking 75% reimbursement for.

10. BOARD OF DIRECTOR REPORTS ON MEETINGS ATTENDED

Director Brennan reported on his attendance at AWA. President Hajas also attended.

11. BOARD OF DIRECTOR COMMENTS PER GOVERNMENT CODE SECTION 54954.2(a).

Director Brennan mentioned a New York Times article on California dams and asked what our plans are relative to Camp Chaffee road if we spill. GM Flood responded that we have

two board members that have been involved with that and we have not spilled since 1998. An informational item will come back to the board.

President Hajas moved the meeting to closed session at 5:52 p.m.

12. CLOSED SESSION

- 12.a. CONFERENCE WITH LEGAL COUNSEL – EXISTING LITIGATION (Government Code Section 54956.9(a) Santa Barbara Channelkeeper v. State Water Resources Control Board, City of San Buenaventura, et al.; and City of San Buenaventura v Duncan Abbott, et al., Cross Complaint; Superior Court of the State of California, County of Los Angeles, Case No. 19STCP01176.

President Hajas moved the meeting back into open session at 6:26 p.m. with Mr. McNulty stating there was no reportable action taken.

13. ADJOURNMENT

President Hajas adjourned the meeting at 6:26 p.m.

Mary Bergen, Secretary

CASITAS MUNICIPAL WATER DISTRICT

MINUTES

Finance Committee

(this meeting was held telephonically and in-person)

DATE: August 4, 2023
TO: Board of Directors
FROM: General Manager, Michael Flood
Re: Finance Committee Meeting of July 21, 2023 at 1000 hours.

RECOMMENDATION:

It is recommended that the Board of Directors receive and file this report.

BACKGROUND AND OVERVIEW:

1. **Roll Call.**
Director Neil Cole
Director Richard Hajas
General Manager, Michael Flood
Chief Financial Officer, Janyne Brown

2. **Public Comments.**
None

3. **Board/Management comments.**
None

4. **Review of Cost Sharing Request for Rehabilitation of the Fairview Reservoir Site Access Road (unbudgeted project).**
GM Flood went over the memo for this item with the Committee.

Director Cole indicated that the rehabilitation planned may not be adequate for the longevity of the access road and suggested that additional paving occur in the upper section of the access road, particularly the area near the tanks.

Director Hajas suggested that an agreement be developed with the property owner to handle maintenance of the road in the future.

The Committee directed staff to meet with the property owner and contractor explore this further and bring this item back after that meeting has occurred.

5. **Review of Financial Statements for May 2023**
CFO Brown went over the highlights of the statements with the Committee.

6. **Review of Consumption Report for May 2023**
GM Flood went over the report with the Committee.

Director Hajas noted that it looked like the Fiscal Year demands will likely be around 8,200 Acre-Feet.

MEMORANDUM

TO: Board of Directors
From: Michael L. Flood, General Manager
RE: **Lake Casitas and Casitas Dam Spillway Operations**
Date: August 4, 2023

RECOMMENDATION:

No Action – Informational Item Only

BACKGROUND:

The Casitas Board of Directors asked that an informational item be provided by staff regarding Casitas Dam spillway operations.

This is in light of the extraordinarily wet rainy season that the Ventura River Watershed experienced in late 2022 and early 2023 resulting in an increase in lake storage by over 100,000 Acre Feet.

Lake Casitas currently stands at approximately 174,000 Acre-Feet which equates to 74% full and is predicted to be at approximately 165,000 Acre-Feet at the start of the 2023-2024 wet season.

This is within 73,000 Acre-Feet of the spillway crest elevation which is the elevation wherein the spillway would begin to pass water downstream.

DISCUSSION:

The Casitas Dam spillway is of a fixed-weir construction meaning that water will begin to flow down the spillway when a specific elevation is achieved, known as the 'spillway crest elevation'. The spillway has no means for Casitas operators to directly control its function.

The main function of the spillway is to protect Casitas Dam from overtopping, a situation where water flows over the top of the dam, a condition which can create problems with a dam's overall stability.

Casitas operations staff does have some indirect control over the increase in the elevation of Lake Casitas and thus the spillway through the operation of the Robles Diversion and Fish Passage (Robles).

Robles typically provides between 30% to 40% of the inflows into Lake Casitas and thus can cease diverting water in order to slow the rate in which Lake Casitas fills.

Historically, the Casitas Dam spillway has operated eight times since its construction and passed over 114,000 Acre-Feet downstream between the first spillway event (1978) and the last spillway event (1998).

The largest amount of water passed over the spillway occurred in the 1998 season with nearly 35,000 Acre-Feet of water being sent downstream that season.

The 2004-2005 season provided an example of the indirect control of the spillway wherein diversions were ceased and the lake elevation came close to the spillway crest elevation but did not spill.

The Casitas Dam Standard Operations Procedures Manual (April 2007 Version) calls for the following in regard to the operation of the Casitas Dam spillway (Chapter IV; Reservoir Operations; Section E - Flood Operating Criteria):

- When the elevation of Lake Casitas reaches a level within two feet of the spillway crest elevation, Casitas MWD will contact the Ventura County Watershed Protection District and advise them of this condition.
- When the elevation of Lake Casitas nears the spillway crest elevation, Casitas MWD is to issue a press release notifying the public of an impending 'spill condition'.
- Diversions are to be stopped when the spillway crest elevation is reached.

It should be noted that staff can exceed these procedures (i.e. provide notice earlier, stop diversions earlier) should conditions exist that warrant such actions.

**2022 - 2023
Ventura County Grand Jury**



Final Report

**Water Availability for Wildfires
in Ventura County
June 12, 2023**

Water Availability for Wildfires in Ventura County

SUMMARY

In the 2017 Thomas fire and the 2018 Woolsey fire, water shortages hampered firefighters' ability to protect structures. Ventura County frequently experiences conditions of low humidity, high winds and dry brush, conducive to dangerous wildland fires. Ventura County has ninety-six percent of its rural and unincorporated lands classified as very high fire zones.

The 2022-2023 Ventura County Grand Jury conducted an investigation of current protocols and procedures utilized by 15 Ventura County public water purveyors to supply adequate water for wildland fire suppression.

The Grand Jury finds that having written procedures for actions taken by public water purveyors during a Fire Weather Watch, Red Flag Warning, active fire and/or Public Safety Power Shutoffs due to wildfires is a best practice that is lacking in Ventura County.

The Grand Jury finds that most public water purveyors do not have adequate backup power in the event of disruptions due to fire damage or loss of utility power.

The Grand Jury finds that notification to Ventura County public water purveyors of impending Fire Weather Watches and Red Flag Warnings is inconsistent due to out-of-date contact lists at the Ventura County Office of Emergency Services.

The Grand Jury finds that inadequate communication between adjoining Ventura County public water purveyors limits their ability to coordinate available resources, including water transfers.

The Grand Jury finds that the cities of Fillmore, Oxnard and Ventura have not adopted language concerning brush clearance around water infrastructure that is consistent with Ventura County Fire Code.

The Grand Jury recommends that Ventura County water purveyors establish written operational procedures and training to provide for increased water supply during Fire Weather Watch, Red Flag Warning, active fire and Public Safety Power Shutoff events for purposes of firefighting.

The Grand Jury recommends that Ventura County water purveyors have on-site emergency power available for all critical water infrastructure.

The Grand Jury recommends that the Ventura County Office of Emergency Services maintain a current contact list of Ventura County water purveyors, updated at least once a year.

The Grand Jury recommends that Ventura County water purveyors establish common communication protocols with adjoining water purveyors to be able to coordinate needed actions, including water transfers.

The Grand Jury recommends that all Ventura County water purveyors establish a protocol for brush clearance around pumps, water tanks and supported infrastructure in accordance with Ventura County's Fire Code.

METHODOLOGY

The Grand Jury held interviews with Ventura County public water purveyors (hereinafter water purveyors), city and county officials and fire department officials. The Grand Jury also reviewed numerous documents in making its findings.

1. Water purveyors operating procedures, written policies and emergency response plans
2. Water purveyors, city, county and fire department websites
3. State of California Fire Code, State of California Fire Code amendments and State of California related building codes and their amendments
4. County of Ventura Fire Code, County of Ventura Fire Code amendments and County of Ventura related building codes with their amendments
5. Cities Fire Codes, Cities Fire Code amendments, Cities related building codes with their amendments
6. California Division of Drinking Water Regulations
7. California Water Code
8. National Weather Service data base
9. Local National Weather Service definitions
10. Numerous articles regarding climate change
11. State Responsibility Area Fire Hazard Severity Zones
12. Southern California Edison information regarding Public Safety Power Shutoff
13. Numerous historical articles on wildfires
14. Articles on Wildland-Urban Interface
15. After-action reports on the Thomas and Woolsey wildfires
16. US EPA Incident Action Checklists for Water Utilities
17. Public Safety Power Shutoff and Wildfire Information for Public Water Systems
18. US EPA Water Storage Tank time of water in water storage tanks
19. FCC Wireless Priority Service for cell phone priority in emergencies
20. Government Emergency Telecommunications Network for landline phone priority in emergencies
21. CalWARN network

BACKGROUND

Between 1972 and 2018, California experienced a fivefold increase in annual burned area, with several extremely large and destructive Wildland-Urban Interface (WUI) wildfires. (Ref-01, Att-01) WUI areas are defined as the location where structures and communities “meet or intermingle” with undeveloped wildland. WUI fires occur when fuels are critically dry, weather is warm, humidity is low and sustained high speed winds are prevalent. (Ref-01, Ref-02, Ref-03, Ref-04, Att-02)

In 2017, wildland fires destroyed 6200 homes and killed 44 people in California. Additionally in 2018, 14,000 homes were destroyed killing 85 people, which resulted in an estimated loss of \$15-19 billion. (Ref-03)

Ventura County has experienced numerous large destructive WUI fires between 2003 and 2018, punctuated by the 2017 Thomas Fire and the 2018 Woolsey Fire (Ref-05, Att-03). Ventura Counties wildland fires from 1965 thru 2015 are displayed in Attachment-04. (Ref-06)

Ventura County consists of 1,223,000 acres area that includes approximately 574,000 acres of national forest land (47%), approximately 528,000 acres of rural land and unincorporated land (43%) and approximately 121,000 acres of urban development (10%). (Ref-07) Ninety-six percent of the rural and unincorporated land of Ventura County is classified as a very high fire hazard zone. (Ref-08, Ref-09, Ref-11, Att-05)

The National Weather Service (NWS) provides advisories of impending atmospheric conditions conducive to generation of wildland fires. When these conditions are predicted, a Fire Weather Watch (FWW) advisory is issued between 24 and 72 hours in advance. A Red Flag Warning (RFW) is then issued when these conditions are present. For the last 10 years, the average annual occurrence of FWWs and RFWs combined is 5.5 times per year, each occurrence averaging 3 days in length, for a total of 16.5 days per year. (Ref-02, Ref-10, Att-02, Att-06)

When a FWW or a RFW advisory occurs, some Ventura County water purveyors that store and distribute water are contacted by the Ventura County Office of Emergency Services (OES). Other water purveyors monitor the weather or have direct contact with the NWS to be notified when a FWW or RFW condition occurs or is imminent. However, some Ventura County water purveyors are not advised by either the NWS or OES regarding impending extreme weather conditions. (Ref-11)

When a FWW advisory is issued by the NWS, water purveyors generally initiate procedures preparing their water infrastructure and water storage for potential use in suppression of wildfires. Under RFW conditions, the water purveyors may give priority in storage and distribution of water to firefighting over drinking water quality, raising the quantity of water in storage tanks. (Ref-11). If no wildfire occurs, aging water in storage tanks may degrade in quality, requiring water purveyors to

flush the aging water or give special notice to consumers to take measures to maintain water safe for consumption. (Ref-11, Ref-12, Ref-13)

Generally, water purveyors monitor and regulate the flow of water through wells, pumps, and water storage tanks/reservoirs using Supervisory Control and Data Acquisition (SCADA) computer systems. (Ref-11) These systems depend upon constant reliable electrical power, which can be disrupted by the effects of a wildfire or a Public Safety Power Shutoff (PSPS) by the electrical provider. (Ref-14)

In case of electrical power loss, water purveyors can utilize batteries and generators to provide emergency backup power to their SCADA systems, pumps, wells and other water infrastructure. (Ref-15, Ref-16, Ref-17) This allows the water purveyors to continually provide water for customer consumption and fire suppression after fire damage to electrical systems or temporary shutdown of electrical power. (Ref-11, Ref-14)

In response to FWW and/or RFW, water purveyors generally adjust their water system operations, increasing water flow rates, water storage in tanks and reservoirs for the potential use in wildfire fighting. Water purveyors have a varied range of time to fill their water storage tanks from a few hours to three days if completely dry. The average time is 4 to 8 hours depending on levels maintained during normal operating conditions. Due to the speed wildfires are capable of traveling, some water purveyors start filling water storage tanks during the FWW. (Ref-11, Ref-18, Ref-19)

In general, Ventura County water purveyors lack established common communication protocols to coordinate needed resources among the purveyors, including water transfers. (Ref-11)

In the last 20 years, Ventura County has experienced seven major wildfires. (Ref-04, Att-03) The 2017 Thomas and 2018 Woolsey wildfires challenged water purveyors' ability to keep water sufficiently supplied to firefighters because of a loss of power to water infrastructure, coupled with the speed and size of the wildfires. (Ref-18, Ref-19, Ref-20)

Not all Ventura County water purveyors who are governed by the Ventura County Fire Code keep dry fuels away from pumps and wells, violating Ventura County Ordinance 32 Section 4907.8 The code states: "clearance requirements... shall apply to communication site towers and their support Buildings; required fire protection water supplies including water tanks, water supply pumps and pump houses; and any other utility Structure as required by the Fire Code Official." (Ref-21)

DISCUSSION (Statements of Fact)

- SF-01.** The United States Environmental Protection Agency (US EPA) and the California State Water Board have published guidelines for water purveyors recommending preparations for wildfires, including increased water storage, reliable power and personnel training. (Ref-22, Ref-23, Ref-24)
- SF-02.** During an RFW, all water purveyors surveyed increase the water level in storage tanks. (Ref-11)
- SF-03.** When a fast-moving wildfire increases in size and water storage tanks do not have adequate supply for firefighting, hydrants may run out of water. (Ref-18, Ref-19, Ref-20)
- SF-04.** During past Ventura County wildfires, firefighters have experienced hydrants that have run dry. (Ref-11, Ref-15, Ref-19, Ref-20)
- SF-05.** For the last ten years, the average number of days that Ventura County has been under Fire Weather Watch (FWW) is 5.5 days, with an average duration of one day. (Ref-10, Att-06)
- SF-06.** For the last ten years, the average number of days that Ventura County has been under Red Flag Warning (RFW) is 11 days, with an average duration of two days. (Ref-10, Att-06)
- SF-07.** One of fifteen water purveyors surveyed have written response procedures for FWW notification and RFW notification. (Ref-11)
- SF-08.** Four of fifteen water purveyors surveyed have written response procedures for an active fire. (Ref-11)
- SF-09.** One of fifteen water purveyors surveyed have written response procedures for PSPS notifications. (Ref-11)
- SF-10.** Two out of fifteen water purveyors surveyed have formal written training procedures to follow when preparing for FWW, RFW, active fire or PSPS scenarios. (Ref-11, Ref-16)
- SF-11.** Five out of fifteen water purveyors surveyed have permanent backup power to all their critical water infrastructure. (Ref-11)
- SF-12.** Five out of fifteen water purveyors surveyed have SCADA systems with emergency battery and backup power. (Ref-11)
- SF-13.** The US EPA's published guidelines for wildfire preparation include establishing shared communication protocols with neighboring utilities. (Ref-22, Ref-24)

- SF-14.** Three of fifteen water purveyors surveyed have a common radio protocol with adjoining water purveyors to coordinate needed actions and rapid water supply transfers. (Ref-11, Ref-17)
- SF-15.** Contact lists used by Ventura County OES, currently supplied by the Association of Water Agencies, are out of date by two years. (Ref-11, Ref-25)
- SF-16.** Six of fifteen water purveyors surveyed have enrolled their employees in the FCC Wireless Priority Service (WPS) for cell phone priority in emergencies. (Ref-26)
- SF-17.** Enrolling in the Government Emergency Telecommunication System (GETS) provides subscribers with priority access to landline telephone networks in emergency situations. (Ref-27)
- SF-18.** Three of fifteen water purveyors surveyed are members of California Water/Wastewater Agency Response Network (CalWARN) which is a mutual aid network that provides emergency resources statewide. (Ref-28)
- SF-19.** The Ventura County Fire Code applies to all local jurisdictions which contract with Ventura County Fire for their fire department service. (Ref-11, Ref-21)
- SF-20.** The cities of Fillmore, Oxnard and Ventura have their own fire departments and have not adopted the Ventura County Fire Code. (Ref-11, Ref-29, Ref-30, Ref-31)
- SF-21.** Two water purveyors surveyed are not subject to Ventura County Fire Code requirements that address brush clearance around water tanks, water supply pumps, pump houses and related infrastructure. (Ref-11, Ref-21)

FINDINGS

- F-01.** The Grand Jury finds that an adequate supply of water is essential for successful suppression of wildfires. (SF-01, SF-02, SF-03, SF-04)
- F-02.** The Grand Jury finds that the limited number of Fire Weather Watch (FWW) advisories amplifies the importance of establishing written procedures, protocols and training. (SF-01, SF-05, SF-07, SF-10)
- F-03.** The Grand Jury finds that written procedures for actions taken by water purveyors during a Fire Weather Watch event is a best practice that is lacking in Ventura County. (SF-01, SF-05, SF-07, SF-10)
- F-04.** The Grand Jury finds that the limited number of Red Flag Warning (RFW) events amplifies the importance of establishing written procedures, protocols, and training. (SF-01, SF-06, SF-07, SF-10)

- F-05.** The Grand Jury finds that written procedures for actions taken by water purveyors during a Red Flag Warning event is a best practice that is lacking in Ventura County. (SF-01, SF-06, SF-07, SF-10)
- F-06.** The Grand Jury finds that written procedures for actions taken by water purveyors during an active fire event is a best practice that is lacking in Ventura County. (SF-01, SF-08, SF-10)
- F-07.** The Grand Jury finds that written procedures for actions taken by water purveyors during Public Safety Power Shutoff (PSPS) events is a best practice that is lacking in Ventura County. (SF-01, SF-09, SF-10)
- F-08.** The Grand Jury finds that backup power to critical infrastructure is not always available. (SF-01, SF-11)
- F-09.** The Grand Jury finds that SCADA systems are not equipped with backup power in all instances. (SF-01, SF-12)
- F-10.** The Grand Jury finds that inadequate communication between adjoining water purveyors limits the ability to coordinate needed actions such as available water transfers. (SF-13, SF-14)
- F-11.** The Grand Jury finds that notification to water purveyors of FWWs and RFWs is inconsistent due to out-of-date contact lists. (SF-13, SF-15)
- F-12.** The Grand Jury finds that enrolling in GETS and WPS would allow Ventura County water purveyors priority access to landline and cellular telephone networks in emergency situations. (SF-16, SF-17)
- F-13.** The Grand Jury finds that enrolling in CalWARN would allow Ventura County water purveyors access to statewide resources. (SF-18)
- F-14.** The Grand Jury finds that Ventura County Fire Code section 4907.8 regarding brush clearance around water tanks, water supply pumps, pump houses and related infrastructure applies to all rural and unincorporated communities, and all cities except Fillmore, Oxnard and Ventura. (SF-19, SF-20, SF-21)

RECOMMENDATIONS

- R-01.** The Grand Jury recommends that water purveyors establish written operational procedures and training to provide for increased water supply for fire flow during FWWs, RFWs, active fires and PSPS. (F-01, F-02, F-03, F-04, F-05, F-06, F-07)
- R-02.** The Grand Jury recommends that water purveyors have emergency power on site for all critical water infrastructure including SCADA systems. (F-08, F-09)
- R-03.** The Grand Jury recommends that water purveyors establish common communication protocols with adjoining water purveyors to coordinate needed actions, including water transfers during active fires. (F-10)
- R-04.** The Grand Jury recommends that Ventura County Sheriff's OES develop a current contact list of water purveyors, updated at least once a year. (F-11)
- R-05.** The Grand Jury recommends that water purveyors enroll their employees in the FCC Wireless Priority Service (WPS) providing cell phone priority in emergencies. (F-12)
- R-06.** The Grand Jury recommends that water purveyors enroll in the Government Emergency Telecommunications System (GETS) providing landline phone priority in emergencies. (F-12)
- R-07.** The Grand Jury recommends that all water purveyors enroll in CalWARN, a network of water and wastewater agencies that can provide emergency resources. (F-13)
- R-08.** The Grand Jury recommends that all water purveyors provide brush clearance around water tanks, water supply pumps, pump houses and related infrastructure. (F-14)
- R-09.** The Grand Jury recommends that Ventura City Fire Department, Oxnard Fire Department and Fillmore Fire Department adopt the Ventura County standard for brush clearance around water tanks, water supply pumps, pump houses and related infrastructure. (F-14)

RESPONSES

Responses required from:

The following elected officer within 60 days:

Ventura County Sheriff (F-11, R-04)

The following governing bodies within 90 days:

Camrosa Water District, Board of Directors (F-01, F-02, F-03, F-04, F-05, F-06, F-07, F-08, F-09, F-10, F-12, F-13, F-14, R-01, R-02, R-03, R-05, R-06, R-07, R-08)

Casitas Municipal Water District, Board of Directors (F-01, F-02, F-03, F-04, F-05, F-06, F-07, F-08, F-09, F-10, F-12, F-13, F-14, R-01, R-02, R-03, R-05, R-06, R-07, R-08)

City of Camarillo, City Council (F-01, F-02, F-03, F-04, F-05, F-06, F-07, F-08, F-09, F-10, F-12, F-13, F-14, R-01, R-02, R-03, R-05, R-06, R-07, R-08)

City of Fillmore, City Council (F-01, F-02, F-03, F-04, F-05, F-06, F-07, F-08, F-09, F-10, F-12, F-13, F-14, R-01, R-02, R-03, R-05, R-06, R-07, R-08, R-09)

City of Oxnard, City Council (F-14, R-09)

City of Santa Paula, City Council (F-01, F-02, F-03, F-04, F-05, F-06, F-07, F-08, F-09, F-10, F-12, F-13, F-14, R-01, R-02, R-03, R-05, R-06, R-07, R-08)

City of Simi Valley, City Council (F-01, F-02, F-03, F-04, F-05, F-06, F-07, F-08, F-09, F-10, F-12, F-13, F-14, R-01, R-02, R-03, R-05, R-06, R-07, R-08)

City of Thousand Oaks, City Council (F-01, F-02, F-03, F-04, F-05, F-06, F-07, F-08, F-09, F-10, F-12, F-13, F-14, R-01, R-02, R-03, R-05, R-06, R-07, R-08)

City of Ventura, City Council (F-01, F-02, F-03, F-04, F-05, F-06, F-07, F-08, F-09, F-10, F-12, F-13, F-14, R-01, R-02, R-03, R-05, R-06, R-07, R-08, R-09)

Meiners Oaks Water District, Board of Directors (F-01, F-02, F-03, F-04, F-05, F-06, F-07, F-08, F-09, F-10, F-12, F-13, F-14, R-01, R-02, R-03, R-05, R-06, R-07, R-08)

Triunfo Water & Sanitation District, Board of Directors (F-01, F-02, F-03, F-04, F-05, F-06, F-07, F-08, F-09, F-10, F-12, F-13, F-14, R-01, R-02, R-03, R-05, R-06, R-07, R-08)

Ventura County Board of Supervisors (F-01, F-02, F-03, F-04, F-05, F-06, F-07, F-08, F-09, F-10, F-12, F-13, F-14, R-01, R-02, R-03, R-05, R-06, R-07, R-08)

Ventura River Water District, Board of Directors (F-01, F-02, F-03, F-04, F-05, F-06, F-07, F-08, F-09, F-10, F-12, F-13, F-14, R-01, R-02, R-03, R-05, R-06, R-07, R-08)

REFERENCES

- Ref-01** Williams, A. P., Abatzoglou, J. T., Gershunov, A., Guzman-Morales, J., Bishop, D. A., Balch, J. K., & Lettenmaier, D. P. (2019). Observed impacts of anthropogenic climate change on wildfire in California. *Earth's Future*, 7(8), 892–910. <https://doi.org/10.1029/2019ef001210> retrieved May 22, 2023
- Ref-02** National Weather Service, Forecast Office Los Angeles/Oxnard, Fire Weather Watch
https://www.wrh.noaa.gov/lox/office/brochures/lox_firewx_brochure.pdf retrieved May 19, 2023
- Ref-03** Wildland-Urban Interface (WUI) Fire Data Collection on Parcel Vulnerabilities <https://www.nist.gov/programs-projects/wildland-urban-interface-wui-fire-data-collection-parcel-vulnerabilities> retrieved May 19, 2023
- Ref-04** NWS WFO Los Angeles/Oxnard, Red Flag Criteria
https://www.wrh.noaa.gov/lox/fire_weather/redflag.pdf retrieved May 20, 2023
- Ref-05** Ventura County 2040 General Plan (September 2020), Chapter 11, figure 11-08, section 11.2, page 11-37
https://docs.vcrma.org/images/pdf/planning/plans/VCGPU_11_Adopted_Hazards_Safety_September_2020.pdf#11-08 retrieved May 20, 2023
- Ref-06** Ventura County 2040 General Plan (September 2020), Chapter 11, figure 11-10, section 11.3, page 11-48
https://docs.vcrma.org/images/pdf/planning/plans/VCGPU_11_Adopted_Hazards_Safety_September_2020.pdf#11-10 retrieved May 20, 2023
- Ref-07** Ventura County 2040 General Plan Update (September 2020), Background Report
https://docs.vcrma.org/images/pdf/planning/plans/Background_Report_-_All_Sections.pdf#1123 retrieved May 19, 2023
- Ref-08** Proposed map classifies 96% of rural Ventura County in 'very high' fire zone, Ventura County Star, January 1, 2023, by Cheri Carlson
<https://www.vcstar.com/story/news/local/2023/01/13/california-wildfires-map-rural-ventura-county-very-high-fire-risk/69785732007/> retrieved May 19, 2023

- Ref-09** State Responsibility Area Fire Hazard Severity Zones (map), Ventura County, November 21, 2022
https://osfm.fire.ca.gov/media/4kmf21h5/fhsz_county_sra_11x17_2022_ventura_ada.pdf retrieved May 19, 2023
- Ref-10** Akrherz@iastate.edu, D. H. (n.d.). *IEM :: NWS warning search by point or county/zone*. Iowa Environmental Mesonet.
<https://mesonet.agron.iastate.edu/vtec/search.php#eventsbypoint/-93.6530/41.5300> retrieved May 19, 2023
- Ref-11** Interviews
- Ref-12** Drinking water storage tank assessment study protocol. (n.d.-a).
<https://www.epa.gov/sites/default/files/2021-05/documents/storage-tank-spreadsheet-assessment-protocol.pdf> retrieved May 19, 2023
- Ref-13** Wheeler, M. (2017, December 5). *City of Ventura advising residents to boil water before using due to Thomas Fire*. KERO 23 ABC News Bakersfield. <https://www.turnto23.com/news/local-news/city-of-ventura-advising-residents-to-boil-water-before-using-due-to-thomas-fire#:~:text=The%20city%20of%20Ventura%20sent%20out%20a%20press,drinking%20and%20cooking%20purposes%20as%20a%20safety%20precaution.%22> retrieved May 19, 2023
- Ref-14** Scanning. (n.d.-c).
https://download.newsroom.edison.com/create_memory_file/?f_id=60677314b3aed3396d46711f&content_verified=True retrieved May 19, 2023
- Ref-15** Los Angeles Times. (2018, November 13). *As toll mounts from Malibu to Thousand Oaks, how did The Woolsey fire become a monster?*. Los Angeles Times. <https://www.latimes.com/local/lanow/la-me-woolsey-fire-spread-20181113-story.html> retrieved May 19, 2023
- Ref-16** Options for Consideration in the Face of Wildfires and Public Safety Power Shutoff 2020, San Diego Gas and Electric, Southern California Edison, Pacific Gas and Electric Company
https://www.waterboards.ca.gov/drinking_water/certlic/drinkingwater/docs/pmps_wildfire/pws_pmps_options_2020.pdf retrieved May 19, 2023
- Ref-17** Water sector utility incident action checklist – wildfire - US EPA. (n.d.-d). <https://www.epa.gov/system/files/documents/2022-03/220218-incident-action-checklist-wildfires.pdf> retrieved May 19, 2023

- Ref-18** Gabbert, B. (2019, August 26). *Thomas Fire causes evacuations near Santa Paula, California*. Wildfire Today. <https://wildfiretoday.com/2017/12/04/thomas-fire-causes-evacuations-near-santa-paula-california/>, retrieved May 19, 2023
- Ref-19** After Action Review of the Woolsey Fire Incident. (n.d.-a). <https://file.lacounty.gov/SDSInter/bos/supdocs/144968.pdf#67>, retrieved May 19, 2023
- Ref-20** Los Angeles Times. (2018a, January 8). *Scanning*. Los Angeles Times. <https://www.latimes.com/local/lanow/la-me-fire-hydrants-not-working-venturs-20171205-story.html>, retrieved May 19, 2023
- Ref-21** *Scanning*. Viewer - Primegov Portal. (n.d.). <https://ventura.primegov.com/portal/viewer?id=305229&type=2> retrieved May 19, 2023
- Ref-22** Environmental Protection Agency. (n.d.). *Scanning*. EPA. <https://www.epa.gov/waterutilityresponse/incident-action-checklists-water-utilities> retrieved May 19, 2023
- Ref-23** California State Water Resources Control Board. (n.d.). *Public Safety Power Shutoff and wildfire information for Public Water Systems*. SWRCB.gov. https://www.waterboards.ca.gov/drinking_water/certlic/drinkingwater/pspwildfire.html retrieved May 19, 2023
- Ref-24** Is your water or wastewater system prepared? what you need to know ... (n.d.-d). <https://www.epa.gov/sites/production/files/2016-03/documents/waterwastewatersystemgeneratorpreparedness.pdf> retrieved May 19, 2023
- Ref-25** Association of Water Agencies, Ventura County, Members Directory, County Water Districts <https://www.awavc.org/about-us/members/20-county-water-districts> retrieved May 19, 2023
- Ref-26** *Wireless Priority Service (WPS)*. Federal Communications Commission. (n.d.). <https://www.fcc.gov/general/wireless-priority-service-wps> retrieved May 20, 2023
- Ref-27** *Government Emergency Telecommunications Service (GETS)*. Federal Communications Commission. (n.d.). <https://www.fcc.gov/general/government-emergency-telecommunications-service> retrieved May 20, 2023

- Ref-28** Calwarn. CALWARN. (n.d.). <https://www.calwarn.org/> retrieved May 20, 2023
- Ref-29** Municode Library. (n.d.). https://library.municode.com/ca/fillmore/codes/code_of_ordinances?nodeId=TIT5BUCO_CH5.04COFIPRCOAM_5.04.060CAFICO&showChanges=true retrieved May 22, 2023
- Ref-30** American Legal Publishing. (n.d.). https://codelibrary.amlegal.com/codes/oxnard/latest/oxnard_ca/0-0-0-49799 retrieved May 22, 2023
- Ref-31** Viewer – Primegov Portal. (n.d.). <https://ventura.primegov.com/portal/viewer?id=305229&type=2> retrieved May 22, 2023

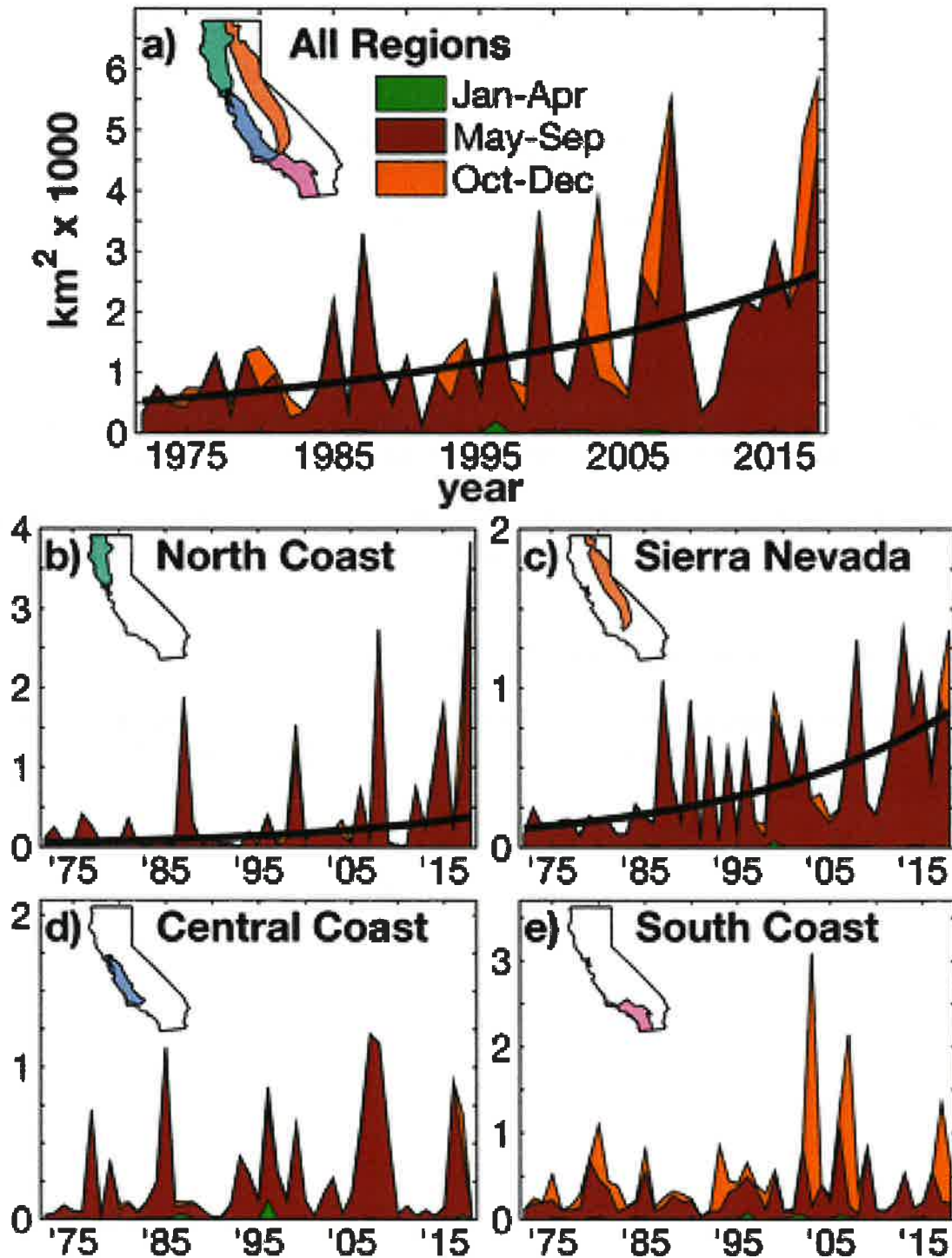
GLOSSARY

<u>TERM</u>	<u>DEFINITION</u>
CalWARN	California Water/Wastewater Agency Response Network
FCC	Federal Communications Commission
FWW	Fire Weather Watch
GETS	Government Emergency Telecommunications System
NWS	National Weather Service
OES	(Ventura County) Office of Emergency Services
PSPS	Public Safety Power Shutoff
RFW	Red Flag Warning
SCADA	Supervisory Control And Data Acquisition
US EPA	United States Environmental Protection Agency
WFO	Weather Forecast Office
WPS	Wireless Priority Service
WUI	Wildland Urban Interface

ATTACHMENTS

- Att-01.** Seasonal and annual burned areas in California for 1972–2018
- Att-02.** Red Flag Criteria (Los Angeles/Oxnard)
- Att-03.** Ventura County Major Fire Perimeters, last 20 years
- Att-04.** Wildfires History Map
- Att-05.** Ventura County Fire Hazard Severity Zones
- Att-06.** FWWs and RFWs in Ventura County, last 10 years

Attachment-01



Seasonal and annual burned areas in California for 1972–2018

Source: Ref-01

Attachment-02

Los Angeles/Oxnard National Weather Service Criteria

Red Flag Criteria

Weather Forecast Office (WFO)

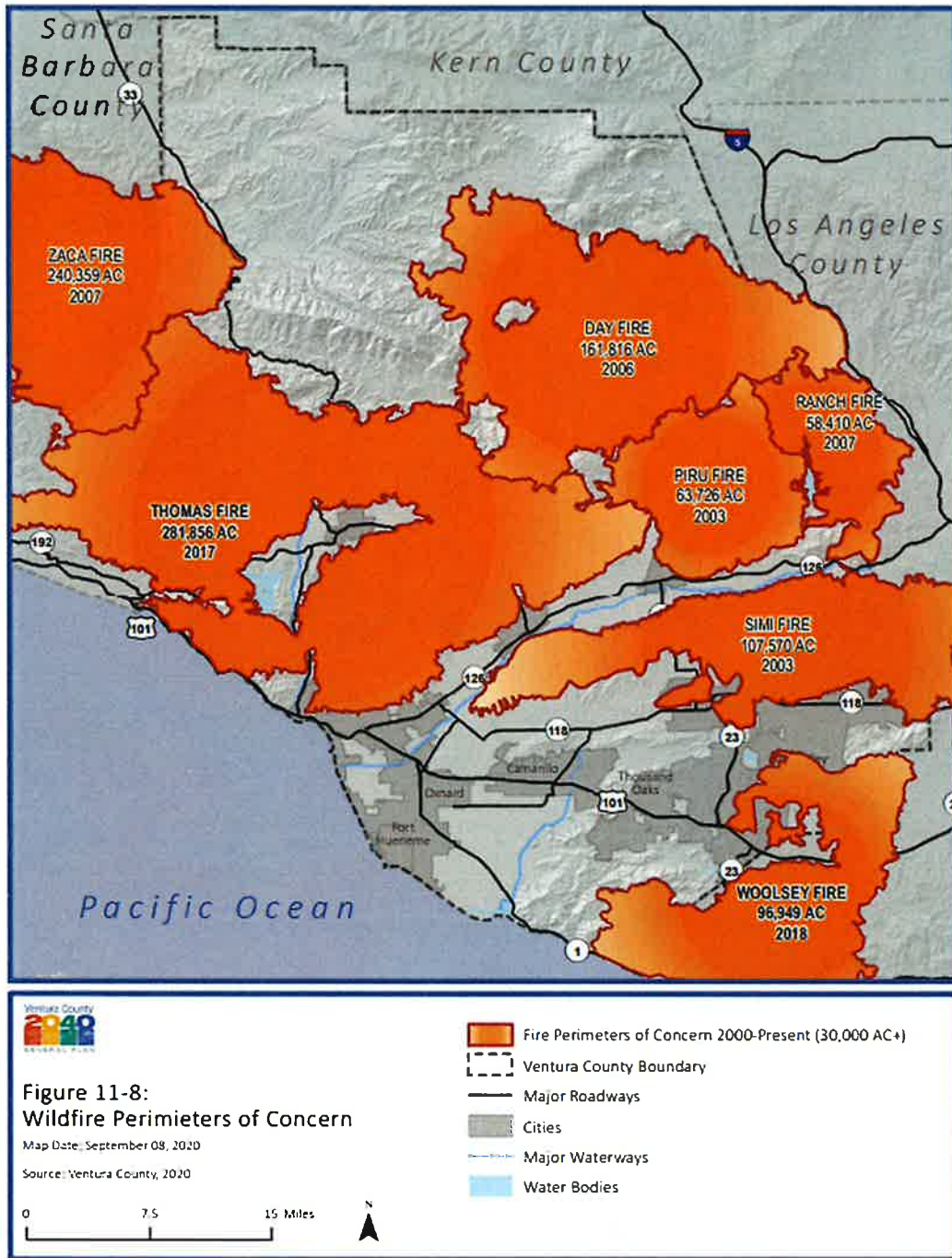
Los Angeles/Oxnard

Red Flag Criteria requires dry fuels and any one of the following:

1. Relative Humidity 13 percent or less with either sustained winds 25 mph or greater or frequent gusts 35 mph or greater (duration of 6 hours or more)
2. Relative Humidity 10 percent or less with either sustained winds 15 mph or greater or frequent gusts 25 mph or greater (duration of 6 hours or more)
3. Widespread and/or significant Dry Lighting
4. Other (forecaster discretion) unusual but significant metrological and/or fuel conditions in coordination with Geographic Area Coordination Centers (GACC) or local agency

Source: Ref-04

Attachment-03

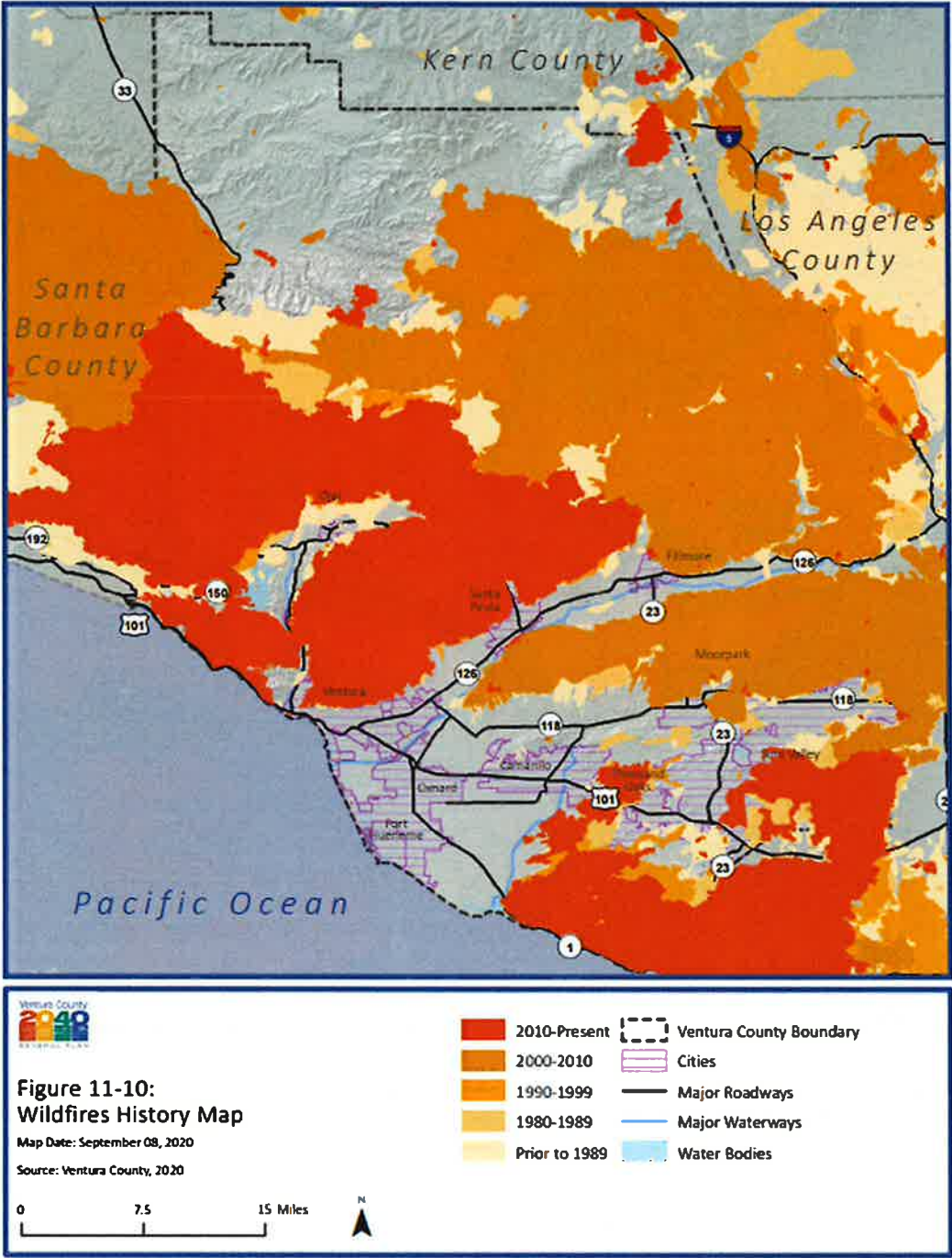


September 2020

Section 11.2: Flood Hazards
 11-37

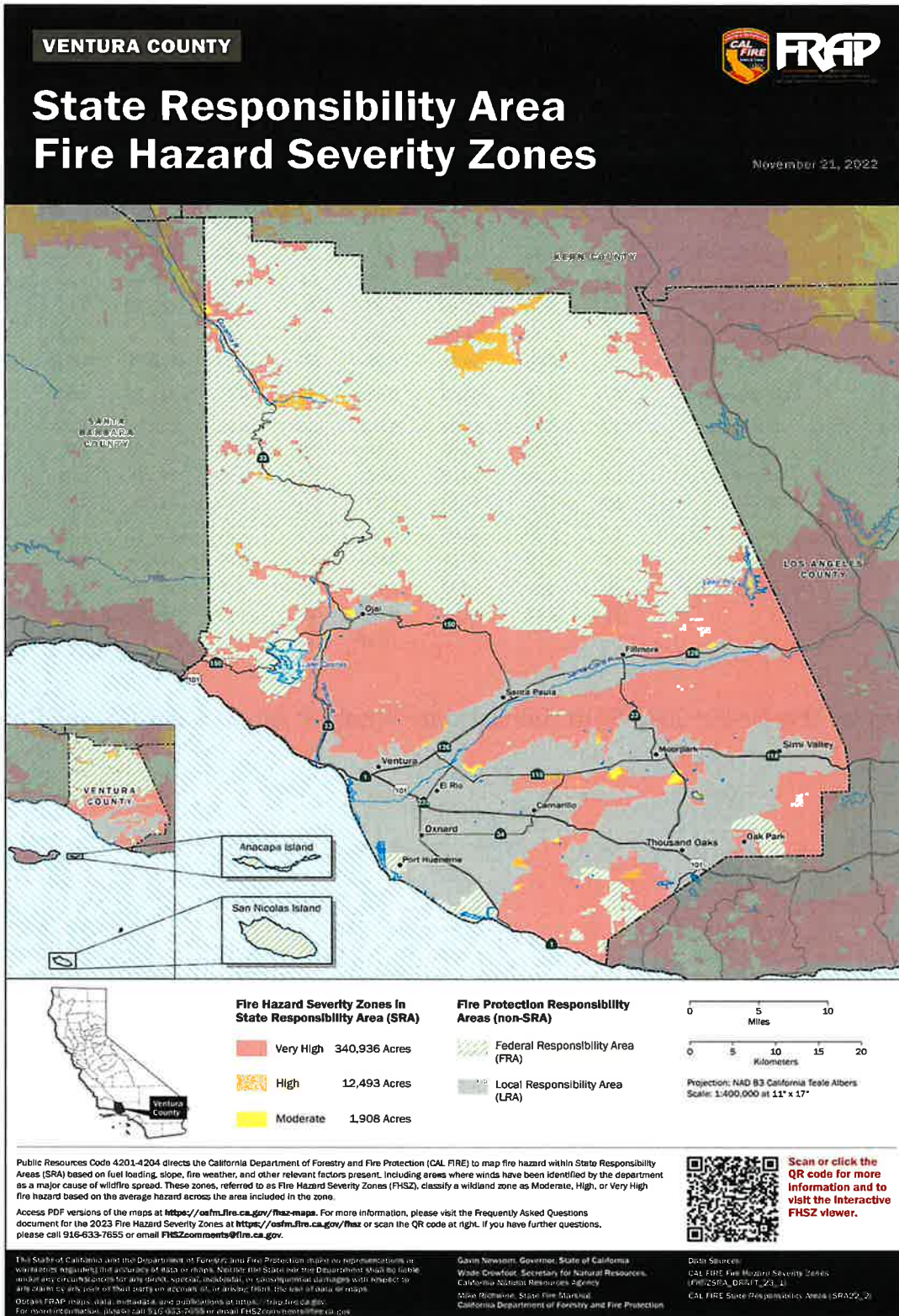
Source: Ref-05

Attachment-04



Source: Ref-06

Attachment-05



Source: Ref-09

Attachment-06

Agency	Location of agency	# of Fire Weather Watch Alerts	10 Year Avg Fire Weather Watch Alerts	Total number of Fire Weather Watch days	Avg # of Days per Fire Weather Watch Alert	Number of Red Flag Warnings	10 Year Average Red Flag Warnings	Total number of Red Flag Warning days	Avg # of Days per Red Flag Warning Alert	Longitude	latitude
Camarillo Water	Camarillo	45	4.50	47.05	1.05	49	4.90	84.26	1.72	34.2164	-119.0376
Ventura County WWD #19	Somis	45	4.50	47.05	1.05	49	4.90	84.26	1.72	34.2584	-118.9956
Meiners Oaks WD	Meiners Oaks	54	5.40	53.07	0.98	56	5.60	109.46	1.95	34.4480	-119.2429
Upper Ventura WD	Ojai	54	5.40	53.07	0.98	56	5.60	109.46	1.95	34.4291	-119.2974
Ventura County WWD# 17	Bell Canyon	57	5.70	56.03	0.98	59	5.90	112.75	1.91	34.2081	-118.6875
Camrosa WD	Santa Rosa Valley	57	5.70	56.03	0.98	59	5.90	112.75	1.91	34.2456	-118.9011
Fillmore Water	Fillmore	57	5.70	56.03	0.98	59	5.90	112.75	1.91	34.3992	-118.9182
Ventura County WWD # 38	Lake Sherwood	57	5.70	56.03	0.98	59	5.90	112.75	1.91	34.1261	-118.8880
Ventura County WWD#1	Moorpark	57	5.70	56.03	0.98	59	5.90	112.75	1.91	34.2856	-118.8820
Triunfo WD	Oak Park	57	5.70	56.03	0.98	59	5.90	112.75	1.91	34.1751	-118.7580
Santa Paula Water	Santa Paula	57	5.70	56.03	0.98	59	5.90	112.75	1.91	34.3542	-119.0593
Simi Valley WWD #8	Simi Valley	57	5.70	56.03	0.98	59	5.90	112.75	1.91	34.2694	-118.7815
Thousand Oaks Water	Thousand Oaks	57	5.70	56.03	0.98	59	5.90	112.75	1.91	34.1811	-118.9110
Ventura Water	Ventura	57	5.70	56.03	0.98	59	5.90	112.75	1.91	34.2914	-119.2259
Trunfo WD	Westlake Village	59	5.9	58.32	0.99	59	5.9	107.07	1.81	34.1438	-118.7996
Average		55	5.51	54.59	0.99	57	5.73	108.13	1.88		
Average Total Days					5.47				10.79	16.26	

Compiled by the Grand Jury from the National Weather Service data base (Ref-10)



August 9, 2023

The Honorable Kevin G. DeNoce
Presiding Judge
Superior Court of California, Ventura
County
800 South Victoria Avenue
Ventura, CA 93003

Mr. Keith Frost
Foreperson
Ventura County Grand Jury
800 South Victoria Avenue
Ventura, CA 93009

Subject: Casitas MWD Response to the 2022-2023 Ventura County Grand Jury Report, Entitled “Water Availability for Wildfires in Ventura County”

Honorable Judge DeNoce:

In accordance with section 933.06 of the California penal code, the responses from the Casitas Municipal Water District to the 2022-2023 Ventura County Grand Jury Report, referenced above, is hereby submitted as attached.

By way of email, copies of the responses are provided to the Ventura County Clerk, to Superior Court Jury Services, and to the Foreperson of the 2022-2023 Ventura County Grand Jury. We understand that Ventura County will provide copies to the State Archives.

Should you have any questions regarding this matter, please contact me at 805-649-2251 ext. 111 or mflood@casitaswater.com.

Respectfully submitted,

Michael Flood
General Manager

Attachment: Casitas MWD Responses to the 2022-2023 Ventura County Grand Jury Report entitled “Water Availability for Wildfires in Ventura County”

Cc: Michelle Ascencion, County Clerk-Recorder, clerk.recorder@ventura.org
Keith Frost, Grand Jury Foreperson, keith.frost@ventura.org
Brenda McCormick, Jury Services, jury-service@ventura.courts.ca.gov



COUNTY of VENTURA

Grand Jury

800 South Victoria Avenue
Ventura, CA 93009
Tel (805) 477-1600
Fax (805) 658-4523
grandjury.countyofventura.org

Response to 2022-2023 Ventura County Grand Jury Report Form (Please See California Penal Code Section 933.05)

Report Title: Water Availability for Wildfires in Ventura County

Responding Entity: President Richard Hajas, Casitas Municipal Water District

FINDINGS

- I (we) agree with the Findings numbered: 8, 12, 13, 14
- I (we) disagree wholly or partially with the Findings numbered: 1-7, 9, 10
(Attach a statement specifying any portions of the Findings that are disputed; include an explanation of the reasons.)

RECOMMENDATIONS

- Recommendations numbered 1, 3, 5, 6, 7, 8 have been implemented.
(Attach a summary describing the implemented actions.)
- Recommendations numbered 2 have not yet been implemented but will be implemented in the future.
(Attach a summary indicating the timeframe for implementation.)
- Recommendations numbered _____ require further analysis.
(Attach an explanation to include: scope and parameters of the analysis or study and timeframe for the matter to be prepared for discussion with the agency or department head. The timeframe shall not exceed six months from the date of publication of the report.)
- Recommendations numbered _____ will not be implemented because they are not warranted or are not reasonable.
(Attach an explanation.)

Date: _____

Signed: _____

Title: _____

Number of pages attached: _____



**Attachment to Casitas Municipal Water District Response to the 2022-2023 Ventura County Grand Jury Report, Entitled “Water Availability for Fires in Ventura County”
August 9, 2023**

Findings:

F-01: The Grand Jury finds that an adequate supply of water is essential for successful suppression of wildfires.

Response: Partially Disagree. It is important to recognize there are various methods and tactics used by firefighters depending on the circumstances. For suppression of large-scale wildfires, municipal water systems are typically not the primary method of suppression. Casitas Municipal Water District (Casitas) agrees water is essential for suppression of smaller-scale fires in developed municipal areas (primarily structures and limited brush fires).

F-02: The Grand Jury finds that the limited number of Fire Weather Watch (FWW) advisories amplifies the importance of establishing written procedures, protocols and training.

Response: Partially Disagree. Apart from the number of FWW advisories, Casitas understands the importance of emergency response procedures, protocols, and training in various formats (e.g. written, scenario drills, etc).

F-03: The Grand Jury finds that written procedures for actions taken by water purveyors during a Fire Weather Watch event is a best practice that is lacking in Ventura County.

Response: Partially Disagree. Casitas does not know the extent of written procedures for other water providers in Ventura County. Casitas agrees planning for Public Safety Power Shutoff (PSPS) events and wildfire events is a best practice and has related written procedures in place. Casitas maintains an up-to-date Emergency Response Plan (ERP) as an internal guidance document, which is based on the Environmental Protection Agency’s recommended actions to prepare for and respond to a wildfire: <https://www.epa.gov/waterutilityresponse/build-wildfire-resilience#IAC>. Casitas conducts annual mandatory training on the ERP and implements periodic drills for training purposes. Casitas is a member of the Southern California Edison (SCE) Public Safety Partner portal which provides advanced notifications of weather conditions, fire conditions, and potential power outages.

F-04: The Grand Jury finds that the limited number of Red Flag Warning (RFW) events amplifies the importance of establishing written procedures, protocols, and training.

Response: Partially Disagree. Apart from the number of RFW events, Casitas understands the importance of emergency response procedures, protocols, and training in various formats (e.g. written, scenario drills, etc).

F-05: The Grand Jury finds that written procedures for actions taken by water purveyors during a Red Flag Warning event is a best practice that is lacking in Ventura County.

**Attachment to Casitas Municipal Water District Response to the 2022-2023 Ventura County Grand Jury Report, Entitled “Water Availability for Fires in Ventura County”
August 9, 2023**

Response: Partially Disagree. Casitas does not know the extent of written procedures for other water providers in Ventura County. Casitas agrees planning for Public Safety Power Shutoff (PSPS) events and wildfire events is a best practice and has related written procedures in place. Casitas maintains an up-to-date Emergency Response Plan (ERP) as an internal guidance document, which is based on the Environmental Protection Agency’s recommended actions to prepare for and respond to a wildfire: <https://www.epa.gov/waterutilityresponse/build-wildfire-resilience#IAC>. Casitas conducts annual mandatory training on the ERP and implements periodic drills for training purposes. Casitas is a member of the Southern California Edison (SCE) Public Safety Partner portal which provides advanced notifications of weather conditions, fire conditions, and potential power outages.

F-06: The Grand Jury finds that written procedures for actions taken by water purveyors during an active fire event is a best practice that is lacking in Ventura County.

Response: Partially Disagree. Casitas does not know the extent of written procedures for other water providers in Ventura County. Casitas maintains an up-to-date Emergency Response Plan (ERP) as an internal guidance document, which is based on the EPA’s recommended actions to prepare for and respond to a wildfire: <https://www.epa.gov/waterutilityresponse/build-wildfire-resilience#IAC>.

In the event of a wildfire threat, the ERP procedures include, but are not limited to, the following:

1. Monitor weather and fire conditions through various websites (NOAA, Windy, Smoke, Camera, CalFire, VC Emergency, SCE PSPS). Be aware of regional wildfires.
2. Check fuel supplies are full.
3. Verify availability of generators and fuel delivery services.
4. Verify number of P95 NIOSH respirators available.
5. Distribute vehicle radios to supervisors in operations staff. Test communication with receiver located in the designated emergency operations center.
6. Verify satellite phones are charged and available.
7. Verify the availability of two weeks’ supply of chemicals for specific water treatment facilities.
8. Confirm location of Casitas’ emergency operations center, sleeping equipment, blankets.
9. Prepare outreach materials for public information.
10. Review status of brush clearance around District facilities.

F-07: The Grand Jury finds that written procedures for actions taken by water purveyors during Public Safety Power Shutoff (PSPS) events is a best practice that is lacking in Ventura County.

Response: Partially Disagree. Casitas does not know the extent of written procedures for other water providers in Ventura County. Casitas is a member of the SCE Public Safety Partner Portal which includes planning and information regarding PSPS events to support emergency management efforts. Casitas’ written procedures include, but are not limited to:

1. Standby portable generators have been acquired as back-up for emergency pumping.
2. In the event a preliminary PSPS notification is issued by SCE, Casitas staff will make changes to system reservoir levels to provide higher storage capacity.
3. Casitas’ system can “backfeed” water into select zones of higher demand should an emergency arise which allows for increased access to stored water throughout the system.

Casitas has also developed a webpage to provide public information regarding PSPS events: <https://www.casitaswater.org/for-customers/public-safety-power-shutoff-psps>

**Attachment to Casitas Municipal Water District Response to the 2022-2023 Ventura County Grand Jury Report, Entitled “Water Availability for Fires in Ventura County”
August 9, 2023**

F-08: The Grand Jury finds that backup power to critical infrastructure is not always available.

Response: Agree. Casitas has permanent backup generators installed at some of the most critical facilities. Work is underway to install an additional permanent backup generator with financial assistance from the Federal Emergency Management Agency. Seasonal portable generators are rented and stored on-site ahead of the fire season to provide additional backup power.

F-09: The Grand Jury finds that SCADA systems are not equipped with backup power in all instances.

Response: Partially disagree. Casitas does not know the extent of backup power for other water providers in Ventura County. Casitas has permanent back up power for all critical SCADA facilities.

F-10: The Grand Jury finds that inadequate communication between adjoining water purveyors limits the ability to coordinate needed actions such as available water transfers.

Response: Partially disagree. Casitas works with the Ventura County Office of Emergency Services (OES) to coordinate communication during emergencies. In addition, a representative from Casitas attends the Association of Water Agencies (AWA) Ventura County Disaster Preparedness Subcommittee meetings, and AWA coordinates communication among various water agencies. Casitas is not aware of the communication capabilities of all adjoining water purveyors.

F-12: The Grand Jury finds that enrolling in GETS and WPS would allow Ventura County water purveyors priority access to landline and cellular telephone networks in emergency situations.

Response: Agree. Casitas has set up the following communication formats for emergencies: 1) enrolled in the Government Emergency Telecommunications System (GETS) 2) enrolled in Wireless Priority Service (WPS) to provide priority access to telecommunication lines for phones registered through the U.S. Department of Homeland Security and 3) enrolled in the Homeland Security Telecommunication Service Priority (TSP) to expedite repair of voice and data circuits. In addition, Casitas has installed HAM radio infrastructure.

F-13: The Grand Jury finds that enrolling in CalWARN would allow Ventura County water purveyors access to statewide resources.

Response: Agree. Casitas is a member of CalWARN.

F-14: The Grand Jury finds that Ventura County Fire Code section 4907.8 regarding brush clearance around water tanks, water supply pumps, pump houses and related infrastructure applies to all rural and unincorporated communities, and all cities except Fillmore, Oxnard and Ventura.

Response: Agree.

**Attachment to Casitas Municipal Water District Response to the 2022-2023 Ventura County Grand Jury Report, Entitled “Water Availability for Fires in Ventura County”
August 9, 2023**

Recommendations:

***R-01:** The Grand Jury recommends that water purveyors establish written operational procedures and training to provide for increased water supply for fire flow during FWWs, RFWs, active fires and PSPS.*

Response: Have been implemented already. Casitas has operational procedures in place for PSPS events and wildfires. Casitas maintains an internal Emergency Response Plan (ERP) based on the Environmental Protection Agency’s recommended actions to prepare for and respond to a wildfire: <https://www.epa.gov/waterutilityresponse/build-wildfire-resilience#IAC>. Casitas conducts annual mandatory training on the ERP and implements periodic drills for training purposes.

***R-02:** The Grand Jury recommends that water purveyors have emergency power on site for all critical water infrastructure including SCADA systems.*

Response: Has not yet been fully implemented but will implement in the future. Casitas has permanent generators at all critical SCADA facilities and some of the most critical water infrastructure. Casitas is working to install an additional permanent generator with financial assistance from the Federal Emergency Management Agency. Seasonal portable generators are rented and stored on-site ahead of the fire season to provide additional backup power. Relationships with equipment rental companies will be used if additional resources are required.

***R-03:** The Grand Jury recommends that water purveyors establish common communication protocols with adjoining water purveyors to coordinate needed actions, including water transfers during active fires.*

Response: Have been implemented already. Casitas and other water purveyors coordinate communications through the Ventura County Office of Emergency Services during active fires. Communication with other water purveyors can occur through the Ventura County OES, AWA Disaster Preparedness representative, and directly among water purveyors, as appropriate and accessible.

***R-05:** The Grand Jury recommends that water purveyors enroll their employees in the FCC Wireless Priority Service (WPS) providing cell phone priority in emergencies.*

Response: Have been implemented already. All cell phones owned by Casitas and provided to staff are enrolled in the wireless priority service (WPS).

***R-06:** The Grand Jury recommends that water purveyors enroll in the Government Emergency Telecommunications System (GETS) providing landline phone priority in emergencies.*

Response: Have been implemented already. Casitas has enrolled in the Government Emergency Telecommunications System (GETS) to provide priority access to telecommunication lines for phones registered through the U.S. Department of Homeland Security.

***R-07:** The Grand Jury recommends that all water purveyors enroll in CalWARN, a network of water and wastewater agencies that can provide emergency resources.*

Response: Have been implemented already. Casitas is a member of CalWARN.

**Attachment to Casitas Municipal Water District Response to the 2022-2023 Ventura
County Grand Jury Report, Entitled “Water Availability for Fires in Ventura County”
August 9, 2023**

***R-08:** The Grand Jury recommends that all water purveyors provide brush clearance around water tanks, water supply pumps, pump houses and related infrastructure.*

Response: Have been implemented already. Casitas maintains brush clearance around water tanks, water supply pumps, pump houses and related infrastructure as part of its routine maintenance activities. Routine clearance occurs up to the fence line enclosing the facility.



Casitas Municipal Water District
State Water Project - Interconnect Project Costs
As of 7/31/23

Project No:	Project Name:	Costs paid to date	Encumbered	Total Encumbered & Cost To Date
378	State Water Interconnect - Calleguas to Casitas	123,668	-	123,668
527	State Water Interconnect - Carpinteria to Casitas	2,947,601	1,110,348	4,057,950
606	State Water Interconnect - Ventura to Casitas	249,242	-	<u>249,242</u>
Project(s) Cost To Date:				<u><u>4,430,860</u></u>



Casitas Municipal Water District
CFD 2013-1 Improvement Fund - Series B

	Bonds Proceeds Received (1)	Interest Earned (2)	Expense (3)	Balance Series B (1)+(2)+(3)
2017 Subtotal	42,658,223.98	24,046.16	(36,886,093.06)	
TOTAL	42,658,223.98	24,046.16	(36,886,093.06)	5,796,177.08
2018 Subtotal	-	77,279.16	-	
TOTAL	42,658,223.98	101,325.32	(36,886,093.06)	5,873,456.24
2019 Subtotal	-	102,268.61	(1,486,814.43)	
TOTAL	42,658,223.98	203,593.93	(38,372,907.49)	4,488,910.42
2020 Subtotal	-	15,749.88	(4,404,999.69)	
TOTAL	42,658,223.98	219,343.81	(42,777,907.18)	99,660.61
2021 Subtotal	-	2.16	(99,662.60)	
TOTAL	42,658,223.98	219,345.97	(42,877,569.78)	0.17
2022 Subtotal	-	-	-	
TOTAL	42,658,223.98	219,345.97	(42,877,569.78)	0.17
2023 Subtotal	-	-	-	
TOTAL	42,658,223.98	219,345.97	(42,877,569.78)	0.17

Casitas Municipal Water District

CFD 2013-1 Improvement Fund - Series C

	Bonds Proceeds Received (1)	Interest Earned (2)	Expense (3)	Balance Series C (1)+(2)+(3)
2019 Subtotal	13,570,000.00	12,284.84	-	
TOTAL	13,570,000.00	12,284.84	-	13,582,285
2020 Subtotal	-	48,026.34	(1,362,971.53)	
TOTAL	13,570,000.00	60,311.18	(1,362,971.53)	12,267,339.65
2021 Subtotal	-	671.83	(4,812,722.59)	
TOTAL	13,570,000.00	60,983.01	(6,175,694.12)	7,455,288.89
2022 Subtotal	-	50,765.59	(3,708,377.36)	
TOTAL	13,570,000.00	111,748.60	(9,884,071.48)	3,797,677.12
2023 January		11,900.39	(404,631.59)	Project Reimbursement (Dec 2022)
February		11,090.90	(139,903.42)	Project Reimbursement (Jan 2023)
March		10,151.16	(221,789.13)	Project Reimbursement (Feb 2023)
April		10,928.48	(445,840.16)	Project Reimbursement (Mar 2023)
May		9,632.02	(24,770.87)	Project Reimbursement (Apr 2023)
June		10,270.84	(317,748.03)	Project Reimbursement (May 2023)
July		9,115.43	(229,283.28)	Project Reimbursement (June 2023)
August				
September				
October				
November				
December				
2023 Subtotal		73,089.22	(1,783,966.48)	
TOTAL	13,570,000.00	184,837.82	(11,668,037.96)	2,086,799.86

Summary of Expenses

CFD 2013-1 Improvement Fund - Series B&C

Purchase of Ojai System	34,481,628.00
Extension Contract	366,371.55
Meter Cost	2,038,093.51
Received Project reimbursements:	17,659,514.68
	54,545,607.74
	-

Total funds remaining for improvement Series B: 0.17
 Total funds remaining for improvement Series C: 2,086,799.86
 Total Funds Remaining: 2,086,800.03

Received Project reimbursements: 17,659,514.68
 Projects Cost YTD: 17,942,639.25
 Projects Pending Reimbursement: 283,124.57

Total Funds Remaining less pending Reimbursement: 1,803,675.46



**Casitas Municipal Water District
Adjudication Charge Summary Report**

	2020 July	2020 August	2020 September	2020 October	2020 November	2020 December	2021 January	2021 February	2021 March	2021 April	2021 May	2021 June	YTD
Revenue	(48,685)	(48,893)	(48,945)	(49,160)	(49,090)	(48,787)	(49,013)	(48,754)	(48,737)	(49,088)	(48,639)	(46,304)	(584,095)
Expenses													-
Legal	-	26,378	15,228	-	29,451	4,917	4,625	14,288	1,344	32,955	15,958	23,411	168,555
Other Pro Fees	-	-	-	-	-	-	20,322	14,782	-	-	7,813	82,257	125,175
Bank Fees/ Bad Debt	-	-	-	-	130	-	-	-	-	-	-	-	130
Net Total	(48,685)	(22,515)	(33,717)	(49,160)	(19,509)	(43,870)	(24,066)	(19,684)	(47,393)	(16,133)	(24,868)	59,364	(290,234)
Cash Collected	948	2,630	44,674	48,421	47,746	50,454	48,260	46,160	52,298	46,680	49,070	46,673	484,014
Cash Disbursed	-	(26,378)	(15,228)	(0)	(29,573)	(4,917)	(24,955)	(29,070)	(1,344)	(32,955)	(23,771)	(63,445)	(251,637)
Accounts Payable	-	-	-	-	(8)	-	8	-	-	-	(0)	(42,224)	(42,224)
Accounts Receivable	47,737	46,263	4,271	738	1,344	(1,667)	754	2,594	(3,561)	2,408	(431)	(369)	100,081
Net Total	48,685	22,515	33,717	49,160	19,509	43,870	24,066	19,684	47,393	16,133	24,868	(59,364)	290,235
	2021 July	2021 August	2021 September	2021 October	2021 November	2021 December	2022 January	2022 February	2022 March	2022 April	2022 May	2022 June	YTD
Revenue	(48,514)	(48,430)	(48,489)	(48,520)	(48,464)	(48,355)	(48,545)	(48,400)	(48,345)	(48,018)	(48,499)	(48,384)	(1,165,058)
Expenses													-
Legal	-	1,908	12,847	9,838	24,067	38,114	-	54,949	46,935	140,549	23,364	23,200	544,326
Other Pro Fees	-	10,122	5,718	13,835	22,554	27,345	45,786	20,995	14,643	32,509	3,525	40,547	362,753
Bank Fees/ Bad Debt	-	-	-	-	-	-	-	-	-	-	-	366	496
Net Total	(48,514)	(36,400)	(29,925)	(24,847)	(1,843)	17,104	(2,759)	27,545	13,233	125,040	(21,610)	15,729	(257,482)
Cash Collected	50,335	46,498	49,795	48,266	47,348	49,062	48,507	46,747	49,424	49,471	47,847	38,475	1,055,791
Cash Disbursed	(32,144)	(22,110)	(18,564)	(23,673)	(46,621)	(65,459)	(45,786)	(75,944)	(61,578)	(173,058)	(27,233)	(50,036)	(893,842)
Accounts Payable	32,144	10,079	-	-	-	(0)	(0)	-	-	0	(0)	(18,525)	(18,525)
Accounts Receivable	(1,821)	1,932	(1,306)	253.23	1,115	(707)	38	1,652	(1,079)	(1,453)	995	14,356	114,058
Net Total	48,514	36,400	29,925	24,847	1,843	(17,104)	2,759	(27,545)	(13,233)	(125,040)	21,610	(15,729)	257,483
	2022 July	2022 August	2022 September	2022 October	2022 November	2022 December	2023 January	2023 February	2023 March	2023 April	2023 May	2023 June	YTD
Revenue	(48,398)	(48,148)	(48,782)	(48,086)	(47,956)	(47,524)	(48,058)	(47,688)	(47,608)	(48,083)	(47,618)	(48,052)	(1,741,058)
Expenses													-
Legal	-	5,074	14,677	9,730	3,297	9,242	2,154	20,342	3,836	-	25,310	15,576	653,563
Other Pro Fees	-	-	-	-	-	-	-	-	-	25,034	8,364	5,042	401,193
Bank Fees/ Bad Debt	-	-	-	-	-	-	-	-	-	-	-	-	496
Net Total	(48,398)	(43,074)	(34,104)	(38,356)	(44,659)	(38,282)	(45,904)	(27,347)	(43,771)	(23,049)	(13,945)	(27,434)	(685,806)
Cash Collected	50,433	47,420	46,609	48,163	48,583	50,058	47,867	48,288	48,508	43,525	48,181	209	1,583,636
Cash Disbursed	(13,303)	(10,296)	(14,677)	(9,730)	(3,297)	(66,922)	(2,154)	(11,156)	(3,836)	(25,034)	(23,703)	45,033	(1,032,916)
Accounts Payable	13,303	5,221	-	-	-	0	-	-	-	-	-	(6,698)	(6,698)
Accounts Receivable	(2,035)	728	2,173	(77)	(627)	55,146	191	(9,785)	(900)	4,557	(10,533)	(11,110)	141,784
Net Total	48,398	43,074	34,104	38,356	44,659	38,282	45,904	27,347	43,771	23,049	13,945	27,434	685,806
	2023 July	2023 August	2023 September	2023 October	2023 November	2023 December	2024 January	2024 February	2024 March	2024 April	2024 May	2024 June	YTD
Revenue	12	-	-	-	-	-	-	-	-	-	-	-	(1,741,047)
Expenses													-
Legal	-	-	-	-	-	-	-	-	-	-	-	-	653,563
Other Pro Fees	-	-	-	-	-	-	-	-	-	-	-	-	401,193
Bank Fees/ Bad Debt	-	-	-	-	-	-	-	-	-	-	-	-	496
Net Total	12	-	-	-	-	-	-	-	-	-	-	-	(685,794)
Cash Collected	(2,493)	170	-	-	-	-	-	-	-	-	-	-	1,581,312
Cash Disbursed	64,643	9,971	-	-	-	-	-	-	-	-	-	-	(958,302)
Accounts Payable	6,698	-	-	-	-	-	-	-	-	-	-	-	0
Accounts Receivable	(68,860)	(10,140)	-	-	-	-	-	-	-	-	-	-	62,784
Net Total	(12)	-	-	-	-	-	-	-	-	-	-	-	685,795


Note: Data as of 8/02/2023 0.00 - - - - - - - - - - 623,010



Consumption Report

Water Sales FY 2022-2023 (Acre-Feet)

Classification	Jul	Aug	Sep	Oct	Nov	Dec	Jan	Feb	Mar	Apr	May	Jun	Month to Date	
													2022/ 2023	2021/ 2022
													Total	Total
AD Ag-Domestic	346	425	398	280	128	21	19	26	11	60	124	168	2,005	2,886
MAD Ag-Domestic Multi	15	15	16	12	7	1	3	1	1	3	5	6	85	107
AG Ag	218	260	237	183	91	8	8	25	6	58	80	122	1,294	1,932
C Commercial	125	120	106	72	46	28	26	28	27	43	53	48	722	922
DI Interdepartmental	22	7	6	3	1	1	1	4	1	5	12	17	81	155
F Fire	0	0	0	0	-	-	0	-	0	0	0	0	0	0
I Industrial	1	1	2	1	1	1	1	1	1	1	2	2	16	17
OT Other	28	32	25	20	15	8	6	6	8	8	13	20	189	226
R Residential	239	226	242	197	131	95	74	81	81	106	138	157	1,767	2,092
RM Residential Multi	33	33	32	26	22	19	15	17	16	18	23	24	280	313
RS - P Resale Pumped	46	57	119	97	67	41	34	1	18	37	45	2	564	631
RS - G Resale Gravity	64	164	174	141	128	132	93	15	15	13	96	142	1,178	2,771
TE Temporary	3	3	2	1	1	1	0	0	0	0	2	2	17	15
Total	1,141	1,342	1,359	1,034	638	356	281	205	185	352	592	712	8,198	12,067
CMWD	950	1,160	1,160	869	527	277	220	138	115	267	480	590	6,753	10,412
OJAI	191	183	199	165	110	79	60	67	70	84	112	123	1,445	1,655
Total 2021 / 2022	1,666	1,692	1,655	1,098	1,050	492	343	654	700	711	930	1,076	N/A	12,067



**Casitas Municipal Water District
Revenue & Expense Report
For the Month Ending, May 31st, 2023**

% of the Year Completed: 91.67%

	Current Budget (a)	Current Period Balance	Year to Date Balance (b) FY2023	Prior Year to Date Balance FY2022
Water Sales	9,835,923	483,896	6,020,670	8,745,175
Water Standby	5,783,364	472,600	5,197,182	5,204,215
Water Delinquency & Penalties	101,295	46,208	624,080	988,206
Water Other	16,930	1,230	20,680	14,925
Recreation- Operations	4,185,489	485,010	3,607,603	3,594,479
Recreation- Water Park	801,350	78,562	428,498	58,975
Miscellaneous Operational	44,040	142	2,643	163,338
Subtotal Operating Revenue (d)	20,768,391	1,567,648	15,901,355	18,769,313
Miscellaneous Non-Operational	743,911	47,568	576,916	319,270
Grants/ Reimbursements	850,000	40,744	69,983	433,380
Taxes & Assessments	6,830,685	210,704	7,441,261	6,570,475
Miscellaneous	-	-	-	-
Subtotal Non-Operating Revenue (e)	8,424,596	299,016	8,088,160	7,323,124
Total Revenue (d+e)	29,192,987	1,866,664	23,989,516	26,092,437

Total Encumbered (c)	Budget Remaining (a)-(b)-(c)	% YTD Budget (b)/(a)	% YTD Budget Encumbered (b+c)/(a)
-	3,815,253	61.21%	61.21%
-	586,182	89.86%	89.86%
-	(522,785)	616.10%	616.10%
-	(3,750)	122.15%	122.15%
-	577,886	86.19%	86.19%
-	372,852	53.47%	53.47%
-	41,397	6.00%	6.00%
-	4,867,036	76.57%	76.57%
-	166,995	77.55%	77.55%
-	780,017	8.23%	8.23%
-	(610,576)	108.94%	108.94%
-	-	0.00%	0.00%
-	336,436	96.01%	96.01%
-	5,203,471	82.18%	82.18%

Expenses

Administration	1,190,106	132,626	1,509,547	1,395,841
Board of Directors	251,492	10,891	100,760	120,576
District Maintenance	677,303	76,330	586,818	554,652
Electrical Mechanical	3,196,280	129,240	2,607,153	1,692,409
Engineering	1,436,349	121,812	1,227,708	1,397,571
Fisheries	624,151	44,674	484,740	469,483
General O&M	604,746	56,560	574,567	-
Human Resources	546,993	17,274	504,087	471,258
Information Technology	428,239	34,580	366,237	341,254
Management	1,663,455	95,478	1,003,827	973,669
Pipeline	1,675,866	128,950	1,335,549	1,402,134
Recreation - Operations / Maint. / PR / Water Pk	4,917,067	358,359	3,631,107	3,232,701
Retirees	352,760	30,108	308,956	365,830
Safety / Garage	273,169	20,382	258,557	233,624
Utilities Maintenance	888,866	82,727	863,258	937,006
Water Conservation - P/R	757,637	60,037	559,050	569,947
Water Quality- Lab	913,535	88,238	727,213	654,154
Water Treatment	2,094,999	201,137	2,004,763	1,849,173
Total Operating Expenses (f)	22,493,013	1,689,405	18,653,896	16,661,283
Net, Operating gain/(loss) (d-f)	(1,724,622)	(121,757)	(2,752,541)	2,108,030
Net, total gain/(loss) (d+e-f)	6,699,974	177,259	5,335,620	9,431,154

103,961	(423,403)	126.84%	135.58%
-	150,732	40.06%	40.06%
6,733	83,752	86.64%	87.63%
42,718	546,409	81.57%	82.90%
37,224	171,417	85.47%	88.07%
-	139,411	77.66%	77.66%
-	30,179	95.01%	95.01%
-	42,906	92.16%	92.16%
17,861	44,141	85.52%	89.69%
7,450	652,178	60.35%	60.79%
28,694	311,623	79.69%	81.41%
18,745	1,267,215	73.85%	74.23%
-	43,804	87.58%	87.58%
158	14,454	94.65%	94.71%
4,417	21,191	97.12%	97.62%
281	198,306	73.79%	73.83%
40,476	145,846	79.60%	84.03%
172,688	(82,452)	95.69%	103.94%
481,405	3,357,711	82.93%	85.07%

	Current Budget (a)	Current Period Balance	Year to Date Balance (b)	Prior Year to Date Balance
Debt Service				
CFD 2013-1	2,807,933	10	2,334,886	2,351,804
Mira Monte	-	-	0	85
USBR- Dam Safety Loan	77,228	-	77,228	-
State Water Project	1,135,687	14,098	1,206,753	993,948
Total Debt Service	4,020,848	14,109	3,618,867	3,345,836

Total Encumbered (c)	Budget Remaining (a)-(b)-(c)	% YTD Budget (b)/(a)	% YTD Budget encumbered (b+c)/(a)
-	473,047	83.15%	83.15%
-	(0)	0.00%	0.00%
-	(0)	100.00%	100.00%
-	(71,066)	106.26%	106.26%
-	401,981	90.00%	90.00%

	Current Budget (a)	Current Period Balance	Year to Date Balance (b) FY2023	Prior Year to Date Balance
Capital				
Administration	-	-	-	-
Board of Directors	-	-	-	-
District Maintenance	43,500	-	12,000	19,392
Electrical Mechanical	273,200	7,381	261,670	60,968
Engineering	3,580,000	477,429	3,752,180	1,880,549
Engineering- CFD	6,350,000	333,648	3,116,859	2,651,918
Fisheries	-	-	-	-
General O&M	-	-	-	-
Information Technology	-	-	-	-
Management	-	-	-	-
Pipeline	268,500	137,406	138,378	21,491
Recreation - Operations / Maint. / PR / Water Pk	112,500	-	204,121	211,812
Recreation - Aquatic Play Structure	-	115,015	2,889,440	-
Retirees	-	-	-	-
Safety / Garage	252,708	-	106,753	85,120
Utilities Maintenance	196,075	11,074	112,614	94,582
Water Conservation - P/R	-	-	-	-
Water Quality- Lab	124,572	8,223	57,614	25,762
Water Treatment	222,200	7,357	228,061	174,491
Total Capital	11,423,255	1,097,533	10,879,689	5,226,085

Total Encumbered (c)	Budget Remaining (a)-(b)-(c)	% YTD Budget (b)/(a)	% YTD Budget encumbered (b+c)/(a)
-	-	0.00%	0.00%
-	-	0.00%	0.00%
6,463	25,037	27.59%	42.44%
32,199	(20,668)	95.78%	107.57%
2,991,104	(3,163,284)	104.81%	188.36%
2,159,190	1,073,951	49.08%	83.09%
-	-	0.00%	0.00%
-	-	0.00%	0.00%
-	-	0.00%	0.00%
6,870	123,252	51.54%	54.10%
2,830	(94,451)	181.44%	183.96%
58,180	(2,947,620)	0.00%	0.00%
-	-	0.00%	0.00%
-	145,955	42.24%	42.24%
30,893	52,569	57.43%	73.19%
-	-	0.00%	0.00%
44,239	22,719	46.25%	81.76%
1,449	(7,310)	102.64%	103.29%
5,333,417	(4,789,851)	95.24%	141.93%

Camp Chaffee Temporary Pump Station (8/10)	105,000			
Grant App. Services 2022 Urban Drought Communities- Interconnect Project (10/12)	34,260			
Grant App. Services 2022 Urban Drought Communities- VRBO (10/12)	13,500			
Dam Intake Structure Anodes Replacement (10/26)	48,000			
Pipeline Yard Paving (2/23)	65,000			
Eng. Manager Promotion (3/22)	5,950			
Water Rate Study Consultant (4/12)	98,775			
LCRA Aquatic Play Structure (4/12)	150,000			
Board Approved unbudgeted items	520,485			
Net assets, End of year				
(Total Revenue-Total Expenses-Total Debt Service-Total Capital-Unbudgeted Items)	(9,264,614)	(934,383)	(9,162,936)	859,233

	Beginning of Fiscal Year Balance	Year to Date Balance
General Fund Balance	7,389,328	5,444,233
U.S Bank Investments	9,912,550	10,684,400
U.S Bank Money Market Account	986,964	55,984
LAIF	483	484
County of Ventura Investment (COVI)	3,066	3,071
CFD-2013-1 Improvement Bond	6,819,665	2,614,445
Total Reserves	25,112,056	18,802,617

May Summary

- Revenue compared to budget is significantly lower due to decreases in consumption mainly attributable to weather and customer conservation efforts.

- The Engineering encumbered balance includes \$1.3M related to the Ventura County Santa Barbara County Intertie project and \$1.6M for the Rincon Generators.

- The Engineering capital expense line item include approx. \$297k in damages sustained from the January 2023 storm and approx. \$1.7M year to date. \$154k is related to Ventura County Santa Barbara County Intertie project.

CASITAS MUNICIPAL WATER DISTRICT
 REVENUE & EXPENSE REPORT (UNAUDITED)
 AS OF: MAY 31ST, 2023

11 -GENERAL FUND
 FINANCIAL SUMMARY

% OF YEAR COMPLETED: 91.67

	CURRENT BUDGET	CURRENT PERIOD	YEAR TO DATE BALANCE	PRIOR YEAR YEAR TO DATE	TOTAL ENCUMBERED	TOTAL BALANCE	% YTD BUDGET
<u>REVENUE SUMMARY</u>							
<u>NON DEPARTMENTAL</u>							
WATER SALES	9,835,923	483,896.42	6,020,670.16	8,745,174.84	0.00	3,815,252.84	61.21
WATER SERVICES	16,930	300.00	18,760.00	14,925.00	0.00 (1,830.00)	110.81
WATER STANDBY	5,783,364	472,599.75	5,197,181.69	5,204,214.84	0.00	586,182.31	89.86
WATER DELINQUNCY	101,295	46,208.43	624,079.53	988,206.30	0.00 (522,784.53)	616.10
WATER REVENUE OTHER	461,888	2,771.57	332,642.13	60,859.32	0.00	129,245.87	72.02
CAPITAL FACILITIES	44,040	0.00	2,084.74	162,186.71	0.00	41,955.26	4.73
INTEREST	282,023	45,867.63	247,500.15	260,455.94	0.00	34,522.85	87.76
TAXES & ASSESSMENTS	2,640,736	15,771.76	2,839,351.81	2,629,674.95	0.00 (198,615.81)	107.52
OTHER GOVT. AGENCIES	867,481	47,083.90	85,379.92	447,702.26	0.00	782,101.08	9.84
MISCELLANEOUS REVENUES	146,641	174,296.72	414,840.45	143,064.70	0.00 (268,199.45)	282.90
TOTAL NON DEPARTMENTAL	20,180,321	1,288,796.18	15,782,490.58	18,656,464.86	0.00	4,397,830.42	78.21
<u>RECREATION - OPERATIONS</u>							
RECREATION PARK	4,040,053	461,566.33	3,435,005.34	3,421,481.30	0.00	605,047.66	85.02
RECREATION-CONCESSION	145,436	23,415.40	172,155.09	169,246.24	0.00 (26,719.09)	118.37
RECREATION OTHER	0	27.80	442.82	3,751.88	0.00 (442.82)	0.00
TOTAL RECREATION - OPERATIONS	4,185,489	485,009.53	3,607,603.25	3,594,479.42	0.00	577,885.75	86.19
<u>RECREATION - WATER PARK</u>							
RECREATION-CONCESSION	9,348	0.00	5,288.17	0.00	0.00	4,059.83	56.57
RECREATION-WATER PARK	792,002	78,562.00	423,209.50	58,975.00	0.00	368,792.50	53.44
TOTAL RECREATION - WATER PARK	801,350	78,562.00	428,497.67	58,975.00	0.00	372,852.33	53.47
TOTAL REVENUES	25,167,160	1,852,367.71	19,818,591.50	22,309,919.28	0.00	0.00	78.75

CASITAS MUNICIPAL WATER DISTRICT
 REVENUE & EXPENSE REPORT (UNAUDITED)
 AS OF: MAY 31ST, 2023

11 -GENERAL FUND
 FINANCIAL SUMMARY

% OF YEAR COMPLETED: 91.67

	CURRENT BUDGET	CURRENT PERIOD	YEAR TO DATE BALANCE	PRIOR YEAR YEAR TO DATE	TOTAL ENCUMBERED	TOTAL BALANCE	% YTD BUDGET
<u>EXPENDITURE SUMMARY</u>							
<u>RETIREES</u>							
Benefits	352,760	30,107.58	308,955.88	365,829.86	0.00	43,804.30	87.58
TOTAL RETIREES	352,760	30,107.58	308,955.88	365,829.86	0.00	43,804.30	87.58
<u>BOARD OF DIRECTORS</u>							
Salaries	130,693	4,356.40	46,474.62	58,653.62	0.00	84,218.58	35.56
Benefits	80,658	4,534.84	46,888.51	58,887.09	0.00	33,769.87	58.13
Services & Supplies	40,140	1,999.94	7,396.61	3,035.21	0.00	32,743.39	18.43
TOTAL BOARD OF DIRECTORS	251,492	10,891.18	100,759.74	120,575.92	0.00	150,731.84	40.06
<u>MANAGEMENT</u>							
Salaries	701,029	51,491.32	601,342.70	571,093.02	0.00	99,685.80	85.78
Benefits	173,674	23,749.37	208,509.19	186,390.73	0.00	(34,835.66)	120.06
Services & Supplies	788,753	20,237.68	193,975.54	216,185.71	7,450.00	587,326.96	25.54
TOTAL MANAGEMENT	1,663,455	95,478.37	1,003,827.43	973,669.46	7,450.00	652,177.10	60.79
<u>HUMAN RESOURCES</u>							
Salaries	157,687	12,090.40	140,043.39	133,741.46	0.00	17,643.21	88.81
Benefits	35,836	5,125.65	46,562.06	41,798.02	0.00	(10,726.47)	129.93
Services & Supplies	353,470	58.39	317,481.37	295,718.46	0.00	35,988.63	89.82
TOTAL HUMAN RESOURCES	546,992	17,274.44	504,086.82	471,257.94	0.00	42,905.37	92.16
<u>INFORMATION TECHNOLOGY</u>							
Salaries	252,075	19,912.16	225,008.16	216,369.69	0.00	27,067.04	89.26
Benefits	85,151	11,023.02	100,657.99	88,786.31	0.00	(15,506.83)	118.21
Services & Supplies	91,013	3,645.11	40,571.13	36,097.91	17,861.01	32,580.36	64.20
TOTAL INFORMATION TECHNOLOGY	428,239	34,580.29	366,237.28	341,253.91	17,861.01	44,140.57	89.69
<u>WATER CONSERVATION</u>							
Salaries	452,684	32,387.65	348,156.43	363,374.08	0.00	104,527.57	76.91
Benefits	147,077	14,685.12	135,147.79	145,480.33	0.00	11,929.66	91.89
Services & Supplies	157,875	12,963.83	75,745.90	61,092.27	281.00	81,848.10	48.16
TOTAL WATER CONSERVATION	757,636	60,036.60	559,050.12	569,946.68	281.00	198,305.33	73.83
<u>FISHERIES</u>							
Salaries	435,261	29,041.19	324,063.07	312,820.37	0.00	111,197.73	74.45
Benefits	133,818	13,699.22	125,988.65	123,237.74	0.00	7,828.86	94.15
Services & Supplies	55,073	1,933.52	34,687.83	33,424.80	0.00	20,384.67	62.99
TOTAL FISHERIES	624,151	44,673.93	484,739.55	469,482.91	0.00	139,411.26	77.66
<u>ADMINISTRATION SERVICES</u>							
Salaries	797,588	62,818.00	704,157.87	628,333.69	0.00	93,429.81	88.29
Benefits	271,406	32,749.79	307,813.63	252,466.33	0.00	(36,407.30)	113.41
Services & Supplies	720,990	37,058.17	569,601.45	500,772.59	103,961.49	47,426.56	93.42
Other Operating Expenses	(522,650)	0.00	0.00	0.00	0.00	(522,650.00)	0.00
TOTAL ADMINISTRATION SERVICES	1,267,334	132,625.96	1,581,572.95	1,381,572.61	103,961.49	(418,200.93)	133.00

CASITAS MUNICIPAL WATER DISTRICT
 REVENUE & EXPENSE REPORT (UNAUDITED)
 AS OF: MAY 31ST, 2023

11 -GENERAL FUND
 FINANCIAL SUMMARY

% OF YEAR COMPLETED: 91.67

	CURRENT BUDGET	CURRENT PERIOD	YEAR TO DATE BALANCE	PRIOR YEAR YEAR TO DATE	TOTAL ENCUMBERED	TOTAL BALANCE	% YTD BUDGET
<u>WAREHOUSE</u>							
Salaries	0	0.00	0.00	7,157.68	0.00	0.00	0.00
Benefits	0	0.00	0.00	1,893.76	0.00	0.00	0.00
Services & Supplies	0	0.00	5,202.56	5,216.79	0.00	(5,202.56)	0.00
TOTAL WAREHOUSE	0	0.00	5,202.56	14,268.23	0.00	(5,202.56)	0.00
<u>GARAGE</u>							
Salaries	12,399	0.00	463.21	10,648.38	0.00	11,935.52	3.74
Benefits	4,792	99.31	1,162.22	3,594.21	0.00	3,629.92	24.25
Services & Supplies	47,612	2,321.98	59,730.13	53,293.82	157.52	(12,275.65)	125.78
Services & Supplies-W.O.	252,708	0.00	106,686.05	72,620.75	0.00	146,022.07	42.22
TOTAL GARAGE	317,511	2,421.29	168,041.61	140,157.16	157.52	149,311.86	52.97
<u>SAFETY</u>							
Salaries	124,584	10,207.82	119,815.90	98,652.86	0.00	4,767.65	96.17
Benefits	46,987	5,412.95	53,922.41	50,572.70	0.00	(6,935.56)	114.76
Services & Supplies	36,793	2,340.20	23,463.14	16,862.26	0.00	13,329.36	63.77
Services & Supplies-W.O.	0	0.00	66.82	12,499.59	0.00	(66.82)	0.00
TOTAL SAFETY	208,363	17,960.97	197,268.27	178,587.41	0.00	11,094.63	94.68
<u>ENGINEERING</u>							
Salaries	896,070	64,436.02	707,178.36	551,593.31	0.00	188,891.24	78.92
Benefits	264,775	30,437.13	268,468.27	244,022.90	0.00	(3,693.66)	101.40
Services & Supplies	275,505	26,938.80	252,061.33	601,955.04	37,224.29	(13,781.12)	105.00
Salaries - Work Orders	0	5,428.61	73,496.11	191,248.92	0.00	(73,496.11)	0.00
Benefits - Work Orders	0	963.73	8,345.78	26,146.31	0.00	(8,345.78)	0.00
Services & Supplies-W.O.	9,930,000	753,841.65	6,552,466.87	4,315,071.51	5,150,294.43	(1,772,761.30)	117.85
TOTAL ENGINEERING	11,366,349	882,045.94	7,862,016.72	5,930,037.99	5,187,518.72	(1,683,186.73)	114.81
<u>WATER QUALITY - LAB</u>							
Salaries	373,081	30,446.26	332,863.16	332,376.52	0.00	40,218.12	89.22
Benefits	157,903	17,522.27	168,837.82	150,121.75	0.00	(10,935.16)	106.93
Services & Supplies	382,550	40,269.91	225,512.33	171,655.46	40,475.56	116,562.60	69.53
Salaries - Work Orders	0	0.00	4,341.01	0.00	0.00	(4,341.01)	0.00
Benefits - Work Orders	0	0.00	322.83	0.00	0.00	(322.83)	0.00
Services & Supplies-W.O.	124,572	8,222.87	57,883.07	25,761.77	44,239.26	22,449.33	81.98
TOTAL WATER QUALITY - LAB	1,038,106	96,461.31	789,760.22	679,915.50	84,714.82	163,631.05	84.24
<u>UTILITIES MAINTENANCE</u>							
Salaries	424,620	39,816.16	436,067.36	481,016.62	0.00	(11,446.96)	102.70
Benefits	187,329	20,025.38	197,799.34	212,865.47	0.00	(10,470.29)	105.59
Services & Supplies	276,917	22,885.82	229,390.98	243,124.38	4,416.93	43,109.09	84.43
Salaries - Work Orders	0	1,611.26	14,502.45	0.00	0.00	(14,502.45)	0.00
Benefits - Work Orders	0	122.42	1,479.48	0.00	0.00	(1,479.48)	0.00
Services & Supplies-W.O.	196,075	11,152.47	113,110.68	94,582.04	30,892.69	52,071.63	73.44
TOTAL UTILITIES MAINTENANCE	1,084,941	95,613.51	992,350.29	1,031,588.51	35,309.62	57,281.54	94.72

CASITAS MUNICIPAL WATER DISTRICT
 REVENUE & EXPENSE REPORT (UNAUDITED)
 AS OF: MAY 31ST, 2023

11 -GENERAL FUND
 FINANCIAL SUMMARY

% OF YEAR COMPLETED: 91.67

	CURRENT BUDGET	CURRENT PERIOD	YEAR TO DATE BALANCE	PRIOR YEAR YEAR TO DATE	TOTAL ENCUMBERED	TOTAL BALANCE	% YTD BUDGET
<u>ELECTRICAL MECHANICAL</u>							
Salaries	630,225	33,034.09	590,060.85	570,070.95	0.00	40,164.34	93.63
Benefits	227,798	14,674.05	218,290.73	238,631.67	0.00	9,507.19	95.83
Services & Supplies	2,338,258	81,532.16	1,798,801.03	883,706.76	42,717.97	496,739.00	78.76
Salaries - Work Orders	0	1,141.58	11,033.55	0.00	0.00	(11,033.55)	0.00
Benefits - Work Orders	0	87.33	844.88	0.00	0.00	(844.88)	0.00
Services & Supplies-W.O.	273,200	7,378.51	257,108.28	60,967.76	32,198.55	(16,106.83)	105.90
TOTAL ELECTRICAL MECHANICAL	3,469,481	137,847.72	2,876,139.32	1,753,377.14	74,916.52	518,425.27	85.06
<u>DIST MAINT - PIPELINE</u>							
Salaries	602,626	34,899.41	493,614.03	609,363.83	0.00	109,011.79	81.91
Benefits	234,080	24,168.94	234,982.39	266,055.48	0.00	(902.26)	100.39
Services & Supplies	839,160	69,881.18	606,952.23	526,715.04	28,694.17	203,513.10	75.75
Salaries - Work Orders	0	36,975.93	140,294.13	0.00	0.00	(140,294.13)	0.00
Benefits - Work Orders	0	3,774.53	14,093.72	0.00	0.00	(14,093.72)	0.00
Services & Supplies-W.O.	268,500	137,833.37	140,725.62	21,490.67	6,870.30	120,904.08	54.97
TOTAL DIST MAINT - PIPELINE	1,944,365	307,533.36	1,630,662.12	1,423,625.02	35,564.47	278,138.86	85.70
<u>WATER TREATMENT</u>							
Salaries	821,521	78,049.42	804,077.69	779,169.79	0.00	17,443.59	97.88
Benefits	310,778	36,027.90	347,993.93	377,946.45	0.00	(37,215.88)	111.98
Services & Supplies	962,701	87,059.90	852,691.42	692,057.10	172,687.88	(62,678.80)	106.51
Salaries - Work Orders	0	0.00	7,612.32	0.00	0.00	(7,612.32)	0.00
Benefits - Work Orders	0	0.00	740.21	0.00	0.00	(740.21)	0.00
Services & Supplies-W.O.	222,200	7,357.26	228,321.12	174,491.18	1,449.20	(7,570.32)	103.41
TOTAL WATER TREATMENT	2,317,200	208,494.48	2,241,436.69	2,023,664.52	174,137.08	(98,373.94)	104.25
<u>OPERATIONS - MAINTENANCE</u>							
Salaries	282,981	18,860.84	226,080.88	240,372.78	0.00	56,899.92	79.89
Benefits	114,945	9,756.23	113,009.78	122,508.57	0.00	1,935.24	98.32
Services & Supplies	279,377	(28,359.77)	287,975.32	1,182,534.78	6,732.72	(15,331.04)	105.49
Salaries - Work Orders	0	4,679.82	22,925.67	0.00	0.00	(22,925.67)	0.00
Benefits - Work Orders	0	454.32	1,853.84	0.00	0.00	(1,853.84)	0.00
Services & Supplies-W.O.	43,500	315.63	13,420.75	19,392.43	6,463.00	23,616.25	45.71
TOTAL OPERATIONS - MAINTENANCE	720,803	5,707.07	665,266.24	1,564,808.56	13,195.72	42,340.86	94.13
<u>GENERAL O&M</u>							
Salaries	446,957	37,215.28	398,102.28	0.00	0.00	48,854.97	89.07
Benefits	145,410	18,300.60	167,390.24	0.00	0.00	(21,980.72)	115.12
Services & Supplies	12,379	1,044.09	9,074.52	0.00	0.00	3,304.48	73.31
Salaries - Work Orders	0	992.30	12,421.34	0.00	0.00	(12,421.34)	0.00
Benefits - Work Orders	0	183.58	2,031.13	0.00	0.00	(2,031.13)	0.00
TOTAL GENERAL O&M	604,746	57,735.85	589,019.51	0.00	0.00	15,726.26	97.40
<u>RECREATION - OPERATIONS</u>							
Salaries	1,316,712	109,977.59	1,145,596.54	1,034,631.57	0.00	171,115.46	87.00
Benefits	424,911	47,571.13	434,561.75	427,764.24	0.00	(9,650.37)	102.27
Services & Supplies	286,343	28,735.42	292,661.22	225,087.36	11,654.85	(17,973.57)	106.28
Other Operating Expenses	522,650	0.00	0.00	0.00	0.00	522,650.00	0.00

CASITAS MUNICIPAL WATER DISTRICT
 REVENUE & EXPENSE REPORT (UNAUDITED)
 AS OF: MAY 31ST, 2023

11 -GENERAL FUND
 FINANCIAL SUMMARY

% OF YEAR COMPLETED: 91.67

	CURRENT BUDGET	CURRENT PERIOD	YEAR TO DATE BALANCE	PRIOR YEAR YEAR TO DATE	TOTAL ENCUMBERED	TOTAL BALANCE	% YTD BUDGET
Salaries - Work Orders	0	0.00	0.00	130.48	0.00	0.00	0.00
Benefits - Work Orders	0	0.00	0.00	9.98	0.00	0.00	0.00
TOTAL RECREATION - OPERATIONS	2,550,616	186,284.14	1,872,819.51	1,687,623.63	11,654.85	666,141.52	73.88
<u>RECREATION - MAINTENANCE</u>							
Salaries	589,949	48,766.18	512,944.17	438,848.88	0.00	77,004.83	86.95
Benefits	128,700	18,083.84	158,551.54	139,756.65	0.00	29,851.16	123.19
Services & Supplies	482,370	34,728.97	424,227.81	436,924.00	618.29	57,523.90	88.07
Services & Supplies-W.O.	112,500	0.00	199,733.02	211,671.97	2,830.00	90,063.02	180.06
TOTAL RECREATION - MAINTENANCE	1,313,519	101,578.99	1,295,456.54	1,227,201.50	3,448.29	14,614.55	98.89
<u>RECREATION - PUBLIC REL</u>							
Salaries	137,733	0.00	4,546.16	76,616.27	0.00	133,186.64	3.30
Benefits	34,944	583.13	6,902.19	22,133.43	0.00	28,041.64	19.75
Services & Supplies	122,800	20,280.89	153,206.40	151,358.69	2,700.00	33,106.40	126.96
TOTAL RECREATION - PUBLIC REL	295,477	20,864.02	164,654.75	250,108.39	2,700.00	128,121.88	56.64
<u>RECREATION - WATER PARK</u>							
Salaries	676,364	24,025.04	308,314.79	163,573.09	0.00	368,048.81	45.58
Benefits	89,128	7,849.92	67,023.99	70,220.04	0.00	22,103.58	75.20
Services & Supplies	104,463	17,757.24	122,570.23	45,786.77	3,771.70	21,879.43	120.94
Services & Supplies-W.O.	0	0.00	4,388.19	0.00	0.00	4,388.19	0.00
TOTAL RECREATION - WATER PARK	869,954	49,632.20	502,297.20	279,579.90	3,771.70	363,884.77	58.17
TOTAL EXPENDITURES	33,993,489	2,595,849.20	26,761,621.32	22,878,132.75	5,756,642.81	1,475,224.66	95.66
REVENUE OVER/(UNDER) EXPENDITURES	(8,826,329)	(743,481.49)	(6,943,029.82)	(568,213.47)	(5,756,642.81)	(1,475,224.66)	143.88

CASITAS MUNICIPAL WATER DISTRICT
 REVENUE & EXPENSE REPORT (UNAUDITED)
 AS OF: MAY 31ST, 2023

11 -GENERAL FUND
 FINANCIAL SUMMARY

% OF YEAR COMPLETED: 91.67

	CURRENT BUDGET	CURRENT PERIOD	YEAR TO DATE BALANCE	PRIOR YEAR YEAR TO DATE	TOTAL ENCUMBERED	TOTAL BALANCE	% YTD BUDGET
<u>SUMMARY OF EXPENSES</u>							
SALARIES	9,709,438	717,789.12	8,181,027.53	7,631,306.99	0.00	1,528,410.75	84.26
BENEFITS	3,650,546	343,714.21	3,402,045.72	3,303,828.61	0.00	248,500.16	93.19
SERVICES & SUPPLIES	9,210,250	551,828.70	7,188,299.15	6,716,911.79	481,405.38	1,540,545.32	83.27
SALARIES-WORK ORDERS	0	50,829.50	286,626.58	191,379.40	0.00 (286,626.58)	0.00
BENEFITS-WORK ORDERS	0	5,585.91	29,711.87	26,156.29	0.00 (29,711.87)	0.00
SERVICES & SUPPLIES - W.O.	<u>11,423,255</u>	<u>926,101.76</u>	<u>7,673,910.47</u>	<u>5,008,549.67</u>	<u>5,275,237.43</u> (<u>1,525,893.12)</u>	<u>113.36</u>
TOTAL EXPENDITURES	33,993,489	2,595,849.20	26,761,621.32	22,878,132.75	5,756,642.81	1,475,224.66	95.66

**CASITAS MUNICIPAL WATER DISTRICT
TREASURER'S MONTHLY REPORT OF INVESTMENTS
07/31/23**

Type of Invest	Institution	CUSIP	Date of Maturity	Original Cost	Current Mkt Value	Rate of Interest	Date of Deposit	% of Portfolio	Days to Maturity
*TB	Federal Home Loan Bank	3130AIXJ2	6/14/2024	\$941,144	\$826,680	2.875%	8/2/2016	7.76%	314
*TB	Federal Home Loan Bank	3130A5VW6	7/10/2025	\$1,025,110	\$953,920	2.700%	5/10/2017	8.96%	700
*TB	Federal National Assn	31315P2J7	5/1/2024	\$809,970	\$712,835	3.300%	5/25/2016	6.69%	271
*TB	Farmer MAC	31315PYF0	5/2/2028	\$512,355	\$470,555	2.925%	11/20/2017	4.42%	1712
*TB	Federal Farm CR Bank	31331VWN2	4/13/2026	\$940,311	\$726,469	5.400%	5/9/2016	6.82%	973
*TB	Federal Home Loan Bank	313383YJ4	9/8/2023	\$476,582	\$414,004	3.375%	7/14/2016	3.89%	38
*TB	Farmer MAC	3133EEPH7	2/12/2029	\$480,251	\$438,216	2.710%	11/20/2017	4.12%	1992
*TB	Federal National Assn	3135G0K36	4/24/2026	\$2,532,940	\$2,341,775	2.125%	7/6/2010	21.99%	984
*TB	Federal National Assn	3135G0ZR7	9/6/2024	\$1,488,050	\$1,355,996	2.625%	5/25/2016	12.73%	396
*TB	US Treasury Note	912828WE6	11/15/2023	\$723,061	\$660,013	2.750%	12/13/2013	6.20%	105
*TB	US Treasury Note	912796Y37	8/3/2023	\$987,178	\$999,710	5.060%	5/3/2023	9.39%	3
*TB	US Treasury Note	912796XY0	8/10/2023	\$740,322	\$749,010	5.010%	5/10/2023	7.03%	10
Total in Gov't Sec. (11-00-1055-00&1065)				\$11,657,275	\$10,649,182			99.97%	
Total Certificates of Deposit:				\$0	\$0			0.00%	
**	LAIF as of 7/31/2023: (11-00-1050-00)		N/A	\$496	\$496	3.36%	Estimated	0.00%	
***	COVI as of 7/31/2023: (11-00-1060-00)		N/A	\$3,150	\$3,150	3.59%	Estimated	0.03%	
TOTAL FUNDS INVESTED				\$11,660,920	\$10,652,828			100.00%	
Total Funds Invested last report				\$11,660,830	\$10,629,707				
Total Funds Invested 1 Yr. Ago				\$10,682,517	\$9,975,022				
****	CASH IN BANK (11-00-1000-00) EST.			\$3,633,175	\$3,633,175				
	CASH IN Custody Money Market			\$13,500	\$13,500				
TOTAL CASH & INVESTMENTS				\$15,307,595	\$14,299,503				
TOTAL CASH & INVESTMENTS 1 YR AGO				\$21,653,728	\$20,946,233				
*CD	CD - Certificate of Deposit								
*TB	TB - Federal Treasury Bonds or Bills								
**	Local Agency Investment Fund								
***	County of Ventura Investment Fund								
	Estimated interest rate, actual not due at present time.								
****	Cash in bank								

No investments were made pursuant to subdivision (i) of Section 53601, Section 53601.1 and subdivision (i) Section 53635 of the Government Code.

All investments were made in accordance with the Treasurer's annual statement of investment policy.