



Board of Directors

Brian Brennan, Director
Pete Kaiser, Director

Neil Cole, Director
Richard Hajas, Director

CASITAS MUNICIPAL WATER DISTRICT Meeting to be held at the

The meeting will be held via teleconference
To attend the meeting please call (888) 788-0099 or (877) 853-5247
Enter Meeting ID: 910 9447 8837#
Passcode: 736519#

May 12, 2021 @ 4:00 PM

Right to be heard: Members of the public have a right to address the Board directly on any item of interest to the public which is within the subject matter jurisdiction of the Board. The request to be heard should be made immediately before the Board's consideration of the item. No action shall be taken on any item not appearing on the agenda unless the action is otherwise authorized by subdivision (b) of §54954.2 of the Government Code and except that members of a legislative body or its staff may briefly respond to statements made or questions posed by persons exercising their public testimony rights under section 54954.3 of the Government Code.

Special Accommodations: If you require special accommodations for attendance at or participation in this meeting, please notify our office 24 hours in advance at (805) 649-2251, ext. 113. (Govt. Code Section 54954.1 and 54954.2(a)).

CS1. CALL TO ORDER - CLOSED SESSION - 4:00 P.M.

CS2. ROLL CALL

CS3. PUBLIC COMMENTS - Comments on Closed Session Items.

CS4. CLOSED SESSION

CONFERENCE WITH LEGAL COUNSEL – EXISTING LITIGATION (Government Code Section 54956.9(a) Santa Barbara Channelkeeper v. State Water Resources Control Board, City of San Buenaventura, et al.; and City of San Buenaventura v Duncan Abbott, et al., Cross Complaint; Superior Court of the State of California, County of Los Angeles, Case No. 19STCP01176.

CONFERENCE WITH LEGAL COUNSEL – ANTICIPATED LITIGATION
(Government Code §54956.9(b))
Number of potential cases: 1

1. CALL TO ORDER - REGULAR SESSION - 5:00 P.M.
2. ROLL CALL
3. CLOSED SESSION REPORT
4. AGENDA CONFIRMATION
5. PUBLIC COMMENTS - Presentation on District related items that are not on the agenda - three minute limit.
6. CONSENT AGENDA
 - 6.a. Accounts Payable Report.
[Accounts Payable Report.pdf](#)
 - 6.b. Minutes of the April 28, 2021 Board Meeting.
[4 28 2021 Min.pdf](#)
7. ACTION ITEMS
 - 7.a. Casitas MWD Fiscal Year 2021-2022 Water Supply Assessment
 - 7.a.i. Presentation of the Fiscal Year 2021-2022 Water Supply Assessment.
 - 7.a.ii. Approval of the revised Casitas MWD Water Efficiency and Allocation Program (WEAP).
[FY 2022 Water Supply Assessment 051221.pdf](#)
[Casitas MWD DRAFT WEAP 051221 ATT1.pdf](#)
8. DISCUSSION ITEMS/PRESENTATIONS
 - 8.a. Presentation of an award to Casitas MWD by the American Public Works Association (APWA).
9. INFORMATION ITEMS
 - 9.a. Casitas MWD's Draft Comment Letter on Ventura Water's 2020 Urban Water Management Plan.

[CMWD_City_UWMPLetter_051421.pdf](#)

9.b. CFD 2013-1 Project Report as of 4/30/2021.
[CFD 2013-1 Project Cost 4-30-2021.pdf](#)

9.c. State Water Project as of 4/30/21.
[SWP Intertie Project Cost 4-30-21.pdf](#)

9.d. February Financial Summary.
[Financial Statements 2-28-2021 Summary.pdf](#)

9.e. Non-budgeted Item Log.
[Non Budgeted Item Log.pdf](#)

9.f. Adjudication Report as of 4/30/21.
[Adjudication Charges YTD 4.30.21.pdf](#)

9.g. Investment Report as of 4/30/21.
[Investment Report 4-30-21.pdf](#)

10. GENERAL MANAGER COMMENTS

11. BOARD OF DIRECTOR REPORTS ON MEETINGS ATTENDED

12. BOARD OF DIRECTOR COMMENTS PER GOVERNMENT CODE SECTION 54954.2(a).

13. ADJOURNMENT

CASITAS MUNICIPAL WATER DISTRICT
General Fund Check Authorization
Checks Dated 04/22/21 - 05/05/21
Presented to the Board of Directors For Approval May 12, 2021

Check	Payee		Description	Amount
001039	Payables Fund Account	# 9759651478	Accounts Payable Batch 042821	\$ 95,805.88
001041	Payables Fund Account	# 9759651478	Accounts Payable Batch 050521	\$ 261,209.91
				<u>\$ 357,015.79</u>
001040	Payroll Fund Account	# 9469730919	Estimated Payroll 05/20/21	\$ 234,000.00
			Total	<u><u>\$ 591,015.79</u></u>

Publication of check register is in compliance with Section 53065.6 of the Government Code which requires the District to disclose reimbursements to employees and/or directors.

The above numbered checks, 001039-001041 have been duly audited is hereby certified as correct.



 Janyne Brown, Chief Financial Officer

 Signature

 Signature

 Signature

A/P Fund

Publication of check register is in compliance with Section 53065.6 of the Government Code which requires the District to disclose reimbursements to employees and/or directors.

001039 A/P Checks: 042785-042837
A/P Draft
Voids:

001041 A/P Checks: 042838-042912
A/P Draft 000149-000153
Voids:
042876 - Meiners Oaks Ace Hardware - Continuation of detail of check 042875
042877 - Meiners Oaks Ace Hardware - Continuation of detail of check 042875



Janyne Brown , Chief Financial Officer

Signature

Signature

Signature

CERTIFICATION

Payroll disbursements for the pay period ending 05/01/21
Pay Date 05/06/21
have been duly audited and are
hereby certified as correct.

Signed: **Janyne Brown** Digitally signed by Janyne Brown
DN: cn=Janyne Brown, ou=Castas Municipal Water
District, ou, email=jbrown@castowater.com, c=US
Date: 2021.05.03 11:49:26 -0700
_____ Janyne Brown

Signed: _____
Signature

Signed: _____
Signature

Signed: _____
Signature

VENDOR I.D.	NAME	STATUS	CHECK DATE	INVOICE AMOUNT	DISCOUNT	CHECK NO	CHECK STATUS	CHECK AMOUNT
C-CHECK	VOID CHECK	V	5/05/2021			042876		
C-CHECK	VOID CHECK	V	5/05/2021			042877		

* * T O T A L S * *	NO	INVOICE AMOUNT	DISCOUNTS	CHECK AMOUNT
REGULAR CHECKS:	0	0.00	0.00	0.00
HAND CHECKS:	0	0.00	0.00	0.00
DRAFTS:	0	0.00	0.00	0.00
EFT:	0	0.00	0.00	0.00
NON CHECKS:	0	0.00	0.00	0.00
VOID CHECKS:	2			
VOID DEBITS		0.00		
VOID CREDITS		0.00	0.00	

TOTAL ERRORS: 0

VENDOR SET: 01 BANK:	TOTALS:	NO	INVOICE AMOUNT	DISCOUNTS	CHECK AMOUNT
		2	0.00	0.00	0.00
BANK:	TOTALS:	2	0.00	0.00	0.00

VENDOR I.D.	NAME	STATUS	CHECK DATE	INVOICE AMOUNT	DISCOUNT	CHECK NO	CHECK STATUS	CHECK AMOUNT
00128	INTERNAL REVENUE SERVICE							
I-T1 202105031880	Federal Withholding	D	5/05/2021	37,655.75		000149		
I-T3 202105031880	SS Withholding	D	5/05/2021	40,165.28		000149		
I-T4 202105031880	Medicare Withholding	D	5/05/2021	9,393.58		000149		87,214.61
00187	CALPERS							
I-PBB202105031880	PERS BUY BACK	D	5/05/2021	130.46		000150		
I-PBP202105031880	PERS BUY BACK	D	5/05/2021	161.96		000150		
I-PEB202105031880	PEPRA EMPLOYEES PORTION	D	5/05/2021	11,131.42		000150		
I-PEM202105031880	PERS EMPLOYEE PORTION MGMT	D	5/05/2021	1,687.71		000150		
I-PER202105031880	PERS EMPLOYEE PORTION	D	5/05/2021	6,735.94		000150		
I-PRB202105031880	PEBRA EMPLOYER PORTION	D	5/05/2021	12,750.89		000150		
I-PRR202105031880	PERS EMPLOYER PORTION	D	5/05/2021	11,321.42		000150		43,919.80
00180	S.E.I.U. - LOCAL 721							
I-COP202105031880	SEIU 721 COPE	D	5/05/2021	27.50		000151		
I-UND202105031880	UNION DUES	D	5/05/2021	757.25		000151		784.75
00049	STATE OF CALIFORNIA							
I-T2 202105031880	STATE WITHHOLDING (CA)	D	5/05/2021	14,181.85		000152		14,181.85
05790	STATE OF OREGON							
I-T2 202105031880	STATE WITHHOLDING (OR)	D	5/05/2021	398.84		000153		398.84
10047	A-1 WATER							
I-5004	Water Truck for Cliffhouse -PL	R	4/28/2021	1,035.00		042785		1,035.00
09569	ALLCABLE							
I-4024715	Pliers - IT	R	4/28/2021	38.78		042786		38.78
03044	Amazon Capital Services							
I-14CN-LNXC-LV6Q	Nylon Rope - MAINT	R	4/28/2021	97.59		042787		
I-16HP-DXX4-QTXT	Chemical Fire Extinguisher-MAI	R	4/28/2021	21.40		042787		
I-1963-H4LD-QG9X	Power Adaptor - PL	R	4/28/2021	70.11		042787		
I-1C3G-L49J-WGTH	Steel Divider Tray - PL	R	4/28/2021	201.88		042787		
I-1GT3-PXX3-11G1	Badland Winches - SAFETY	R	4/28/2021	15.54		042787		
I-1NL6-DMMY-37P7	Respirator Cartridge - MAINT	R	4/28/2021	118.80		042787		
I-1QWN-RGXQ-GCPI	Keys - PL	R	4/28/2021	14.48		042787		
I-1V4Y-QW1Q-HPWQ	AA Batteries - MAINT	R	4/28/2021	62.00		042787		
I-1V4Y-QW1Q-VFRH	Supplies for Project 623 - LAB	R	4/28/2021	152.04		042787		753.84
00014	AQUA-FLO SUPPLY							
I-SI1712665	Drain Spade & Ball Valve - PL	R	4/28/2021	134.64		042788		
I-SI1713448	Parts for Cliff House - PL	R	4/28/2021	255.17		042788		
I-SI1715768	Brass Bushing & Brass Plug - P	R	4/28/2021	11.35		042788		401.16

VENDOR I.D.	NAME	STATUS	CHECK DATE	INVOICE AMOUNT	DISCOUNT	CHECK NO	CHECK STATUS	CHECK AMOUNT
00840	AQUA-METRIC SALES COMPANY							
I-INV0082044	3" Omni Meter - PL	R	4/28/2021	1,509.67		042789		1,509.67
01323	ARGO CHEMICAL INC							
I-2104118	Ammonia Solution - TP	R	4/28/2021	2,797.03		042790		2,797.03
01666	AT & T							
I-000016376665	Acct#9391062398	R	4/28/2021	131.05		042791		131.05
04254	Automation Services, LLC							
I-21-033	Monitoring Buoy Rep./Scada-LAB	R	4/28/2021	4,200.00		042792		
I-21-034	Monitoring Buoy Repair/ScadaLA	R	4/28/2021	168.70		042792		4,368.70
00030	B&R TOOL AND SUPPLY CO							
I-1900957868	White Ultra Heavy Duty Utility	R	4/28/2021	101.29		042793		
I-1900958082	Battery, Grinder & Ratchet -PL	R	4/28/2021	515.33		042793		616.62
00679	BAKERSFIELD PIPE & SUPPLY INC							
I-S2808151.001	Weld Fitting - PL	R	4/28/2021	1,329.48		042794		
I-S2811053.001	Ball Valve & Pipe Fittings -EM	R	4/28/2021	183.19		042794		1,512.67
04021	Blankinship & Associates, Inc.							
I-BA7430	Cu for Aquatic Pesticide - LAB	R	4/28/2021	10,153.75		042795		10,153.75
04111	Roadpost, Inc.							
I-BU01317476	Sat Phone Service - TP	R	4/28/2021	54.80		042796		54.80
02060	CAPCO Analytical Services, Inc							
I-210563	Backwash Solids Analytical -TP	R	4/28/2021	809.00		042797		809.00
00061	COMPUWAVE							
I-SB02097095	Adobe Photoshop - TP	R	4/28/2021	93.00		042798		93.00
00062	CONSOLIDATED ELECTRICAL							
I-9009-1004313	NEMA 4 Enclosure - LAB	R	4/28/2021	507.52		042799		
I-9009-1004521	Compactlogix - EM	R	4/28/2021	20,946.60		042799		21,454.12
00296	CUMMINS SALES & SERVICE							
I-X3-27469	Annual Load Bank Test - TP	R	4/28/2021	1,640.69		042800		1,640.69
00095	FAMCON PIPE & SUPPLY							
I-S100051937.001	Air Valve & Bug Screen - PL	R	4/28/2021	4,971.04		042801		
I-S100052724.001	Hydrant Replacement - PL	R	4/28/2021	1,762.92		042801		6,733.96

VENDOR I.D.	NAME	STATUS	CHECK DATE	INVOICE AMOUNT	DISCOUNT	CHECK NO	CHECK STATUS	CHECK AMOUNT
00714	FAST SIGNS							
I-264-60040	RTA Premium Letters - GARAGE	R	4/28/2021	257.53		042802		257.53
00013	FERGUSON ENTERPRISES INC							
I-0754193	Sink Faucet - LCRA	R	4/28/2021	775.74		042803		775.74
00101	FISHER SCIENTIFIC							
I-1030948	Nutrient Agar - LAB	R	4/28/2021	44.16		042804		44.16
00104	FRED'S TIRE MAN							
I-131603	Oil Change - Unit 50	R	4/28/2021	47.90		042805		47.90
00485	FRUIT GROWERS SUPPLY COMPANY							
I-92221010	Parts for Spray Rig - Unit 267	R	4/28/2021	150.02		042806		
I-92221020	Clamp Hose - Unit 267	R	4/28/2021	8.53		042806		158.55
00115	GRAINGER, INC							
I-9872073177	Chain Lubricant - TP	R	4/28/2021	58.50		042807		
I-9876643538	Cable Rope Lubrication - TP	R	4/28/2021	173.65		042807		
I-9878544775	Rope Lubricant - TP	R	4/28/2021	76.57		042807		308.72
02748	Hanna Instruments							
I-USA40055380-I	Spare DO Membranes - FISH	R	4/28/2021	101.47		042808		101.47
01052	HARBOR FREIGHT TOOLS USA, INC							
I-945878	ATV Electric Winch - SAFE	R	4/28/2021	75.41		042809		75.41
00369	HARRINGTON INDUSTRIAL PLASTICS							
I-013B8029	O-Ring Vit & Tubing - TP	R	4/28/2021	108.13		042810		108.13
00894	HOSE-MAN, INC.							
I-5284843-0001-05	Hose - PL	R	4/28/2021	108.12		042811		108.12
00125	IDEXX DISTRIBUTION CORP							
I-3083294205	Colilert Test - LAB	R	4/28/2021	1,070.01		042812		1,070.01
00127	INDUSTRIAL BOLT & SUPPLY							
I-220271-1	Bolts - PL	R	4/28/2021	408.04		042813		
I-220711-1	Hex Nut - PL	R	4/28/2021	166.02		042813		
I-221022-1	Bolts & Washer - EM	R	4/28/2021	260.54		042813		834.60
00131	JCI JONES CHEMICALS, INC							
I-851593	Chlorine - TP, CM 851621	R	4/28/2021	1,725.00		042814		
I-851970	Chlorine - TP, CM 851996	R	4/28/2021	1,725.00		042814		3,450.00

VENDOR I.D.	NAME	STATUS	CHECK DATE	INVOICE AMOUNT	DISCOUNT	CHECK NO	CHECK STATUS	CHECK AMOUNT
05775	Ksen Sku Mu							
I-269	Native American Monitoring-ENG	R	4/28/2021	6,593.28		042815		6,593.28
02129	Tracy Medeiros							
I-042821	1102WC180000001 04/17-04/30/21	R	4/28/2021	580.00		042816		580.00
00151	MEINERS OAKS ACE HARDWARE							
I-963817	Bucket - UT	R	4/28/2021	7.79		042817		
I-964410	Orbital Sanders & Sand Disc-IC	R	4/28/2021	124.27		042817		
I-964432	Insecticides & AirFreshener-EM	R	4/28/2021	21.17		042817		
I-964466	Mortar - LCRA	R	4/28/2021	16.58		042817		
I-964555	Trash Bags & Plier - UT	R	4/28/2021	93.55		042817		
I-964589	Brass Hex Plugs - EM	R	4/28/2021	18.07		042817		
I-964975	Metal Plates & Braces - SAFE	R	4/28/2021	11.67		042817		
I-965032	Flashlight & Fittings - LAB	R	4/28/2021	136.29		042817		
I-965168	fittings & Adaptors - LAB	R	4/28/2021	60.64		042817		
I-965309	Post Base - UT	R	4/28/2021	11.70		042817		
I-965394	Ball Valve - & Adaptor - UT	R	4/28/2021	19.50		042817		
I-965519	Spray Paint - LAB	R	4/28/2021	4.29		042817		525.52
03444	Mission Linen Supply							
I-514460990	Uniform Pants - TP	R	4/28/2021	20.00		042818		
I-514641822	Uniform Pants - PL	R	4/28/2021	33.71		042818		
I-514641823	Uniform Pants - MAINT	R	4/28/2021	26.41		042818		
I-514641826	Uniform Pants - TP	R	4/28/2021	32.54		042818		112.66
00149	MRC Global							
I-7108795001	Gaskets - EM	R	4/28/2021	853.50		042819		853.50
03101	OSTS, Inc.							
I-54588	Confined Space Training - O&M	R	4/28/2021	850.00		042820		
I-54759	Trench/Shoring/Excavation Trai	R	4/28/2021	600.00		042820		1,450.00
05713	Pops Auto Repair							
I-072	Oil Change & Wiper Blades-Un09	R	4/28/2021	219.26		042821		219.26
00184	POWERSTRIDE BATTERY CO, INC							
I-V604761	Battery for WQ Buoy - LAB	R	4/28/2021	185.78		042822		185.78
00619	PUMP CHECK							
I-8351	Meter Test - EM	R	4/28/2021	1,890.00		042823		1,890.00
00306	Rincon Consultants, Inc.							
I-29771	Grand Ave Env Services - ENG	R	4/28/2021	11,638.75		042824		11,638.75

VENDOR I.D.	NAME	STATUS	CHECK DATE	INVOICE AMOUNT	DISCOUNT	CHECK NO	CHECK STATUS	CHECK AMOUNT
01919	Bob Roper							
I-041921	Irrigation Controller Rebate	R	4/28/2021	124.97		042825		124.97
02756	SC Fuels							
I-1850926-IN	Gas & Diesel LCRA	R	4/28/2021	3,872.12		042826		3,872.12
00215	SOUTHERN CALIFORNIA EDISON							
I-042221	Acct#700625798978	R	4/28/2021	317.51		042827		317.51
00216	Southern California Gas Co.							
I-042721a	Acct#00801443003	R	4/28/2021	522.98		042828		
I-042721b	Acct#18231433006	R	4/28/2021	62.97		042828		585.95
05812	Nathan Sullivan							
I-983791	Camping Cancellation - LCRA	R	4/28/2021	135.00		042829		135.00
02703	Sunbelt Rentals							
I-112269971-0001	Mini Excavator Rental - PL	R	4/28/2021	835.61		042830		835.61
01147	SUPERIOR GATE SYSTEMS							
I-4508	Gate Repair DO - MAINT	R	4/28/2021	130.00		042831		130.00
02643	Take Care by WageWorks							
I-12488185	Reimburse Med/Dep Care	R	4/28/2021	16.96		042832		16.96
00825	USA BLUEBOOK							
C-517028	Dial Thermometer Return - LAB	R	4/28/2021	76.49CR		042833		
C-549308	Invoice Correction - LAB	R	4/28/2021	0.92CR		042833		
C-549427	Invoice Correction - LAB	R	4/28/2021	0.69CR		042833		
I-519988	ISO Certification - LAB	R	4/28/2021	249.81		042833		
I-579848	Liquid Chlorinator - PL	R	4/28/2021	1,517.94		042833		1,689.65
00243	VALLEY EQUIPMENT							
I-031821	Propane - EM	R	4/28/2021	7.51		042834		7.51
02979	WaterWisePro Training							
I-042821	WaterwisePro Study Guides - UT	R	4/28/2021	1,250.00		042835		1,250.00
00663	WAXIE SANITARY SUPPLY							
I-79945895	Janitorial Supplies - LCRA	R	4/28/2021	1,127.41		042836		
I-79949781	Foam Hand Soap - LCRA	R	4/28/2021	36.66		042836		1,164.07
05028	Weck Analytical Environmental							
I-W1D1254-Casitasmun	Mo Plant Effluent Spec. - LAB	R	4/28/2021	183.60		042837		183.60

VENDOR I.D.	NAME	STATUS	CHECK DATE	INVOICE AMOUNT	DISCOUNT	CHECK NO	CHECK STATUS	CHECK AMOUNT
03652	Cummins Inc.							
I-X3-24750	Annual Service/Load Bank Test	R	5/03/2021	1,221.79		042838		1,221.79
01325	Aflac Worldwide Headquarters							
I-244700	Supplemental Insurance 04/21	R	5/05/2021	3,342.22		042839		
I-840600	Supplemental Insurance 03/21	R	5/05/2021	3,342.22		042839		6,684.44
09569	ALLCABLE							
I-4024363	12 Port UTP - IT/LCRA	R	5/05/2021	109.25		042840		
I-4024716	Items for RMS Proj. at OE -LAB	R	5/05/2021	195.56		042840		304.81
03044	Amazon Capital Services							
I-11DK-WN9F-GP1F	Cell Phone Signal Booster - EM	R	5/05/2021	273.71		042841		
I-11PX-NPH6-RK7H	Tires for Golf Cart -Unit 9394	R	5/05/2021	225.17		042841		
I-14CN-LNXC-LY6M	Spray Nozzle - LCRA	R	5/05/2021	88.08		042841		
I-169X-NFWK-H37H	Respirators - MAINT	R	5/05/2021	84.88		042841		
I-17LG-WJFC-VRKP	Brush Wall Plate - LCRA	R	5/05/2021	34.28		042841		
I-17LG-WJFC-W3KD	Paint Brushes & Carb Carbure	R	5/05/2021	60.88		042841		
I-1NCP-6QHK-CVR3	Charging Cables - EM	R	5/05/2021	55.40		042841		
I-1QQK-6TQG-WGQV	Alcohol Wipes - SAFE	R	5/05/2021	32.13		042841		
I-1T9G-QTV4-4WWL	75F Hoses - PL	R	5/05/2021	816.45		042841		
I-1V7X-QHLN-YGRH	Network Transceivers - IT	R	5/05/2021	64.32		042841		
I-1VG7-7367-WLQP	Hydraulic Oil - GARAGE	R	5/05/2021	663.88		042841		
I-1XM3-D4M7-4NDH	Toolbox - SAFE	R	5/05/2021	213.64		042841		2,612.82
00836	AMERICAN RED CROSS							
I-22343979	Bloodborne Pathogens Training	R	5/05/2021	45.00		042842		45.00
00029	AMERICAN TOWER CORP							
I-3587116	Tower Rent-Red Mtn.Rincon Peak	R	5/05/2021	2,196.12		042843		2,196.12
00014	AQUA-FLO SUPPLY							
I-SI1715771	Fittings - WP	R	5/05/2021	3.70		042844		3.70
00840	AQUA-METRIC SALES COMPANY							
I-INV0082394	1 1/2" Meters - UT	R	5/05/2021	1,318.79		042845		1,318.79
01666	AT & T							
I-000016381208	Acct#9391064013	R	5/05/2021	23.75		042846		23.75
00018	AT & T MOBILITY							
I-287294256431X0421	Acct#287294256431	R	5/05/2021	658.18		042847		
I-287299383384X0421	Acct#287299383384	R	5/05/2021	77.76		042847		735.94

VENDOR I.D.	NAME	STATUS	CHECK DATE	INVOICE AMOUNT	DISCOUNT	CHECK NO	CHECK STATUS	CHECK AMOUNT
04254	Automation Services, LLC							
I-21-034a	Service for Security Cameras-EN	R	5/05/2021	2,200.00		042848		2,200.00
00021	AWA OF VENTURA COUNTY							
I-06-13315	Water Wise Training - PR/BOARD	R	5/05/2021	125.00		042849		125.00
00030	B&R TOOL AND SUPPLY CO							
I-1900958129	Saw Blades & Cutting Wheel -EM	R	5/05/2021	186.34		042850		186.34
05814	Arnulfo Cells							
I-982999	Extra Vehicle Refund - LCRA	R	5/05/2021	20.00		042851		20.00
04678	Cla-Val, Soundcast, Griswold C							
I-819554	ClaVal Maint. Fairview PP	R	5/05/2021	2,000.64		042852		
I-819556	ClaVal Maint Fairview PP 10"	R	5/05/2021	3,406.48		042852		
I-819557	ClaVal Maint. Fairview PP 8"	R	5/05/2021	3,437.82		042852		
I-819558	ClaVal Maint. :ibbey Reg Stat.	R	5/05/2021	1,134.04		042852		
I-819559	ClaVal Maint. Arbolada PP 6"	R	5/05/2021	1,963.95		042852		
I-819561	ClaVal Maint. OVPS 8"	R	5/05/2021	2,209.77		042852		
I-819564	ClaVal Maint. 3 M PP 8"	R	5/05/2021	3,766.80		042852		
I-819565	ClaVal Maint. Valley View PP4"	R	5/05/2021	2,931.08		042852		
I-819566	ClaVal Maint. Valley View PP4"	R	5/05/2021	2,225.33		042852		23,075.91
01843	COASTAL COPY							
I-953174	Copier Usage - LCRA	R	5/05/2021	146.84		042853		
I-955237	Copier Usage - LCRA	R	5/05/2021	382.98		042853		529.82
00062	CONSOLIDATED ELECTRICAL							
I-9009-1003890	Submin Fuse - EM	R	5/05/2021	93.63		042854		93.63
01483	CORVEL CORPORATION							
I-1050677	Claim 1102-WC210000004	R	5/05/2021	195.00		042855		195.00
05815	Trevor Cox							
I-050321	Safety Boot Stipend	R	5/05/2021	170.00		042856		170.00
01764	DataProse, LLC							
I-DP2101594	UB Mailing 03/21	R	5/05/2021	3,616.28		042857		3,616.28
00081	DELTA LIQUID ENERGY							
I-17492	Propane - LCRA	R	5/05/2021	230.95		042858		
I-E010693	Service Agreement 03/30/22	R	5/05/2021	85.00		042858		315.95

VENDOR I.D.	NAME	STATUS	CHECK DATE	INVOICE AMOUNT	DISCOUNT	CHECK NO	CHECK STATUS	CHECK AMOUNT
03910	DoiT International USA, INC							
I-IN214001322	Google Apps 04/21	R	5/05/2021	1,488.80		042859		1,488.80
02667	Digital Telecommunications Cor							
I-41402	Remote Programming - LCRA	R	5/05/2021	100.00		042860		100.00
00086	E.J. Harrison & Sons Inc							
I-28632	Acct#1C00054230	R	5/05/2021	5,149.12		042861		5,149.12
00095	FAMCON PIPE & SUPPLY							
I-S100052749.001	Fire Hydrants - PL	R	5/05/2021	13,513.50		042862		13,513.50
00099	FGL ENVIRONMENTAL							
I-104271A	Plant Effluent DBP 03/30/21	R	5/05/2021	233.00		042863		
I-104522A	Nitrate Monitoring 04/06/21	R	5/05/2021	65.00		042863		
I-104523A	OWS Stage 2 DBP Monitoring	R	5/05/2021	362.00		042863		
I-104524A	OWS San Antonio TP Mn 4/05/21	R	5/05/2021	30.00		042863		
I-104525A	OWS San Antonio TP Mn 04/05/21	R	5/05/2021	15.00		042863		
I-104904A	Nitrate Monitoring 04/13/21	R	5/05/2021	43.00		042863		
I-105255A	Nitrate Monitoring 04/20/21	R	5/05/2021	47.00		042863		795.00
00104	FRED'S TIRE MAN							
I-131941	Tires - Unit 70	R	5/05/2021	957.87		042864		
I-131947	Tires - Unit 18	R	5/05/2021	369.87		042864		1,327.74
00106	FRONTIER PAINT							
I-F0270337	Deep Base - TP	R	5/05/2021	108.85		042865		108.85
02720	Garda CL West, Inc.							
I-10634257	Armored Truck Service	R	5/05/2021	827.88		042866		827.88
00115	GRAINGER, INC							
I-9875712870	Phosphoric Acid - LCRA	R	5/05/2021	54.70		042867		54.70
02217	Greg Rents							
I-26952	Concrete & Cart Mixer - WP	R	5/05/2021	370.55		042868		
I-26975	Concrete & Cart Mixer - WP	R	5/05/2021	774.73		042868		1,145.28
00596	HOME DEPOT							
I-4901829a	Power Outlet - LCRA	R	5/05/2021	3.00		042869		3.00
00127	INDUSTRIAL BOLT & SUPPLY							
I-221278-1	Hex Wash & Hex Flange - EM	R	5/05/2021	8.96		042870		8.96

VENDOR I.D.	NAME	STATUS	CHECK DATE	INVOICE AMOUNT	DISCOUNT	CHECK NO	CHECK STATUS	CHECK AMOUNT
02344	Janitek Cleaning Solutions							
I-41038A	Janitorial Servcie - DO	R	5/05/2021	2,477.95		042871		2,477.95
05816	Alex Kelso							
I-050321	Safety Boot Stipend	R	5/05/2021	170.00		042872		170.00
00360	LESLIE'S POOL SUPPLIES, INC							
I-00142-01-034880	Power Powder Granular&Brush-WP	R	5/05/2021	290.34		042873		290.34
05449	Matheson Tri-Gas, Inc.							
I-0023507477	Liquid Oxigen - TP	R	5/05/2021	3,320.04		042874		3,320.04
00151	MEINERS OAKS ACE HARDWARE							
I-964691	Bolts & Screws - LCRA	R	5/05/2021	2.90		042875		
I-964696	Acrylic Sheet - LCRA	R	5/05/2021	64.38		042875		
I-964732	Bolts & Screws - LCRA	R	5/05/2021	3.12		042875		
I-964884	Glue Floor - LCRA	R	5/05/2021	29.26		042875		
I-965028	Saw Blades & Brads - LCRA	R	5/05/2021	92.77		042875		
I-965098	Grout Bag & Spec Mix - LCRA	R	5/05/2021	45.41		042875		
I-965138	Rope & Wire Rope - MAINT	R	5/05/2021	36.14		042875		
I-965140	Cement & Valve Ball - LCRA	R	5/05/2021	59.09		042875		
I-965231	Glue Floor - LCRA	R	5/05/2021	14.63		042875		
I-965296	Clamp Hose&Grinder Kit-Unit267	R	5/05/2021	34.80		042875		
I-965370	Paint & Toilet Repair Kit-LCRA	R	5/05/2021	90.13		042875		
I-965383	Wall Paint - LCRA	R	5/05/2021	35.93		042875		
I-965475	Flat Steel Stakes - WP	R	5/05/2021	169.91		042875		
I-965476	Screws - LCRA	R	5/05/2021	17.14		042875		
I-965505	1/2' Rebar - WP	R	5/05/2021	87.73		042875		
I-965537	Cement & Conduit PVC - LCRA	R	5/05/2021	16.85		042875		
I-965707	Step Ladder - MAINT	R	5/05/2021	150.14		042875		
I-965852	Bar Holder & Tape - MAINT	R	5/05/2021	63.54		042875		
I-965877	Nylon Twine - LCRA	R	5/05/2021	15.02		042875		
I-965942	Paint & Brush - UT	R	5/05/2021	58.59		042875		
I-965944	Acrylic Sheet & Glue Floor -WP	R	5/05/2021	112.16		042875		
I-966034	Mason Jars - FISH	R	5/05/2021	12.86		042875		
I-966080	Gate Latches & Hasps - MAINT	R	5/05/2021	51.96		042875		
I-966124	Bolts & Screws - UT	R	5/05/2021	40.86		042875		
I-966184	Bolts & Hook - LCRA	R	5/05/2021	13.00		042875		
I-966200	Epoxy Resin - MAINT	R	5/05/2021	20.26		042875		
I-966333	AA Batteries & Tape Measure-UT	R	5/05/2021	72.99		042875		
I-966358	Gloves, Tape, & Cable Ties -TP	R	5/05/2021	55.33		042875		
I-966676	Trash Bags & Drop Cloths - TP	R	5/05/2021	53.23		042875		
I-966736	Bar Clamp & Gate Hardware-MAIN	R	5/05/2021	44.14		042875		1,564.27

VENDOR I.D.	NAME	STATUS	CHECK DATE	INVOICE AMOUNT	DISCOUNT	CHECK NO	CHECK STATUS	CHECK AMOUNT
03444	Mission Linen Supply							
I-514546390	Uniform Pants - TP	R	5/05/2021	20.00		042878		
I-514556432	Uniform Pants - TP	R	5/05/2021	32.54		042878		52.54
03701	MNS Engineers, Inc.							
I-77690	LCRA Sewer Implementation -ENG	R	5/05/2021	3,348.19		042879		
I-77691	Santa Ana Bridge Design - ENG	R	5/05/2021	430.00		042879		
I-77692	Rincon 2(M) Evaluation - ENG	R	5/05/2021	2,225.48		042879		6,003.67
00163	OFFICE DEPOT							
I-170714110001	Office Supplies - DO	R	5/05/2021	96.17		042880		
I-170715242001	Copy Paper - DO	R	5/05/2021	811.71		042880		907.88
00165	OJAI LUMBER CO, INC							
I-2104-631048	Birch Lumber - LCRA	R	5/05/2021	99.55		042881		99.55
00884	OJAI TERMITE & PEST CONTROL, I							
I-215069	Bee Control at SA Plant -MAINT	R	5/05/2021	250.00		042882		250.00
00168	OJAI VALLEY NEWS							
I-300039543	Press Release 04/30/21 - PR	R	5/05/2021	315.00		042883		
I-300039601	AD 04/30/21	R	5/05/2021	150.00		042883		465.00
03392	Pres Tech Equipment Company							
I-INV-000264	Fuel Filter & Piston Kit-U 150	R	5/05/2021	712.17		042884		712.17
00790	PROFORMA							
I-BI85003964A	Uniform Shirts - LCRA	R	5/05/2021	1,154.28		042885		
I-BI85004020A	Hooded Sweatshirt - LCRA	R	5/05/2021	104.43		042885		
I-BI85004046A	Gloves - LCRA	R	5/05/2021	727.31		042885		1,986.02
10042	PSR ENVIRONMENTAL SERVICE, INC							
I-10290	Gas Tank Inspection - DO	R	5/05/2021	230.00		042886		
I-10291	Gas Tank Inspection - LCRA	R	5/05/2021	230.00		042886		460.00
00788	QUINN COMPANY							
I-WO110102763	Replace Key Switch - Unit 287	R	5/05/2021	402.41		042887		402.41
01109	SALVADOR LOERA TRANSPORTATION							
I-15747	Base for Casitas Dam - TP	R	5/05/2021	511.63		042888		511.63
00725	SMART & FINAL							
I-469511	Salt - TP	R	5/05/2021	21.98		042889		21.98

VENDOR I.D.	NAME	STATUS	CHECK DATE	INVOICE AMOUNT	DISCOUNT	CHECK NO	CHECK STATUS	CHECK AMOUNT
00872	Smart Rain							
I-INV-SR158	Weather Station Signal	R	5/05/2021	79.00		042890		79.00
00215	SOUTHERN CALIFORNIA EDISON							
I-042921a	Acct#700387230310	R	5/05/2021	17.71		042891		
I-042921b	Acct#700237081885	R	5/05/2021	1,238.08		042891		
I-042921c	Acct#700029026585	R	5/05/2021	1,791.79		042891		3,047.58
02643	Take Care by WageWorks							
I-12525469	Reimburse Med/Dep Care	R	5/05/2021	150.00		042892		150.00
02778	Traffic Management, Inc.							
I-720904	Messageboard Grand Ave - ENG	R	5/05/2021	2,760.00		042893		2,760.00
02527	Traffic Technologies LLC							
I-37472	15 Minutes Park Signs - LCRA	R	5/05/2021	66.64		042894		66.64
01662	TYLER TECHNOLOGIES, INC.							
I-025-331338	UB Monthly Online Fees 05/21	R	5/05/2021	128.00		042895		128.00
00225	UNDERGROUND SERVICE ALERT							
I-420210096	CAS01 New Ticket - ENG	R	5/05/2021	217.90		042896		
I-dsb20201898	Regulatory Costs - ENG	R	5/05/2021	110.30		042896		328.20
00257	VENTURA RIVER WATER DISTRICT							
I-043021a	Acct#5-37500A	R	5/05/2021	65.45		042897		
I-043021b	Acct#3-50100A	R	5/05/2021	2.00		042897		67.45
00248	COUNTY OF VENTURA							
I-IN0213662	Cross Connection Control - LAB	R	5/05/2021	3,485.25		042898		3,485.25
00663	WAXIE SANITARY SUPPLY							
I-79972127	Janitorial Supplies - LCRA	R	5/05/2021	391.96		042899		391.96
02868	Western X-Ray Corporation							
I-29451	Surge Tank Inspection - EM	R	5/05/2021	2,737.00		042900		2,737.00
04010	CALIFORNIA STATE DISBURSEMENT							
I-CS5202105031880	200000001181291	R	5/05/2021	386.30		042901		386.30
02823	Franchise Tax Board							
I-G08202105031880	STATE TAX GARNISHMENT	R	5/05/2021	500.00		042902		500.00

VENDOR I.D.	NAME	STATUS	CHECK DATE	INVOICE AMOUNT	DISCOUNT	CHECK NO	CHECK STATUS	CHECK AMOUNT
00124	ICMA RETIREMENT TRUST - 457							
I-DCI202105031880	DEFERRED COMP FLAT	R	5/05/2021	375.00		042903		
I-DI%202105031880	DEFERRED COMP PERCENT	R	5/05/2021	99.09		042903		474.09
00985	NATIONWIDE RETIREMENT SOLUTION							
I-CUN202105031880	457 CATCH UP	R	5/05/2021	480.77		042904		
I-DCN202105031880	DEFERRED COMP FLAT	R	5/05/2021	8,349.34		042904		
I-DN%202105031880	DEFERRED COMP PERCENT	R	5/05/2021	401.05		042904		9,231.16
1	RHODES, CHRISTINA							
I-000202105031874	Re AR REFUND	R	5/05/2021	94.50		042905		94.50
1	STANTON, SETH M							
I-000202105031873	Refu AR REFUND	R	5/05/2021	165.25		042906		165.25
1	ZIMMERMAN, MEGAN							
I-000202105031872	Ref AR REFUND	R	5/05/2021	130.00		042907		130.00
1	TYLER, MELTON							
I-000202105031875	US REFUND	R	5/05/2021	15.38		042908		15.38
1	MARQUEZ, ANTOINETTE							
I-000202105031876	US REFUND	R	5/05/2021	7.22		042909		7.22
1	ACERRO, DAWN							
I-000202105031877	US REFUND	R	5/05/2021	62.61		042910		62.61
1	DOTY BROS INC							
I-000202105031879	US REFUND	R	5/05/2021	500.00		042911		500.00
1	DUENAS, VICTORIA							
I-000202105031878	US REFUND	R	5/05/2021	9.10		042912		9.10

* * T O T A L S * *	NO	INVOICE AMOUNT	DISCOUNTS	CHECK AMOUNT
REGULAR CHECKS:	126	210,515.94	0.00	210,515.94
HAND CHECKS:	0	0.00	0.00	0.00
DRAFTS:	5	146,499.85	0.00	146,499.85
EFT:	0	0.00	0.00	0.00
NON CHECKS:	0	0.00	0.00	0.00
VOID CHECKS:	0	VOID DEBITS 0.00		
		VOID CREDITS 0.00	0.00	0.00

TOTAL ERRORS: 0

VENDOR I.D.	NAME	STATUS	CHECK DATE	INVOICE AMOUNT	DISCOUNT	CHECK NO	CHECK STATUS	CHECK AMOUNT
				NO				
VENDOR SET: 01	BANK: AP	TOTALS:		131	INVOICE AMOUNT	DISCOUNTS		CHECK AMOUNT
				131	357,015.79	0.00		357,015.79
BANK: AP	TOTALS:			131	357,015.79	0.00		357,015.79
REPORT TOTALS:				131	357,015.79	0.00		357,015.79

Adjudication Charge Fund Account

Publication of check register is in compliance with Section 53065.6 of the Government Code which requires the District to disclose reimbursements to employees and/or directors.

Adj. Checks: 000017

Voids:



Janyne Brown , Chief Financial Officer

Signature

Signature

Signature

VENDOR I.D.	NAME	STATUS	CHECK DATE	INVOICE AMOUNT	DISCOUNT	CHECK NO	CHECK STATUS	CHECK AMOUNT
02475	Rutan & Tucker, LLP							
I-894090	Adjudication Litigation	03/21	R 4/28/2021	21,717.22		000017		21,717.22

* * T O T A L S * *

	NO	INVOICE AMOUNT	DISCOUNTS	CHECK AMOUNT
REGULAR CHECKS:	1	21,717.22	0.00	21,717.22
HAND CHECKS:	0	0.00	0.00	0.00
DRAFTS:	0	0.00	0.00	0.00
EFT:	0	0.00	0.00	0.00
NON CHECKS:	0	0.00	0.00	0.00
VOID CHECKS:	0			
VOID DEBITS		0.00		
VOID CREDITS		0.00	0.00	

TOTAL ERRORS: 0

	NO	INVOICE AMOUNT	DISCOUNTS	CHECK AMOUNT
VENDOR SET: 01 BANK: ADJ TOTALS:	1	21,717.22	0.00	21,717.22
BANK: ADJ TOTALS:	1	21,717.22	0.00	21,717.22
REPORT TOTALS:	1	21,717.22	0.00	21,717.22

Casitas Municipal Water District
Reimbursement Disclosure Report (1)
Fiscal Year 2020/21
July 1, 2020-June 30, 2021

<u>Date paid</u>	<u>Board of Director/Employee</u>	<u>Description</u>	<u>Amount Paid</u>
7/1/2020	Julia Aranda	Lunch for Crew - Leak at Rincon	\$ 429.00
7/1/2020	John Simon	Safety Boot Stipend	\$ 170.00
7/1/2020	David Van Someren	Safety Boot Stipend	\$ 170.00
7/8/2020	Virgil Clary	Mileage	\$ 201.42
7/15/2020	Gerardo M Herrera	D5 Renewal Fee	\$ 155.00
7/15/2020	Gerardo M Herrera	Water Distribution System O&M Course	\$ 163.53
7/15/2020	Scott Lewis	Winter Term Tuition	\$ 998.14
7/22/2020	Willis Hand	Oil for use at the wellfield	\$ 133.81
7/29/2020	Stuart Birdsey	Themal Paper	\$ 160.59
8/12/2020	Julia Aranda	Steel-toe Boots	\$ 102.90
8/12/2020	Gonzalo Carbajal-Ramirez	Safety Boot Stipend	\$ 170.00
8/12/2020	Virgil Clary	Mileage	\$ 130.81
8/12/2020	Ramiro Garcia	Safety Boot Stipend	\$ 170.00
8/12/2020	Vincent Godinez	Safety Boot Stipend	\$ 170.00
8/12/2020	Spencer Hair	Safety Boot Stipend	\$ 170.00
8/12/2020	Gerardo M Herrera	Safety Boot Stipend	\$ 170.00
8/12/2020	Eric Lara	Safety Boot Stipend	\$ 170.00
8/12/2020	Mario Mariscal	Safety Boot Stipend	\$ 170.00
8/12/2020	Ian McMahan	Safety Boot Stipend	\$ 170.00
8/12/2020	Luis Mejia	Safety Boot Stipend	\$ 170.00
8/12/2020	David Pope	Safety Boot Stipend	\$ 170.00
8/12/2020	Edgar Ramos	Safety Boot Stipend	\$ 170.00
8/12/2020	Michael Robles	Safety Boot Stipend	\$ 170.00
8/12/2020	Greg Romey	Dinner/Drinks - O&M Staff	\$ 346.86
8/12/2020	Jose Ruiz	Safety Boot Stipend	\$ 170.00
8/12/2020	Brian Taylor	Safety Boot Stipend	\$ 170.00
8/26/2020	Gerardo M Herrera	Calss Registration	\$ 170.00
8/26/2020	Gerardo M Herrera	Lunch for Crew - Leak at Rincon 08/19/20	\$ 169.67
8/26/2020	Joe Martinez III	Travel Expenses	\$ 168.43
9/2/2020	Greg Romey	Food & Drinks Leak at rincon Rincon	\$ 455.18
9/2/2020	Brian Taylor	Office Supplies for PL	\$ 154.72
9/9/2020	Alvin Domingo	Lan Analyst Certification	\$ 246.00
9/9/2020	Alvin Domingo	WQE Exam	\$ 280.00
9/9/2020	Joe Evans	Outboard Propeller Unit 136	\$ 161.63
9/9/2020	Luke Soholt	Damtender's Residence Possessory Interest Tax	\$ 431.21
9/9/2020	Rebekah Vieira	Tuition Reimbursment	\$ 1,800.00
9/16/2020	Luke Soholt	California State Water Resourse Control Board Renewal	\$ 210.00
9/16/2020	Luke Soholt	Water Tretment Plant Operation Course	\$ 164.53
9/23/2020	Scott Lewis	Car Rental 7/31-8/17	\$ 858.75
9/23/2020	Scott Lewis	Hotel 08/02-08/15	\$ 1,257.09
9/30/2020	Lindsay Cao	CWEA Member Renewal	\$ 192.00
9/30/2020	Gonzalo Carbajal-Ramirez	Advance for Trip to Sacramento for Certificate Testing	\$ 409.20
9/30/2020	Vincent Godinez	Advance for Trip to Sacramento for Certificate Testing	\$ 409.20
9/30/2020	Mario Mariscal	Advance for Trip to Sacramento for Certificate Testing	\$ 617.20
9/30/2020	Luis Mejia	Advance for Trip to Sacramento for Certificate Testing	\$ 409.20
9/30/2020	Edgar Ramos	Advance for Trip to Sacramento for Certificate Testing	\$ 617.20
9/30/2020	Cameron Tindle	Advance for Trip to Sacramento for Certificate Testing	\$ 409.20
9/30/2020	Brian Taylor	Door Purchased for PL office	\$ 268.30
10/7/2020	Virgil Clary	Mileage 08/20	\$ 109.19
10/7/2020	Virgil Clary	Mileage 09/20	\$ 190.67
10/21/2020	Michael Gibson	Mileage 07/20	\$ 140.88
10/21/2020	Michael Gibson	Mileage 08/20	\$ 108.10
10/21/2020	Scott Lewis	Fisheries Supplies	\$ 206.83
10/21/2020	Scott Lewis	Car Rental 09/25-10/11	\$ 747.55
10/21/2020	Scott Lewis	Hotel 09/27-10/10	\$ 1,217.45

Casitas Municipal Water District
Reimbursement Disclosure Report (1)
Fiscal Year 2020/21
July 1, 2020-June 30, 2021

10/28/2020	Josh Malagon	IT Training	\$ 128.00
11/4/2020	Brian Taylor	Blinds for PL Shop	\$ 105.55
11/18/2020	Greg Romey	ASSP Renewal	\$ 230.00
11/18/2020	Greg Romey	Whiteboard	\$ 179.81
11/25/2020	Michael Shields	Lunch for Crew - Leak at Fordyce	\$ 113.11
12/2/2020	Ron Quinine	EMR Red Cross Certification	\$ 228.00
12/2/2020	Ron Quinine	Study Material For Certification	\$ 159.93
12/23/2020	Osvaldo Gutierrez	Safety Boot Stipend	\$ 170.00
12/30/2020	Joel Cox	Meal Reimbursement - Leak at Cuyama/Hwy33	\$ 114.52
12/30/2020	Greg Romey	Printed Dry Erase Magnets	\$ 180.62
12/30/2020	Greg Romey	Corporate Safety Course	\$ 815.00
12/30/2020	Spencer Hair	CPSI Practice Exam	\$ 120.00
1/6/2021	Virgil Clary	Mileage 10/20	\$ 143.58
1/13/2021	Lindsay Cao	PE Renewal	\$ 115.00
1/13/2021	Scott Lewis	Hotel 12/05/20-12/19/20	\$ 1,204.70
1/13/2021	Scott Lewis	Fisheries Supplies	\$ 130.34
1/13/2021	Scott Lewis	Car Rental 012/04/20-12/20/20	\$ 849.40
1/13/2021	Scott Lewis	Tuition Reimbursment Fall 2020	\$ 2,053.68
1/20/2021	Michael Gibson	Mileage 12/20	\$ 151.80
2/3/2021	Willis Hand	D4 Renewal of Certification	\$ 105.00
2/10/2021	Eric Behrendt	Safety Boot Stipend	\$ 170.00
2/10/2021	Scot Byron	Safety Boot Stipend	\$ 170.00
2/10/2021	Lindsay Cao	Safety Boot Stipend	\$ 170.00
2/10/2021	Gonzalo Carbajal-Ramirez	Safety Boot Stipend	\$ 170.00
2/10/2021	Virgil Clary	Safety Boot Stipend	\$ 170.00
2/10/2021	Joel Cox	Safety Boot Stipend	\$ 170.00
2/10/2021	Alvin Domingo	Safety Boot Stipend	\$ 170.00
2/10/2021	Todd Evans	Safety Boot Stipend	\$ 170.00
2/10/2021	Ramiro Garcia	Safety Boot Stipend	\$ 170.00
2/10/2021	Vincent Godinez	Safety Boot Stipend	\$ 170.00
2/10/2021	Eric Grabowski	Safety Boot Stipend	\$ 170.00
2/10/2021	Ken Grinnell	Safety Boot Stipend	\$ 170.00
2/10/2021	Willis Hand	Safety Boot Stipend	\$ 170.00
2/10/2021	Gerardo M Herrera	Safety Boot Stipend	\$ 170.00
2/10/2021	Eric Lane	Safety Boot Stipend	\$ 170.00
2/10/2021	Eric Lara	Safety Boot Stipend	\$ 170.00
2/10/2021	Tim Lawson	Safety Boot Stipend	\$ 170.00
2/10/2021	Ivan Lopez	Safety Boot Stipend	\$ 170.00
2/10/2021	Scott MacDonald	Safety Boot Stipend	\$ 170.00
2/10/2021	Mario Mariscal	Safety Boot Stipend	\$ 170.00
2/10/2021	Ian McMahon	Safety Boot Stipend	\$ 170.00
2/10/2021	Luis Mejia	Safety Boot Stipend	\$ 170.00
2/10/2021	Gustavo Muro	Safety Boot Stipend	\$ 170.00
2/10/2021	Curtis Orozco	Safety Boot Stipend	\$ 170.00
2/10/2021	David Pope	Safety Boot Stipend	\$ 170.00
2/10/2021	Edgar Ramos	Safety Boot Stipend	\$ 170.00
2/10/2021	William Reeder	Safety Boot Stipend	\$ 170.00
2/10/2021	Michael Robles	Safety Boot Stipend	\$ 170.00
2/10/2021	Jose Ruiz	Safety Boot Stipend	\$ 170.00
2/10/2021	Steven Sharp	Safety Boot Stipend	\$ 170.00
2/10/2021	John Simon	Safety Boot Stipend	\$ 170.00
2/10/2021	Luke Soholt	Safety Boot Stipend	\$ 170.00
2/10/2021	Jordan Switzer	Safety Boot Stipend	\$ 170.00
2/10/2021	Brian Taylor	Safety Boot Stipend	\$ 170.00
2/10/2021	Cameron Tindle	Safety Boot Stipend	\$ 170.00
2/17/2021	Ramiro Garcia	Class Expenses	\$ 171.00

Casitas Municipal Water District
Reimbursement Disclosure Report (1)
Fiscal Year 2020/21
July 1, 2020-June 30, 2021

2/17/2021	Mario Mariscal	Class Expenses	\$ 164.53
2/17/2021	Mario Mariscal	Grade 3 Distribution Operator Certification	\$ 190.00
2/17/2021	Mario Mariscal	Grade 2 Water Treatment Operator Certification	\$ 125.00
2/17/2021	Keegan Shirck	Safety Boot Stipend	\$ 170.00
2/24/2021	Eric Behrendt	Heidelberger Generator	\$ 219.49
3/24/2021	Scott Lewis	Car Rental 02/06/21-02/07/21	\$ 205.68
3/24/2021	Scott Lewis	Hotel 01/24/21-02/06/21	\$ 1,130.61
3/24/2021	Scott Lewis	Car Rental 01/25/21-02/06/21	\$ 1,016.95
3/24/2021	Scott Lewis	Fisheries Supplies	\$ 123.99
3/24/2021	Brian Taylor	AYPO Tech Certification	\$ 190.00
3/24/2021	Brian Taylor	CEU Plan Certification	\$ 257.75
3/24/2021	Brian Taylor	Grade 5 Water Distribution Certification	\$ 105.00
3/31/2021	Alvin Domingo	Water Treatment Plan Operation Certification	\$ 317.05
3/31/2021	William Reeder	Grade 4 Water Distribution Operator Certification	\$ 105.00
4/7/2021	Scott Lewis	Winter Term Tuition	\$ 946.32
4/7/2021	Scott Lewis	Airfare To CMWD	\$ 447.40
4/7/2021	Scott Lewis	Hotel 04/05-04/14	\$ 918.27
4/14/2021	Scot Byron	Electrical Continuing Education	\$ 180.00
5/5/2021	Trevor Cox	Safety Boot Stipend	\$ 170.00
5/5/2021	Alex Kelso	Safety Boot Stipend	\$ 170.00

1) Reimbursement Disclosure Report prepared pursuant to California Government Code 53065.5

Minutes of the Casitas Municipal Water District
Board Meeting Held
April 28, 2021

A meeting of the Board of Directors was held April 28, 2021. The meeting was held via teleconference.

CS1. CALL TO ORDER - CLOSED SESSION - 4:00 P.M.

President Brennan called the meeting to order at 4:00 p.m.

CS2. ROLL CALL

Directors Cole, Hajas and Brennan are present. Director Kaiser is absent. Also present are Gm Flood, AGM Dyer, and EA Vieira. Attorney Kwong is present.

CS3. PUBLIC COMMENTS: Public Comments on Closed Session Items

There were no public comments

President Brennan moved the meeting to closed session at 4:02 p.m.

CS4. CLOSED SESSION

CONFERENCE WITH LEGAL COUNSEL – EXISTING LITIGATION (Government

Code Section 54956.9(a) Santa Barbara Channelkeeper v. State Water Resources Control Board, City of San Buenaventura, et al.; and City of San Buenaventura v Duncan Abbott, et al., Cross Complaint; Superior Court of the State of California, County of Los Angeles, Case No. 19STCP01176.

President Brennan ended the closed session at 4:20 p.m.

1. CALL TO ORDER - REGULAR SESSION - 5:00 P.M.

President Brennan called the regular session to order at 5:00 p.m.

2. ROLL CALL

Directors Cole, Hajas and Brennan are present. Director Kaiser is absent. Also present are GM Flood, AGM Dyer, EA Vieira and Counsel Mathews.

3. CLOSED SESSION REPORT

President Brennan reported that the board met in closed session and there was no action to report.

4. AGENDA CONFIRMATION

There were no changes

5. PUBLIC COMMENTS - Presentation on District related items that are not on the agenda - three minute limit.

None

6. CONSENT AGENDA

- 6.a. Accounts Payable Report.
[Accounts Payable Report 04-28-21.pdf](#)
- 6.b. Minutes of the April 14, 2021 Board Meeting.
[4 14 2021 Min.pdf](#)

The Consent Agenda was offered by Director Hajas, seconded by Director Cole and passed by the following roll call vote:

AYES:	Directors:	Hajas, Cole, Brennan
NOES:	Directors:	None
ABSENT:	Directors:	Kaiser

7. ACTION ITEMS

- 7.a. Authorize professional services agreement for right-of-way and property appraisal services with Hamner, Jewell and Associates for the Ventura-Santa Barbara Counties Intertie in the amount of \$91,880.
[Board Memo_HJA 20210428.pdf](#)
[HJA Proposal - Ventura -SB Intertie Project - 2020 \(August 21, 2020\).pdf](#)
[Agreement_HJA_20210428.pdf](#)

On the motion of Director Cole, seconded by Director Hajas, the above recommendation was approved by the following roll call vote:

AYES:	Directors:	Hajas, Cole, Brennan
NOES:	Directors:	None
ABSENT:	Directors:	Kaiser

- 7.b. Set a hearing for 2021 Lake Casitas Recreation Area fee adjustments to be held on May 26, 2021.
[Board Memo on setting of 2021 LCRA Fee Hearing 042821.pdf](#)
[User.Fee.survey 2020_21 ATT1.pdf](#)

On the motion of Director Hajas, seconded by Director Cole, the above recommendation was approved by the following roll call vote:

AYES: Directors: Hajas, Cole, Brennan
NOES: Directors: None
ABSENT: Directors: Kaiser

- 7.c. Approval of an amendment for the extension of the Casitas Water Adventure Snack Bar Concession Contract for a period of one year (January 11, 2023).
[Board Memo on CWA Snack Bar Concessionaire Agreement 042821.pdf](#) [Snack Bar Concession Agreement 011117 ATT2.pdf](#)

On the motion of Director Hajas, seconded by Director Cole, the above recommendation was approved by the following roll call vote:

AYES: Directors: Hajas, Cole, Brennan
NOES: Directors: None
ABSENT: Directors: Kaiser

- 7.d. Presentation and approval of an equity fleet leasing contract with Enterprise Fleet Management Inc. for a pilot program of the acquisition of seven vehicles.
[Board Memo for the Enterprise Fleet Equity Leasing Presentation 042821.pdf](#) [CMWD - EFM Synopsis - 4.8.21 \(2\).pdf](#)
[Enterprise Master Equity Lease Agreement ATT1.pdf](#)
[Enterprise Maintenance Agreement ATT2.pdf](#)
[Enterprise Consignment Auction Agreement for Sale of Customer Owned Vehicles ATT3.pdf](#) [Enterprise Agreement to Sell FM Customer Vehicles - Assignment Agreement ATT4.pdf](#) [Enterprise Assignment Agreement - Exhibit A ATT5.pdf](#)

The board hear a presentation from Laura Clark with Enterprise Fleet Management and answer questions of the board.

On the motion of Director Cole, seconded by Director Brennan, the above recommendation was approved by the following roll call vote:

AYES: Directors: Hajas, Cole, Brennan
NOES: Directors: None
ABSENT: Directors: Kaiser

- 7.e. Approval of updated Casitas MWD Director Appointment Requirements and Guidelines.
[Updated Director Appointment Guidelines 042821.pdf](#)

The board discussed the proposed guidelines and Director Hajas suggested that each board member could vote for one candidate per round of voting. Changes will be made and brought back to the May 10th Special Board Meeting.

8. DISCUSSION ITEMS/PRESENTATIONS

8.a. Discussion of Casitas MWD Fiscal Year 2022 Water Supply and Financial Planning.

Mr. Flood explained that the Water Supply analysis and recommendations for the next year will be presented at the next board meeting. There are some changes that may be made in the WEAP now, other changes will require coordination with customers. A water rate study should occur in FY 2022.

Director Hajas commented that after all the work on the supply and demand side I don't want to drop the ball if we don't implement it through the allocation and rate structure. Revising the allocation to match projected demands is critical. We need to get a handle on how the program works. Who lives within it and who does not and what adjustments are to be made and how to allocate out the supply. I would like to see a schedule on how we will do that and new rate structure will come out. I hope we stay focused on that.

8.b. Public Relations Consultant Update on Public Information Items - Fiona Hutton and Associates.

Ian with Fiona Hutton and Associates presented revised logos and a whiteboard video. The board selected their preferred logo and liked the whiteboard video.

9. INFORMATION ITEMS

9.a. Monthly Engineering Report.
[BoardMemo202104.pdf](#)
[April_2021_8x11_Done_ver2.pdf](#)

9.b. Monthly Hydrology Report.
[Hydrology March 2021.pdf](#)

9.c. Recreation Committee Minutes.
[Rec Minutes 040921.pdf](#)

9.d. Finance Committee Minutes.
[Finance Minutes 041621.pdf](#)

On the motion of Director Cole, seconded by Director Hajas, the Information items were approved by the following roll call vote:

AYES:	Directors:	Hajas, Cole, Brennan
NOES:	Directors:	None
ABSENT:	Directors:	Kaiser

10. GENERAL MANAGER COMMENTS

Mr. Flood reported that the water supply assessment will be on the May 12th Board meeting and also mentioned the Governor's proclamation. It appears the State will be struggling with

water supply. Mr. Flood then reported on his attendance at the Water Commission meeting and that the commission recommends the council move back to stage 1 voluntary 10% reduction in water use. With a low rain year and water supply in the news this could cause some confusion in the public. Our messaging will be very important. Both Ventura River and Meiners Oaks has followed our lead with a stage 3. It is important to think about and have staff look at messaging around decisions the board makes on the WEAP and water supply. Mr. Flood reminded the board of the special meeting on May 10th at 5:00 p.m. to discuss the Director vacancy.

11. BOARD OF DIRECTOR REPORTS ON MEETINGS ATTENDED

President Brennan attended the water commission meeting and last Thursday attended the AWA meeting.

Director Hajas reported on attending the UVRGA meeting where they presented what they will present at the workshop tomorrow.

12. BOARD OF DIRECTOR COMMENTS PER GOVERNMENT CODE SECTION 54954.2(a).

None

13. ADJOURNMENT

President Brennan adjourned the meeting at 6:15 p.m.

MEMORANDUM

TO: Board of Directors
From: Michael L. Flood, General Manager
RE: FY 2021-2022 Casitas Water Supply and Demand Assessment
Date: May 7, 2020

RECOMMENDATION

Adopt recommended drought-related actions and Water Efficiency Allocation Program (WEAP) revisions as contained in Section 5 of this memorandum.

1. BACKGROUND

In accordance with the direction provided in the Water Efficiency and Allocation Program, adopted April 24, 2019, specifically Section 5.2 entitled “*Water Resource Conditions and Actions*,” the Board of Directors are to receive an annual assessment of local water supplies, water demands, and current effectiveness of water demand reduction measures. The information in the assessment may necessitate the consideration and direction from the Board of Directors for further actions to preserve water supply for the future.

2. ANNUAL EVENT SUMMARY

The annual event summary is to provide insight to unusual events that have occurred within the boundary of the Casitas Municipal Water District that would not otherwise be directly reported in the content of the assessment. The key events are as follows:

- a) The Casitas Municipal Water District has continued to cope with the demands of the acquisition of the Ojai Water System. The acquisition transferred to Casitas the operations and maintenance of the Ojai Water System including six groundwater wells in the Ojai Groundwater Basin which have an ongoing goal of maximizing the use of groundwater for that system through both maintenance and planning for future improvements.
- b) The Thomas Fire of December 2017 is expected to have a continuing effect on District operations primarily centered on the control of turbidity in Lake Casitas for water quality purposes and negative impacts to the operation of the Robles Fish Passage facility. With little runoff during the Fiscal Year 2021 season, there has been no impact over the last year.
- c) A groundwater adjudication commenced in the Ojai Valley area through an amended cross complaint filed with the California Superior Court on September 21, 2018. This action included not only Casitas but also many public and private water users in the Ojai Valley. This is of special significance to the District due to its operation of seven groundwater wells within the

basins under question in addition to its right to divert water from the Ventura River. There will likely be no impact on water supply for the next twelve months due to this action but may increase resale water demand.

- d) The District embarked on the development of a Comprehensive Water Resources Plan in early 2019 which was released to the public in draft form in June of 2020. The District has received public comment on the draft plan and the Board has been reviewing various aspects of the plan during the first several months of 2021. On April 21, 2021, the Board directed staff to use a planned operational yield of 15,010 Acre-Feet per Year and a planned demand of 14,525 Acre-Feet per Year for the Casitas System.

- e) The District staff are currently preparing the 2020 Urban Water Management Plan (UWMP) in compliance with the California Water Code. The UWMP is a supply and demand assessment and provides an understanding of past, current, and future water conditions and management. Casitas is a wholesale and retail water provider, and the UWMP will be prepared for 1) Casitas Wholesale, 2) Casitas System Retail, and 3) Ojai System Retail. The deadline for submission to the California Department of Water Resources (DWR) is July 1, 2021.

3. ASSESSMENTS

The assessments are to be considered in the implementation of a Water Shortage Condition Stage and the demand reduction measures for Fiscal Year 2021-22.

WEATHER CONDITIONS.

Long-term average rainfall at Matilija Dam and Casitas Dam are 28.24 and 23.74 inches, respectively, based on records dating back to the 1958-1959 Water Year. During the period of 2012 through 2021, the Ventura River watershed has been in an extreme to moderate drought condition with less than average rainfall amounts (Table 1) that have been insufficient to cause the restoration of local water resources to previous levels. Rainfall totals during the 2021 winter season were far below the long-term average rainfall for Matilija and Casitas Dam locations and have had a negative impact to District water supplies in the early months of the year.

Table 1 – Rainfall Totals for Matilija Dam and Casitas Dam (inches)

Water Year	2011	2012	2013	2014	2015	2016	2017	2018	2019	2020	2021	Avg.
Matilija Dam	40.28	14.21	11.85	14.76	17.57	13.35	31.98	16.75	37.54	16.46	6.42	20.1
Casitas Dam	35.99	15.11	10.99	9.90	11.65	11.07	30.75	9.89	24.77	13.93	6.39	16.4

The winter storms of 2021 can be described as negligible in effect. The annual rainfall total during the period of October 1, 2020 to April 15, 2021, at Matilija Dam and Casitas Dam are 6.42 and 6.39 inches respectively. These are the lowest rainfall totals during the period noted in Table 1.

Drought conditions have also affected the State of California as a whole with the majority of Ventura County be classified as being in a D4 (Extreme Drought) condition by the United States Drought Monitor as of April 20, 2021.

WATER RESOURCES

The primary water resources that provide water to Casitas MWD are collectively the groundwater basins of the Upper Ventura River and Ojai; and the surface water storage at Lake Casitas.

Groundwater Basins

The winter of 2021 brought little recovery to the local groundwater basins within Casitas' district boundaries. The few rainfall events caused continued flashy peak flows with some debris and silt from the previously burned Ventura River watershed.

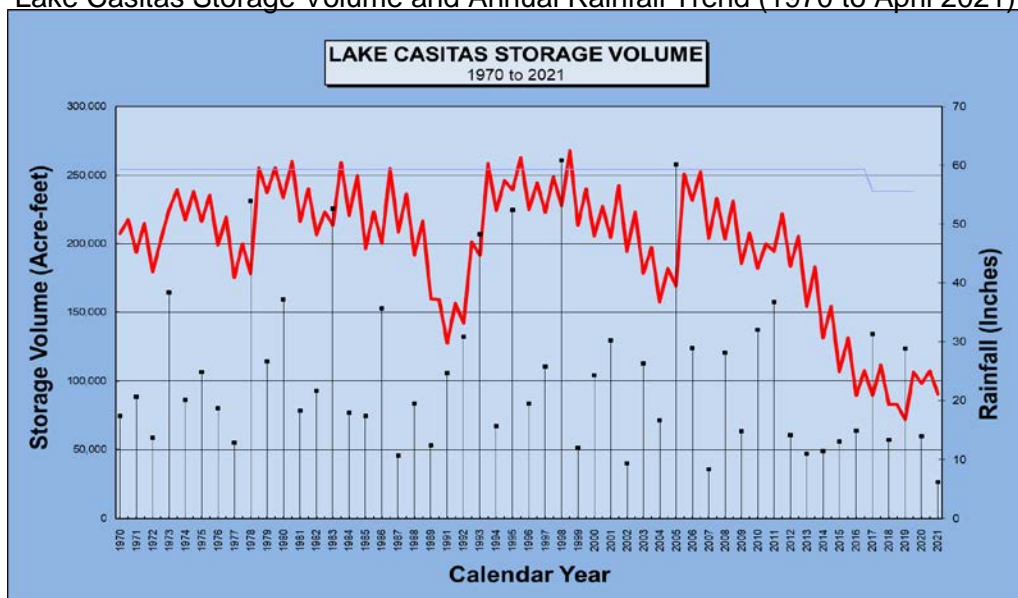
The Upper Ventura River groundwater levels have seen an overall decline since April of 2019. The recent data presented by the Ventura River Water District illustrates that while groundwater levels came to within twelve feet of the May 1 static water level average, they are still well short of being completely full (see May, 2021 VRWD Ground Water Level Chart – Attachment #1). The storage in the Upper Ventura River Basin will likely continue to allow groundwater pumpers to minimize their use of Lake Casitas supply over the next twelve months.

The Ojai groundwater basin is a primary water source for the Ojai Valley's urban and agricultural water demands. The basin's groundwater storage declined an approximate 34 feet in water elevation recorded at a key well in the basin since May 25, 2020. The Ojai basin Groundwater Management Agency has reported that the Ojai basin has an estimated storage of 56,800 acre-feet (71% capacity) at this same time (See OBGMA Summary Sheet – Attachment #2). This supply should allow most groundwater pumpers in this basin to minimize their use of Lake Casitas supply during the next twelve months.

Surface Water Storage

Lake Casitas is the primary source of water supply for the Casitas Municipal Water District. Its construction in the 1950's was as a supplemental supply to local groundwater and as a primary source for areas that do not have groundwater. Figure 1 presents the annual high-low water storage fluctuations that Lake Casitas has experienced since 1970. Lake Casitas storage was last at full storage capacity in May 2006 and has since been in a declining storage trend due to drought conditions, evaporation, environmental conditions, and water use.

Figure 1 – Lake Casitas Storage Volume and Annual Rainfall Trend (1970 to April 2021)



On January 1, 2018, Casitas officially changed the storage table based on a bathymetric survey conducted at Lake Casitas. The volume stored at each designated percentage specified in the Water Efficiency and Allocation Program (WEAP) is changed to reflect the data provided by the bathymetric survey as follows:

Table 2 – WEAP Stages and Lake Casitas Volumes

Stage	<u>Stage 1</u>	<u>Stage 2</u>	<u>Stage 3</u>	<u>Stage 4</u>	<u>Stage 5</u>
Percent Storage	100%	50%	40%	30%	25%
Volume (Acre-feet)	237,975	118,988	95,190	71,393	59,494

WATER DEMAND

In FY 2013-14, the Casitas water demands from Lake Casitas reached 20,417 acre-feet, while Lake Casitas was still in a Stage 1 condition. In April 2014, the State’s Drought Emergency Declaration raised the public awareness to the on-going drought throughout California, the severe conditions in the State Water Project, and the growing scarcity of water for agriculture and communities statewide.

In April 2015, Lake Casitas storage declined to fifty percent of its storage capacity and the Casitas Board of Directors declared that a Stage 2 condition existed for the Lake Casitas supply. In doing so, the Board of Directors initiated Stage 2 mandatory water demand reduction requirements with the further adoption of a revised Water Efficiency and Allocation Plan (WEAP). A key element of the WEAP was the assignment of individual water allocations for residential, commercial and agricultural beneficial water uses, and the assignment of a conservation penalty for water use that was in exceedance of the assigned water allocation.

In June 2016, the Casitas Board of Directors declared that a Stage 3 condition existed as Lake Casitas continued to decline to 100,000 acre-feet of water in storage. The Stage 3 declaration implemented a conservation penalty of \$5.00 per unit and limited the supply available for new water use to 10 acre-feet per fiscal year.

In April 2017, the Casitas Board of Directors continued the Stage 3 declaration, pending possible further decline of Lake Casitas storage to a Stage 4 level.

From December 2018 through February 2019, the Casitas Board of Directors considered the possibility of a Stage 4 declaration but decided to forego the declaration based on the strong conservation response from the community (near a Stage 5 level) combined with rainfall that had been adding significant supply volume to Lake Casitas in early 2019.

Early April 2020 saw a moderate set of storms allowing Lake Casitas storage levels to remain above 105,000 Acre-Feet, however a Stage 3 declaration was left in place for the 2021 Fiscal Year.

Demands on Lake Casitas have increased over the last twelve months with an estimated Fiscal Year 2021 Lake Casitas demand of 10,600 Acre-Feet, an increase of 1,800 Acre-Feet over the Fiscal Year 2020 demand.

Water Demand Response

A critical function of the WEAP is to manage water supplies in such a manner that prevents Lake Casitas from reaching a minimum pool condition through the implementation of water demand response measures – the assignment of individual water allocations and the implementation of a conservation penalty for water use in excess of the allocation.

Since FY 2013-14, the demand on the Lake Casitas supply continued to decline through the 2020 Fiscal Year (Table 3) in response to the WEAP, water resource changes by large customers, and the heightened customer awareness of water resource conditions. The estimated water delivery in Fiscal Year 2020-21 is an indication of a possible reversal trend of the decline in water delivery from Lake Casitas as noted in Table 3.

Table 3 – Water Deliveries from the Lake Casitas Supply

Fiscal Year	2013-14	2014-15	2015-16	2016-17	2017-18	2018-19	2019-20	2020-21 (Estimated)
Lake Casitas Water Deliveries (AF)	20,417	17,339	15,662	13,200	12,322	9,340	8,802	10,600
% below 2013-14 Delivery	0	15	23	35	40	55	57	48
Declared Stage	1	1	2	3	3	3	3	3

Until Fiscal Year 2021, each of the listed periods since Fiscal Year 2015 exhibit the water demand reduction resulting from the public outreach, the conservation penalty, and the effects of the State’s 2014 drought declaration. (Note that the amounts in Table 3 are registered at the Marion Walker Treatment Plant and will differ from amounts reported on the District’s Monthly Consumption Reports, which don’t include system losses).

Beginning in Fiscal Year 2016, Lake Casitas demand has remained below the current Stage 3 demand reduction target of 16,736 Acre-Feet. The targeted goals for each WEAP Stage are listed in Table 4.

Table 4 – WEAP Targeted Demand Reduction Goals per Stage (Based of FY 1989-1990 Lake Casitas Demand of 23,909 Acre-Feet)

	<u>Stage 1</u> 20% Voluntary	<u>Stage 2</u> 20% Mandatory	<u>Stage 3</u> 30% Mandatory	<u>Stage 4</u> 40% Mandatory	<u>Stage 5</u> 50% Mandatory
Demand Reduction Goal (in Acre-Feet)	19,127	19,127	16,736	14,345	11,955

Supply and Demand Analysis

In consideration of an April 2021 start point of approximately 90,600 Acre-Feet of storage in Lake Casitas, applying 2013 evaporation, no runoff additions to storage, and comparing three rates of water demands, Figure 2 illustrates the time for Lake Casitas to reach a particular level for the following estimated water demands:

1. A demand of **10,600 Acre-Feet/Year** reflects the estimated 2021 Fiscal Year Lake Casitas demand (middle line).
2. A demand of **9,600 Acre-Feet/Year** reflects a 10% reduction in the estimated 2021 Fiscal Year Lake Casitas demand (top line).
3. A demand of **11,700 Acre-Feet/Year** reflects a 10% increase in the estimated 2021 Fiscal Year Lake Casitas demand (bottom line).

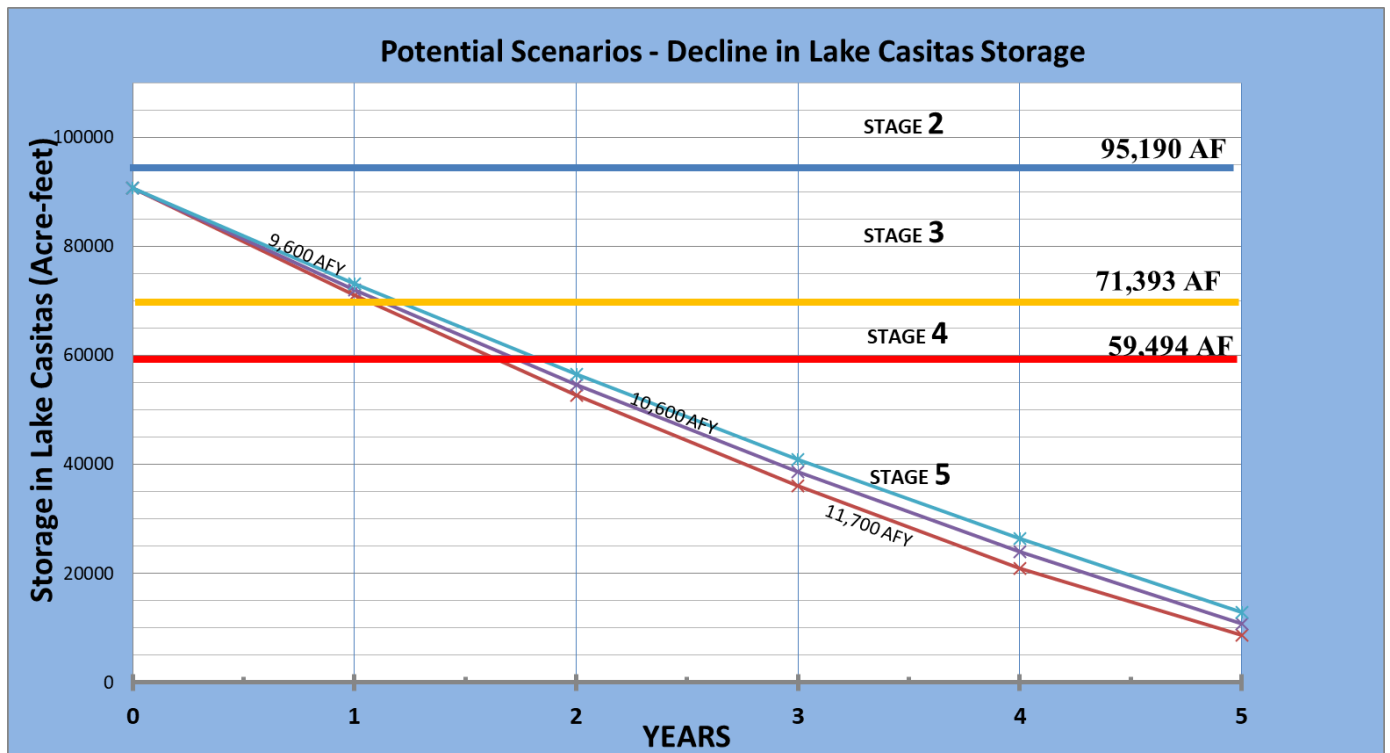


Figure 2 – Hypothetical Decline in Lake Casitas Storage with No Rainfall or Runoff; 2013 Evaporation Rate Every Year; Starting Storage at 90,600 Acre-Feet.

Figure 2 illustrates that with the given demand rates, 2013 evaporation, with no additional rainfall and runoff, Lake Casitas could reach Stage 4 levels in 12 to 14 months, and Stage 5 levels in 18 months to nearly two years.

Given the conditions noted above, Figure 2 illustrates that Lake Casitas could decline to approximately an 83,000 Acre-Foot capacity by December of 2021.

Conservation Penalty

The District has implemented a conservation penalty for water use in excess of the individual customer's Staged allocation. The funds resulting from the conservation penalty are to be applied toward new water supply projects and the water conservation efforts of the District.

In September 2015, and for the remainder of FY 2015-16, the residential water used in excess of the monthly allocation was billed as a conservation penalty at the rate of \$1.00 per unit. Effective July 1, 2016, and continued until the present, the conservation penalty was increased to \$5.00.

Overuse of Allocations

The Revenue and Expense Report for July 1, 2020 through February 28, 2021 indicates that allocation penalties collected through February 2021 for all residential accounts equates to roughly 400 Acre-Feet of overuse in this category. This is an increase from the same period in 2020 wherein penalties had been collected on approximately 260 Acre-Feet of overuse.

Annual penalties for all other types of accounts for Fiscal Year 2021 will not be known until August but overuse for the past two Fiscal Years for these accounts equated to 30 (FY 2020) and 111 (FY 2019) Acre-Feet.

Growth

The service area of the District is experiencing extremely slow growth. Most requests that Casitas receives are related to expansions of residential housing construction. The slow growth rate is indicative of the information illustrated in Table 5. During the past ten years, Casitas has installed 27 meters and issued 31.75 acre-feet of water allocation. On the average, less than three meters have been installed per year and new or additional allocation assignments have averaged three acre-feet per year.

Table 5 – Water Service and Allocation Assignments by Casitas (CY 2012-2021)

Calendar Year	No. of Meters Issued	Allocation Issued (AF)
2012	3	2.22
2013	1	1.88
2014	6	9.85
2015	1	1.27
2016	3	2.08
2017	3	5.54
2018	0	0
2019	6	6.92
2020	3	1.49
2021	1	0.5

4. WATER MANAGEMENT POLICY AND PROGRAMS CURRENTLY IN PLACE

Management Priorities of Casitas Municipal Water District (Resolution No. 93-12)

On March 10th, 1993, the Casitas Board of Directors resolved by Resolution No. 93-12 (1) that Casitas shall manage Lake Casitas and its water supplies so that it can provide back up to other water systems and meet its direct customer demands during droughts.

Water Conservation Program - 1992

Since 1992, Casitas has actively assisted water customers throughout the district with fixture retrofits, irrigation surveys, residential and institutional water use surveys, provision of water conservation materials to local schools, public workshops and presentations on a wide variety of water conservation topics, public messaging, and financing assistance for water well improvements. The Water Conservation Program has partnered with other Ventura County agencies to obtain grants for additional water conservation measures. The Water Conservation Department has also adjusted staffing levels as needed during drought to provide increased customer assistance with meeting conservation targets.

Water Waste Prohibition Ordinance (Ordinance 15-02)

This Ordinance established water waste prohibitions and identified actions against violations of the Ordinance. Casitas staff has been actively engaged with the public reports of water waste.

Water Efficiency and Allocation Program (WEAP)

The WEAP is the key water management tool for long-term drought response and water demand. The WEAP was originally adopted by the Board of Directors in January 1992 and most-recently revised in April 2019. A critical element of the WEAP implementation is to cause water demands to be commensurate to the declared Water Shortage Stage of Lake Casitas.

State of California Drought and Conservation Measures

On April 7, 2017, Governor Brown lifted the January 17, 2014 drought declaration, leaving in place water waste prohibitions and requirements for continuing development of urban and agricultural water use standards to promote continued water conservation (Executive Order B-40-17). The State is developing new regulations to continue the conservation measures as well as measures to hold all water users accountable for their water use.

Governor Newsom recently issued a State Emergency Proclamation placing two California counties in a State of Emergency due to drought and provided all California water districts with notice of the possibility of further actions should water supply conditions worsen in the coming months.

Water Security Projects

The Casitas Municipal Water District is committed to investigating and implementing opportunities to further secure its water supply.

State Water Interties – The Casitas Municipal Water District is pursuing the development of the infrastructure and agreements needed for the direct and in-lieu drought-protection use of the State Water Project water supplies of Casitas, Calleguas MWD, the City of Ventura, and United WCD. Consideration of the fiscal impacts and funding methods of the project are also under review. This is

an opportunity for regional collaboration to address common water supply reliability needs of the entirety of Ventura County.

Additionally, Casitas and Carpinteria Valley Water District are pursuing State loan/grant funding to increase the size of a current intertie connection as well as build pump stations to provide the ability to move Casitas' State Water Project water supplies directly into Casitas' system.

The preliminary schedule for final completion of these projects is four to eight years.

Ojai Well Field Rehabilitation – This project is intended to restore the production of the Ojai Well Field wells and also drill one replacement well. The replacement well has been drilled and the equipping of the well is expected to occur in the 2022 Fiscal Year.

Comprehensive Water Resources Plan - In 2019, Casitas hired a consultant to analyze current water resources and develop a plan that will support the continued planning efforts of the District. Casitas' stakeholder input was also collected and the draft plan was released to the public in June 2020.

The Casitas Board of Directors is expected to continue to review the plan but recently reached an important planning milestone by declaring a Casitas System Operational Yield of 15,010 Acre Feet per Year and a Planned Demand of 14,525 Acre-Feet per Year.

5. RECOMMENDED WEAP ACTIONS

The following are the staff recommendations for WEAP actions to be considered for adoption by the Board of Directors at the May 12, 2021 Board Meeting:

Customer Demand Reduction Measures

1. **Reaffirm the water shortage declaration as Stage 3.** The level of Lake Casitas has declined over the last twelve months placing it within the Stage 3 lake level described in the WEAP (95,104 AF – 71,328 AF). Water demands have also increased over the last twelve months but are expected to remain below the WEAP Stage 3 demand target of approximately 16,700 Acre-Feet per Year. The enforcement of the Water Waste Prohibition Ordinance should continue under the current system of public notification of waste. Conservation staff will continue to work with customers to help them understand and implement conservation measures. The system for allocation assignment and billing will continue until such time that the Board makes a different determination. The Board reviews consumption and hydrology information monthly thus it can respond quickly to changes in customer conservation behavior or water supply conditions.
2. **Reaffirm Stage 3 reduced water allocations.** If the water demand reduction goals are not being met during the course of FY 2021-22, the conservation penalty should be increased and the Board should consider additional measures to ensure these goals are met.
3. **Landscape watering restriction.** Continue with current water use restrictions of no landscape watering between the hours of 10AM and 6PM.

Penalties and Rates.

1. **Consider and implement Conservation Penalty for water use in excess of allocation.** Maintain the current conservation penalty of \$5.00 for each unit of water that is over the monthly/annual allocation assignment for all classifications of service. Direct staff to work with customers that are repetitively in excess of the allocation assignments.
2. **Continue planned rates for revenue stabilization and cost of service.** The Board has adopted water rates to achieve revenue stabilization and cost of service that became effective July 1, 2017 and continued for the following four Fiscal Years.

A rate study is recommended to be conducted during the 2022 Fiscal Year.

3. **Provide a leak-relief program**

The Board should consider implementing a leak-relief program. This will assist customers who have excellent conservation histories with the ability to get relief from unusual situations that cause penalties to be assessed.

Issuance of Additional Allocations

1. **Continue to set an annual allocation limit for new or existing water service connections.** Adhere to the Board's prior direction to limit the volume of water to be allocated to new service connections or requests for additional allocation. Based on the Growth section above, a limit of 10 acre-feet per fiscal year appears to be a reasonable approach.

Communications

1. **Communicate the Stage 3 Condition.** Stage 3 is identified as "*a condition of a water shortage is imminent*". The Board of Directors may consider at any time however to move to a particular Water Shortage Stage based on a number of factors including conservation response, supply forecasts, current supply, etc.
2. **Continue the public information campaign.** Despite the dry conditions experienced this year, local water users have continued to conserve. The local resale agencies should also recognize that their water supplies are subject to sufficient local rainfall and they may have to rely on Lake Casitas under continuing drought conditions. Casitas needs to continue the messaging of local water supply reliability, water security project status, and responsible water use. This can be done through newsletters, website and social media posts, and public workshops (when possible).
3. **Provide regular briefings, publish monthly consumption report.** The billing system provides each customer a monthly status on their water use and the application of conservation penalties.
4. **Review and revision of WEAP for implementation for the 2022-2023 Fiscal Year.** The Board recently directed staff to use a Casitas System Yield of 15,010 Acre-Feet/Year and a Planned Demand of 14,525 Acre-Feet/Year for water supply planning purposes. This

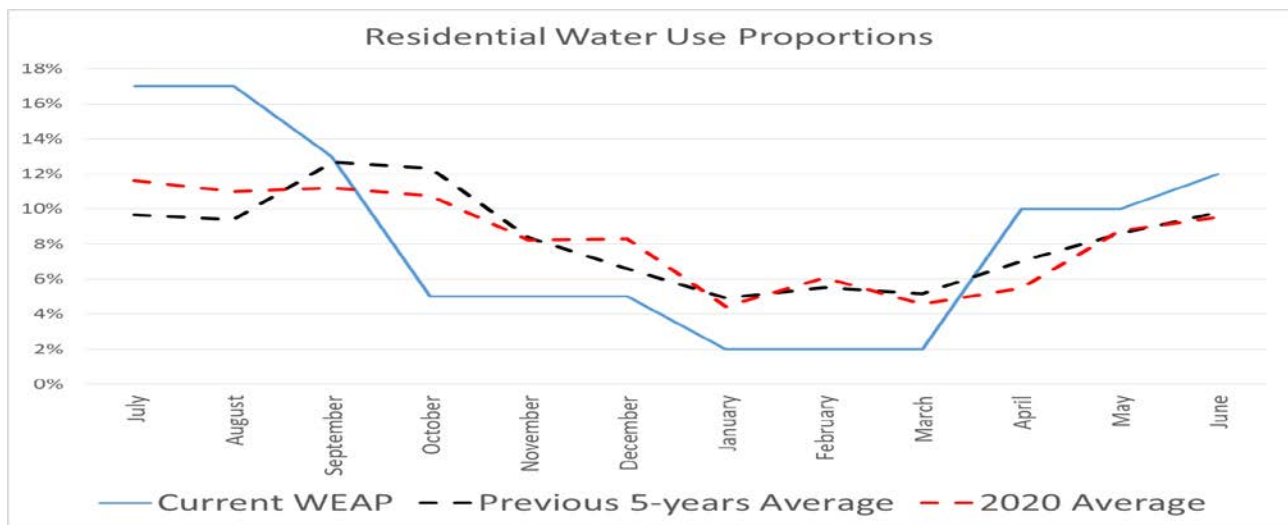
necessitates a revision to the WEAP which is currently based on a Safe Yield of 20,840 Acre-Foot/Year and a Stage 1 demand of approximately 19,000 Acre-Foot/Year. Staff recommends that the revision be completed prior to February 2022 in order to notify customers of the change and provide assistance to those customers who require it prior to implementation on the first day of the 2022-2023 Fiscal Year (July 1, 2022).

Modification of the FY 2022 WEAP

1. **Revise Section 4.3 (Allocation Assignments to Water Service Classifications): Multi-Family Residential and Residential reflecting seasonal water use proportions.**

The Casitas MWD Water Efficiency Allocation Program (WEAP) uses seasonal proportions to adjust the monthly non-essential allocation amounts for Multi-Family Residential and Residential customer classifications.

Staff recently completed an analysis of water use patterns over the last five fiscal years (2016–2020) for residential customers and found that those patterns do not reflect what is currently defined in the WEAP. Graph 1 shows a comparison.

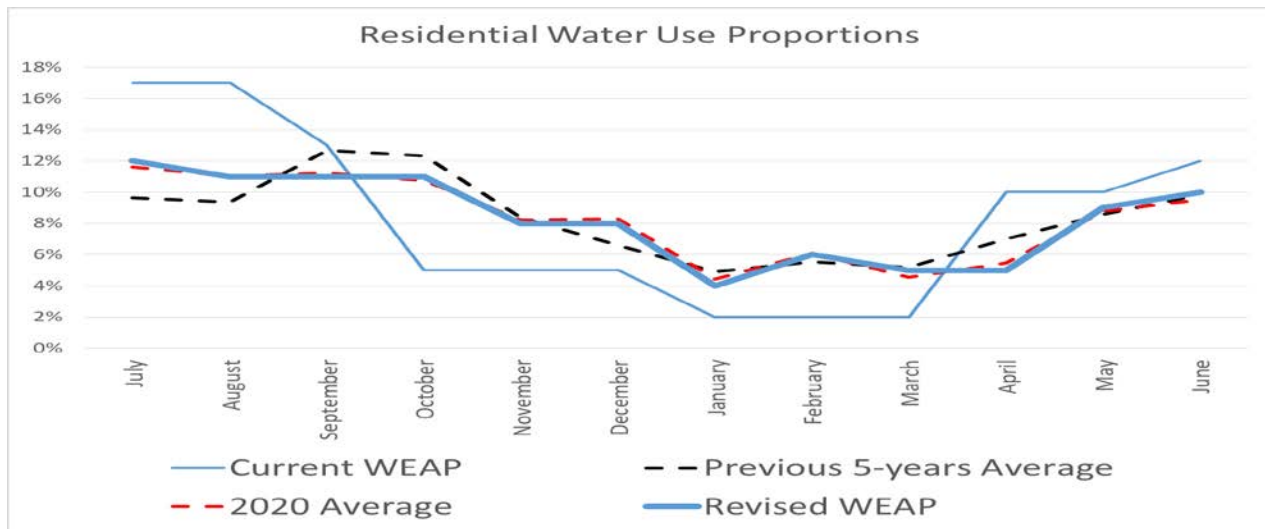


Graph 1 – Residential Water Use Comparison (Current WEAP, Five-Year Avg., and 2020 Avg.)

Staff recommends that the seasonal proportionality tables in Section 4.3 of WEAP for Multi-Family Residential and Residential classifications be revised as follows:

Month	July	August	Sep	Oct	Nov	Dec	Jan	Feb	Mar	Apr	May	June
% of Total Annual Allocation	.12	.11	.11	.11	.08	.08	.04	.06	.05	.05	.09	.10

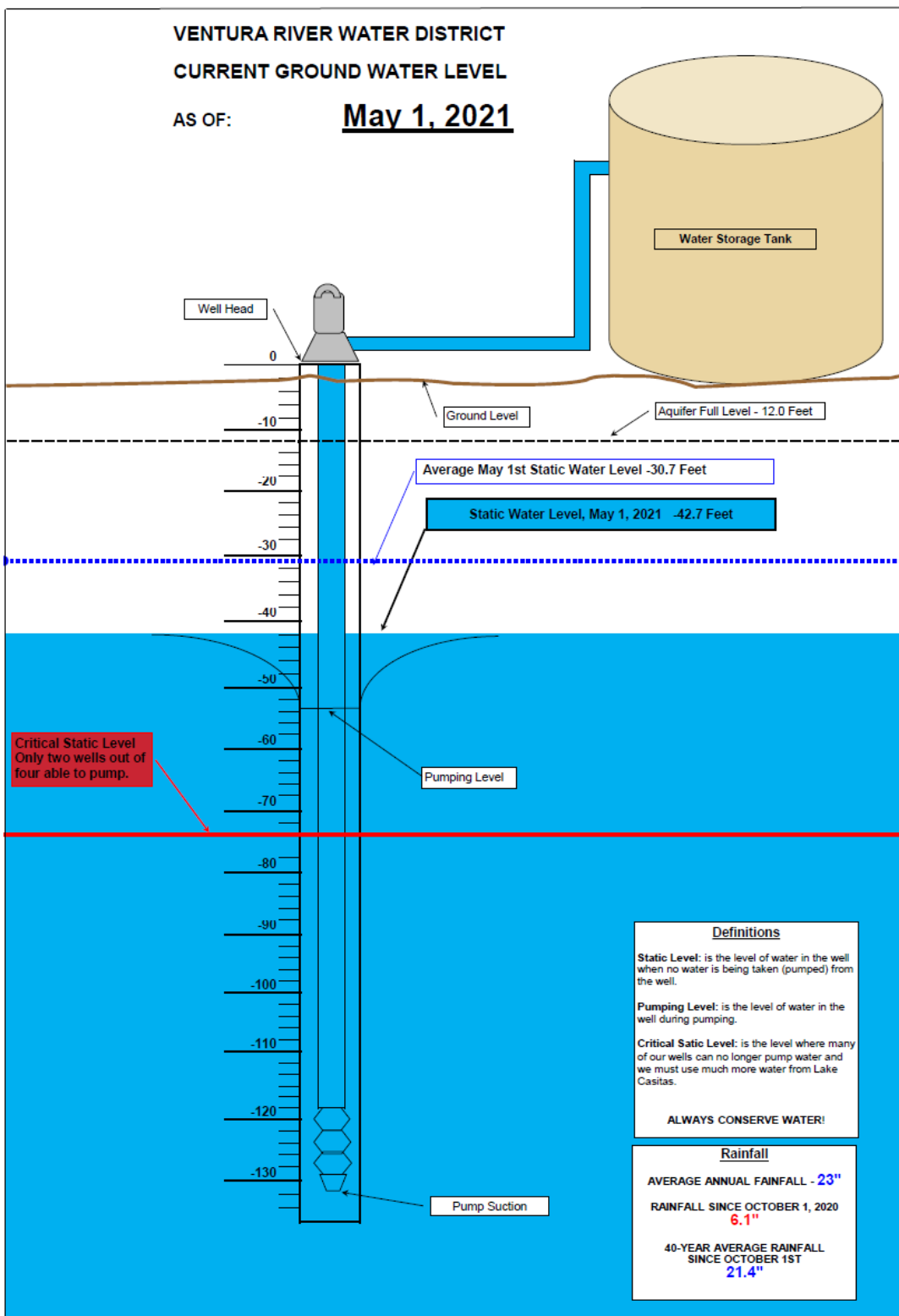
Graph 2 illustrates the recommended change to the seasonal proportionality tables:



Graph 2 - Residential Water Use Comparison (Current WEAP, Five-Year Avg., 2020 Avg., and Revised WEAP)

ATTACHMENT #1

Ventura River Water District May 1, 2021 "Current Groundwater Level" Graphic



ATTACHMENT #2

OBGMA April 2021 Summary of Ojai Groundwater Basin Conditions
(from website graphic & verbal Basin Status Report during the April 28, 2021 OBGMA Board Meeting)

Key Well Level (May 25, 2020): 115.12' above mean sea level

Key Well Level (April 2021): 149.51' above mean sea level

Current Basin Volume: 56,800 Acre-Feet; 71% of capacity

WATER EFFICIENCY AND ALLOCATION PROGRAM

Casitas Municipal Water District

May 12, 2021

SECTION 1: INTRODUCTION

In 1992 the Casitas Municipal Water District (Casitas) adopted a series of ordinances, resolutions, and a Water Efficiency and Allocation Program (WEAP) in response to the increasing water demands and declining water storage in Lake Casitas experienced during the 1987-1991 drought period. The collective work in 1992 set the starting point for a system of water allocation assignments and demand response criteria that are based on the level of water storage in Lake Casitas. Since 1992, there has been a significant outreach by Casitas to raise the public's awareness on the importance to conserve local water supplies, changes in the water supply and demand, regulatory compliance directives pursuant to the Endangered Species Act (ESA), and system outage events that temporarily activated Casitas' emergency response plan. All of these factors, including the responses and experiences of the current drought, are considered in the update of the Water Efficiency and Allocation Program.

1.1 Purpose and Principles of the Plan.

The purpose of this update of the WEAP is to provide guidance on water supply and demand strategies that (1) conserve the water supply of the Ventura River Project, Lake Casitas and other water resources that are in the direct control of Casitas, for the greatest public benefit, (2) mitigate the effects of a water shortage on public health and safety and economic activity, (3) allocate water use so that a reliable and sustainable supply of water will be available for the most essential purposes under all water storage conditions of Lake Casitas, and (4) adapt to changing conditions of water supply demand and constraints.

The WEAP describes the water demand reduction strategies and measures to address future water shortage conditions, promote water conservation and the efficient use of water, and the application of a conservation penalty to customers who waste water.

1.2 Relationship between this Document, Water Codes, and Other Plans.

This WEAP shall be guided by State regulations and planning requirements as provided by the California Water Code that provides Casitas with broad powers to implement and enforce regulations and restrictions for managing a water shortage (§71640-71644), to implement water conservation programs (§375--378), to implement allocation-based conservation water pricing (§370-374), and to declare a water shortage emergency (§350-359).

As required by Water Code Section 10632, this WEAP shall be integrated as a part of the Casitas Urban Water Management Plan (UWMP), as amended or updated every five years. The Casitas 2010 UWMP has been accepted and approved by the State Department of Water Resources. The UWMP provides an in-depth description of the Casitas water system, water resources and demands, and water supply reliability. For the purposes of integration and lessening the conflicts due to the replication of information, the WEAP shall rely on the updates of the Water Code Sections provided in the attached Appendices and UWMP, as amended or updated every five years.

SECTION 2: WATER SUPPLY AND DEMAND CONDITIONS

2.1 Water Supply.

The water supply for Casitas is derived from (1) the watersheds that flow directly and indirectly by diversion from the Ventura River of water during wet years to carryover storage in Lake Casitas for use during dry years, and (2) groundwater to the extent that Casitas has its own groundwater supply. The watersheds of the Ventura River region are subject to an extreme variation in the weather patterns, ranging from multiple years of drought to sometimes significant wet year events that are associated with El Nino conditions that add to the uncertainty of available local water supplies.

2.1.1 Surface Water.

The primary goal of Casitas is to provide a safe and reliable water supply. Due to the uncertainty of weather conditions that provide water to the local watersheds, a safe yield modeling has been implemented to provide guidance on water supply availability. The safe yield modeling criteria for the Casitas surface water supply provides a theoretical rate of decline in available water supply during a critical drought period, that if given a specific annual extraction rate from storage, that would reduce Lake Casitas to an exhausted minimum pool.

The sizing of Lake Casitas storage volume and the determination of the annual safe yield of water from Lake Casitas was originally determined by the Bureau of Reclamation in 1954, based on the hydrologic modeling for the critical drought period that started in 1919 and continued through 1936. The storage volume of the off stream reservoir, Lake Casitas, was set to be 254,000 acre-feet and the annual safe yield was determined to be 28,000 acre-feet. In 2004, Casitas recalculated the annual safe yield of Lake Casitas for the drought period of 1944 to 1965 based on newer knowledge of the diminished value of Matilija Reservoir and its impending removal, and the change in Robles Diversion operations resulting from the 2003 Biological Opinion established by the National Marine Fisheries Service pursuant to the federal Endangered Species Act. The recalculated annual safe yield of Lake Casitas was determined to be 20,840 acre-feet per year.

The safe yield trend for the 1944-1965 critical drought period is illustrated in Figure 1, with the assumption that the critical drought period begins with a full reservoir. The modeling applies the hydrology, river diversions operations, and lake evaporation for the period (1944-1965) that contribute to the Lake Casitas storage. The safe yield is a constant extraction rate from lake storage that contribute to the decline in Lake Casitas storage during the critical drought period, taking lake storage from full capacity to a minimum pool condition. Based on the safe yield model with a continuous and steady extraction rate, or safe yield, of water at 20,840 acre-feet each year, Lake Casitas would decline from full storage to minimum pool in approximately twenty years.

Also included in Figure 1 is the Recovery Period of Lake Casitas, which illustrates the actual filling rate experienced at Lake Casitas during the 1959 to 1978 period. The recovery of the Lake Casitas volume during the Recovery Period that is illustrated in Figure 1 cannot be assumed as the normal or common sequence given the variability of the rainfall amounts in the Ventura River watershed, constraints, and other influences to Lake Casitas inflow and storage. Casitas may experience elevated water supply risks that could be associated with a delay in the start of the recovery period while at minimum pool in Lake Casitas, or there could be a condition where the critical drought period begins with a partially recovered storage level in Lake Casitas.

The availability of the Lake Casitas supply can be influenced or impacted by long-term droughts, changes to lake water quality, and/or changes to diversion and storage conditions. The safe yield of Lake Casitas and annual water availability may need to be reconsidered in the future as a result of changing conditions or new information that differs from the present conditions.

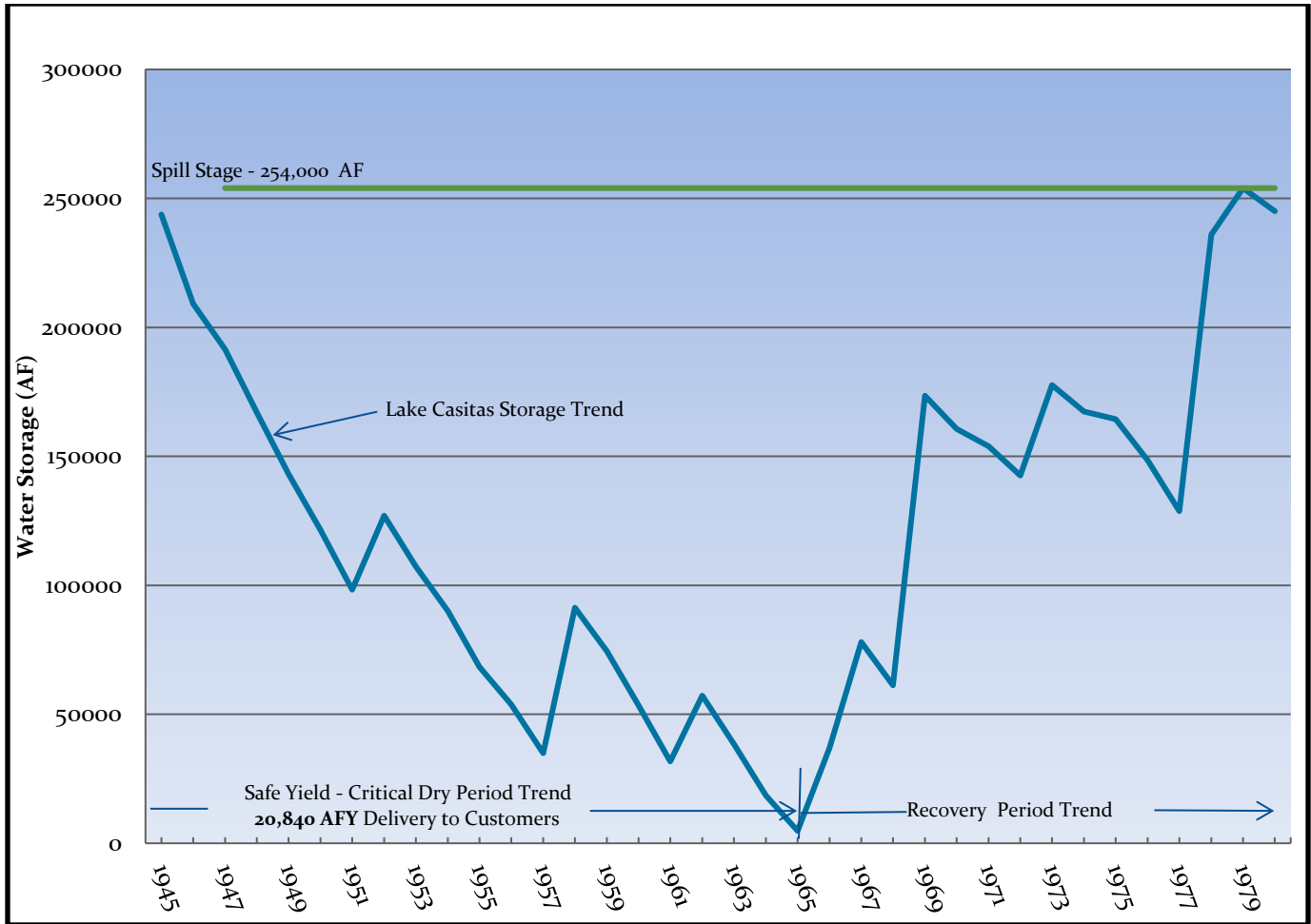


Figure 1 – Lake Casitas Safe Yield Storage and Recovery Period Trends

2.1.2 Groundwater.

Within Casitas’ district boundaries, there are several local groundwater basins that are primary and critical sources of water supply for other local water purveyors (public, mutual and private), individual residential use and agriculture. During extended periods of drought with several years of less than average rainfall (20-inches) the local groundwater basins can become depleted due to pumping, natural drainage and evapotranspiration. The Lake Casitas surface water supply serves as a back-up water supply to the groundwater supply during times of extended drought.

Table 1 – Groundwater Basins of the Ventura River Watershed

Groundwater Basin	Acres	Max. Capacity (AF)	Approx. Safe Yield (AF/Yr.)
Upper Ojai	2,840	5,681	Unavailable
Ojai Valley	6,471	85,000	5,026

Upper Ventura River	9,360	35,118	9,482
Lower Ventura River	6,090	8,743	2,130

Source: Ventura River Watershed Council

The groundwater basins have demonstrated an ability to recharge rapidly in any one year with sufficient rainfall events, upon which time groundwater becomes the preferred source for those with well pumping access to the groundwater basins.

2.2 Water Demand.

The Casitas Board of Directors has established that the average long-term demand upon Lake Casitas must not exceed the annual safe yield of Lake Casitas supply. As a result of the 1987-1991, multi-year drought that resulted in water demands exceeding the annual safe yield, Casitas implemented specific actions in 1992 to limit water demands. The actions included the declaration of a voluntary twenty percent reduction in water demand, the assignment of water allocations based on 80 percent of FY1989-90 water usage that reflects a reduction in demand that comports more closely to safe yield of the Lake Casitas Supply, the implementation of water conservation measures to assist water users in adapting to less water consumption, and the limiting of new water service connections and expansions of agricultural plantings. Table 2 provides a comparison of classification water use, from prior to the action being taken by Casitas, to the level of water use during the recent drought. The FY 1989-90 water demand is recognized as being a high extreme water demand year at the end of the four year drought period.

Table 2 – Water Use Comparison by Customer Classification

Classification	No. of Service Connections		Water Demand – Lake Casitas (AF)		
	FY 1989-90	FY 2013-14	FY 1989-90	FY 2012-13	FY 2013-14
Residential	2424	2700	1603	1678	1738
Business	93	108	821	663	724
Industrial	12	9	155	23	22
Other	33	41	530	244	255
Resale Gravity	8	8	7724	4642	5614
Resale Pumped	15	15	1027	551	1182
Irrigation	253	251	11706	7978	9385
Interdepartmental	21	21	343	120	119
Temporary			11	13	55
Total	2,859	3,153	23,909	15,899	19,094

The local groundwater resources of the Ojai Valley and Ventura River provide on average 7,385 acre-feet per year (Daniel B. Stephens, 2010) to municipal, residential and agricultural pumpers. During multiple dry years, the groundwater basins become depleted and groundwater demands are met by supplementing groundwater supply from the Lake Casitas supply. In most cases, groundwater pumpers have a water service connection to Casitas as a backup supply of water. During any year or multiple dry year sequence of less than average rainfall, Casitas can anticipate that a portion of the 7,385 acre-feet of groundwater demand may be supplemented by the Lake Casitas supply. When groundwater basins are restored by rainfall events, groundwater pumpers convert back to the less expensive groundwater supply. The demand shifts are illustrated in Table 2 and Figure 2 for various classifications of water consumers. The FY 1989-90 and FY 2013-14 water demands occurred at the end of a three-year drought sequence.

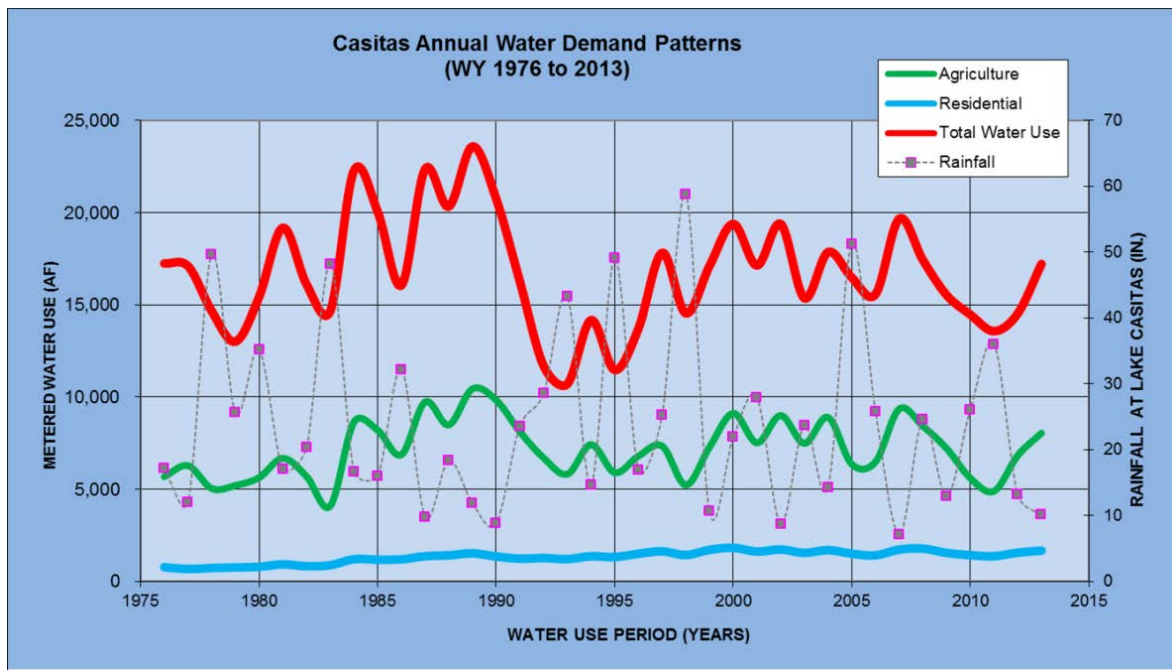


Figure 2 – Casitas Annual Demand Patterns

2.3 Priorities of Water Use.

Casitas recognizes the following priorities for potable water:

- 1) Public safety, health and sanitation;
- 2) Economic sustainability; and
- 3) Quality of life for the district’s customers.

Within each of the customer classifications there may be water uses that are considered non-essential to public health and sanitation and may have no significant impact to the economic productivity of the western Ventura County. The non-essential water uses may be asked at any time to be curtailed during times of extreme water shortages.

Casitas recognizes that the agricultural crops in western Ventura County are primarily tree orchards that require a substantial period of time before becoming productive, and if fallowed will experience several years of non-production. To maintain water supplies into the future that will meet the local water demands, Casitas and the public may be faced with additional decisions on water use reductions that may impact the agricultural classification.

SECTION 3: WATER SHORTAGE EMERGENCY ACTIONS

3.1 Urban Water Contingency Analysis.

Water Code 10632 requires that the agency’s Urban Water Management Plan provide an urban water shortage contingency analysis that includes specific elements that are within the authority of the urban water supplier. The required water shortage analysis is performed in the Casitas 2010 Urban Water Management Plan, and is further supported by this WEAP and the Casitas Emergency Response Plan, as amended.

3.2 Water Shortage Emergencies.

Water Code §350-359 provides that the governing body of a distributor of a public water supply may declare a water shortage emergency condition to prevail within the service area whenever it finds and determines that the ordinary demands cannot be satisfied without depleting water supplies to the extent that there would be insufficient water for human consumption. When deemed as a water shortage emergency in accordance with Water Code 350, Casitas shall follow the procedures provided by the Water Code in the implementation of the water shortage declaration and actions.

The State of California, through its authority under the Water Code and Government Code, may declare a water shortage emergency and require curtailment of water use that is above and beyond the requirements of the Casitas WEAP. Customers of Casitas must respond and comply with the orders of the State in a timely manner. A failure to comply may cause the State to impose fines and penalties that will be redistributed to the customers of Casitas in a manner determined by the Casitas Board of Directors.

3.3 Water Shortage Contingency Plan.

The District has prepared a Water Shortage Contingency Plan (Resolution 92-11), and further defined in the Casitas Urban Water Management Plan, that addresses emergencies under short-term, catastrophic events, and long-term water shortages that may occur as a result of a prolonged drought.

A water shortage emergency may be determined to exist in the event of a short-term interruption of water supply or as a result of long-term diminishment of the Lake Casitas water supply. A short-term interruption of water supply can be the result of earthquakes, regional power outages, landslides, or other major and minor events that impact Casitas water facilities or supply. These events are more often a short term interruption of water supplies until the water system can be restored to the customers. A long-term or district-wide condition may be the result of drought conditions or a reduction in local water supplies that will require long-term water supply-demand management.

The Casitas response to a short-term interruption of water supply may cause the implementation of the Casitas Emergency Action Plan that is structured under the State's Standardized Emergency Management System (SEMS), in coordination with federal, state and county emergency response planning that provides the framework for an organized response to catastrophic events.

3.4 Water Waste Prohibitions on Certain Uses.

Water Code § 71640 provides the District the authority to restrict the use of district water during any emergency caused by drought, or other threatened or existing water shortage, and the district may prohibit the wastage of district water or the use of district water during such periods for any purpose other than household uses or such other restricted uses as the district determines to be necessary. The District may also prohibit use of district water during such periods for specific uses which it finds to be nonessential.

SECTION 4: STRATEGY FOR MANAGED WATER SUPPLY AND DEMAND

4.1 Strategy Principles.

The communities and rural agricultural areas of western Ventura County recognize that there is a reliance on limited local groundwater and surface water supply to serve all of the beneficial uses within the District, and there is a local responsibility required to sustain those supplies during

extended drought periods. The continuous implementation of water conservation education and measures (Best Management Practices) has had a significant influence on the beneficial use and sustainability of local water supplies. Ongoing water conservation efforts can ease the impact on normal activities during drought periods, but may not completely eliminate the need for reductions in water use during periods when Lake Casitas water supplies are severely impacted by extended drought. The main mechanism to respond to water supply conditions is to rely on informed customers working in partnership with Casitas to limit water use to no more than the assigned water allocation and support the water use limitations with appropriate conservation penalties for water use in excess of the assigned, or adjusted, allocation.

To address the water shortage risk that may occur during an extended drought, the Casitas Board established in the Casitas Urban Water Management Plan of 1995 a series of five storage levels of Lake Casitas at which the Board could take actions to restrict the annual water extractions from Lake Casitas. The safe yield trend and the five stages of restrictive actions are illustrated in Figure 3.

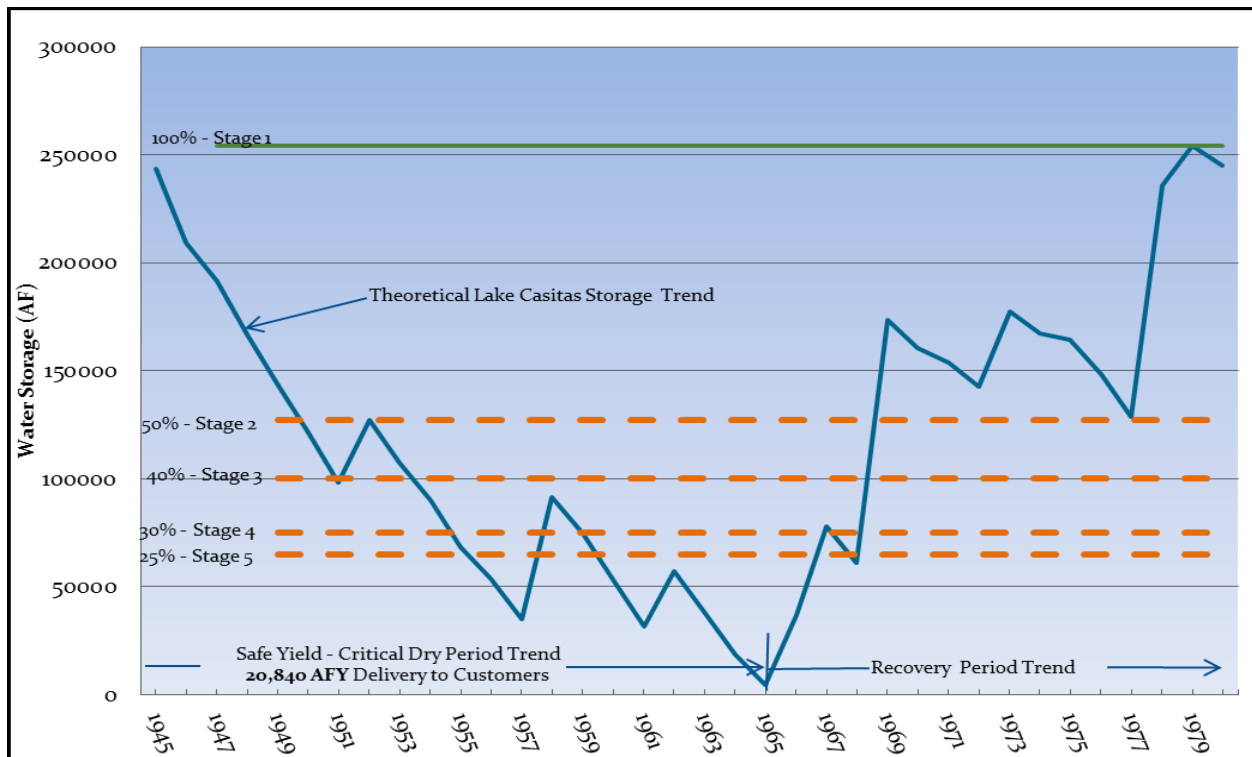


Figure 3 – Lake Casitas Safe Yield Storage Trend and Stages for Demand Reduction

4.2 Water Allocation Principles.

Each and every water service provided by Casitas is metered and a basic water use allocation is established for each customer account that provides a reasonable amount of water for the customer’s needs and property characteristics (WC § 372). The following principles are to be followed for the Casitas water allocations:

- 1) Each Casitas water service shall be assigned either a monthly water allocation in the terms of Units or an annual water allocation in terms of Units and Acre-feet.
- 2) Allocation shall not mean an entitlement or imply water rights in favor of the customer.

- 3) The assignment of allocations shall be based on reasonable and necessary water use, the application of water conservation practices and standards, and other relevant factors associated with water use during Stage 1 conditions at Lake Casitas.
- 4) The Casitas Board of Directors reserve the right to make individual allocation assignments and to change water allocations at any time within each classification based on the changes to the availability of water stored in Lake Casitas, changes in water use that appears to compromise the reliability of the Lake Casitas water supply, and changes in water conservation practices and standards.
- 5) Water allocations provided by Casitas are assigned to property or water purveyors and are not transferrable from one property or water purveyor to another.
- 6) Casitas' water allocations shall not be sold, exported, bartered or traded by or between Casitas' customers.
- 7) Casitas water allocated shall not be transported from the property or by any agency served to any other property or agency without prior written agreement with Casitas.

4.3 Allocation Assignments to Water Service Classifications.

Casitas has established the definitions of water customer classifications as provided by the Casitas Rates and Regulations for Water Service and has made specific allocation assignments to each and every water account by either (1) written agreement, or (2) the application of historical water use data, or (3) the application of documented water use standards. Where deemed necessary by Casitas, Casitas may perform site specific water use audits and survey to determine the appropriate level of allocation to be assigned to any one service connection or customer. Water allocations may change by action of the Casitas Board of Directors based on the Lake Casitas storage level or trend, water use trends, and the performance by customer classification in meeting water consumption reduction goals.

The following subsections describe the method used to assign the water allocation for each classification of water service at **Stage 1** condition:

Business

- 1) Water allocation shall be specified as an **annual** allocation based on a fiscal year (July 1st to June 30th).
- 2) Allocation assigned by recorded agreement; or
- 3) Where not defined by recorded agreement, the lesser of the historical water consumption recorded for either the 80% of the 1989-90 water use or the Fiscal Year 2012-13 water use.

Fire

There is no water allocation for the Fire classification. This water use is for emergency only, and not a part of a continuing annual water use.

Industrial

- 1) Water allocation shall be specified as an **annual** allocation based on a fiscal year (July 1st to June 30th).
- 2) Allocation assigned by recorded agreement; or
- 3) Where not defined by recorded agreement, the lesser of historical water consumption recorded for either the 80% of the 1989-90 water use or the Fiscal Year 2012-13 water use.

Interdepartmental

- 1) Water allocation shall be specified as an annual allocation based on a fiscal year (July 1st to June 30th).
- 2) The **annual** allocations for individual Interdepartmental classification services shall be based on the Fiscal Year 2012-13 water use.

Irrigation (Commercial Agriculture)

- 1) Water allocation shall be specified as an **annual** allocation based on a fiscal year (July 1st to June 30th).
- 2) Qualifying acreage for each Irrigation account shall be limited to acreage that can be identified as under irrigation prior to March 1, 1992. There will be no allocation for irrigation acreage that has been expanded after March 1, 1992, except as otherwise approved in written and recorded agreement between Casitas and the property owner. Casitas' records and mapping will be the standard for the identification of lands in irrigation prior to March 1, 1992.
- 3) Allocation assignments to lands served by multiple meter services shall consider the proportion of the allocation that each meter is intended to serve. The aggregation of meter readings and allocations from multiple meters shall not be allowed except under the terms and conditions of an approved addendum to the Application for Water Service to provide an aggregation variance. The customer may apply for the aggregation of allocations and water volume for accounts serving contiguous parcels under a single ownership, subject to the conditions of the Casitas addendum to the Application for Water Service. The aggregation variance must be approved and on file for the current year during which the variance is applicable. The issuance of the aggregation variance is subject to the discretion of the General Manager.
- 4) The Stage 1 water allocation assigned to each Irrigation water account is the greater volume of either (1) the water use recorded at each meter service during fiscal year 2012-13 or (2) eighty (80) percent of recorded water volume metered to the account in fiscal year 1989-90, neither of which shall exceed a water volume of 3 acre-feet per acre applied to the qualifying acreage.
- 5) The residential water use for Agricultural/Domestic classification that is directly associated with the Irrigation shall be considered as Irrigation for purpose of allocation assignments and meeting the demand reduction requirements for Irrigation.

Multi-Family Residential

- 1) Stage 1 water allocations are assigned to each existing Multi-Family Residential account by either a recorded agreement or based on the standards set in 1992 by Casitas.
- 2) The Multi-Family Residential water allocation for each account shall be distributed by either a monthly or bi-monthly scheduling of the allocation.
- 3) A part of the Multi-Family Residential allocation is provided for health and sanitation and shall be set at **84 units per year per dwelling**, distributed evenly each month as 7 units per month for each dwelling.
- 4) The essential water use portion of the allocation is not subject to adjustment by the Staged Demand Reduction Program, unless otherwise deemed by the Board to be a necessity during extreme water supply conditions or during emergencies.
- 5) The part of the Multi-Family Residential allocation that is in excess of the essential allocation shall be specified as a monthly allocation and distributed proportionally to reflect varying seasonal water use, as follows:

Month	July	August	Sep	Oct	Nov	Dec	Jan	Feb	Mar	Apr	May	June
% of Total Annual Allocation	.12	.11	.11	.11	.08	.08	.04	.06	.05	.05	.09	.10

The part of the Multi-Family Residential allocation that is in excess of the essential allocation is subject to adjustment by the Staged Demand Reduction Program.

- 6) Where not previously assigned a residential allocation, a residential allocation shall be based on the following:
 - a. The essential health and sanitation portion of the residential allocation shall be set at **84 units per year per year per dwelling**, and be constant for each month of the year;
 - b. Non-essential portion of the annual residential allocation shall be based on a maximum limit of 1.99 acres (86,684 square feet) of irrigated landscape area and set as follows:
 - i. For the first 5,000 square feet of landscape area, 15 gallons per square foot;
 - ii. For the next 10,000 square feet of landscape area, 10 gallons per square foot
 - iii. For the next increment up to 71,684 square feet of landscape area, 3 gallons per square foot;

Other

- 1) Water allocation shall be specified as an **annual** allocation based on a fiscal year (July 1st to June 30th).
- 2) Allocation assigned by recorded agreement; or
- 3) Where not defined by recorded agreement, the lesser of historical water consumption of either the 80% of the 1989-90 water use or the Fiscal Year 2012-13 water use.

Resale

- 1) Water allocation shall be specified as an **annual** allocation based on a fiscal year (July 1st to June 30th).
- 2) The Stage 1 allocation for each individual Resale customer shall be mutually agreed to by each water agency and Casitas, be incorporated into a memorandum of understanding (MOU), and assigned to provide water to supplement the Resale agency's primary source of water supply. An annual adjustment to the allocation assignment may be a condition of the MOU.
- 3) An objective of a MOU is to achieve parity between the Resale agency customers and Casitas customers in applying similar overall water use restrictions and financial penalties in each Stage.
- 4) The Resale agency shall determine the reliability of its water sources and ensure that the annual water requirements from Casitas do not exceed their annual water allocation from Casitas.
- 5) The allocation assignment from Casitas shall not be used by the Resale agency for growth within the Resale service area, unless additional allocation for growth is authorized by written agreement with Casitas.
- 6) The Resale agency shall implement water conservation measures in accordance with the State's or California Urban Water Conservation Council's Best Management Practices, responsibly maintain water system metering and pipeline systems to reduce water losses, and when necessary or when asked to do so, implement water demand reduction measures similar to or more restrictive than those imposed by Casitas to assure the continued availability of water for health and safety purposes.

Residential

- 1) Stage 1 water allocations are assigned to each existing Residential account by either a recorded agreement or based on the standards set in 1992 by Casitas.

- 2) The Residential water allocation for each account shall be distributed by either a monthly or bi-monthly scheduling of the allocation.
- 3) A part of the Residential Allocation is provided for health and sanitation and shall be set at **120 units per year**, distributed evenly each month as 10 units per month for each dwelling.
- 4) The essential water use portion of the allocation is not subject to adjustment by the Staged Demand Reduction Program, unless otherwise deemed by the Board to be a necessity during extreme water supply conditions or during emergencies.
- 5) The part of the Residential Allocation that is in excess of the essential allocation shall be specified as a monthly allocation and distributed proportionally to reflect varying seasonal water use, as follows:

Month	July	August	Sep	Oct	Nov	Dec	Jan	Feb	Mar	Apr	May	June
% of Total Annual Allocation	.12	.11	.11	.11	.08	.08	.04	.06	.05	.05	.09	.10

The part of the Residential Allocation that is in excess of the essential allocation is subject to adjustment by the Staged Demand Reduction Program.

- 6) Where not previously assigned a residential allocation, a residential allocation shall be based on the following:
 - a. The essential health and sanitation portion of the residential allocation shall be set at **120 units per year**, and be constant for each month of the year;
 - b. Non-essential portion of the annual residential allocation shall be based on actual irrigated landscape area of the parcel with a maximum limit to 1.99 acres (86,684 square feet) of irrigated landscape area and set as follows:
 - i. For the first 5,000 square feet of irrigated landscape area, 15 gallons per square foot;
 - ii. For the next 10,000 square feet of irrigated landscape area, 10 gallons per square foot
 - iii. For the next increment up to 71,684 square feet of irrigated landscape area, 3 gallons per square foot;

Temporary

- 1) There is no water allocation assigned for the Temporary classification. Temporary water service is not property related on a permanent basis.
- 2) Temporary water use is limited for a short-term of six months or less, for such purposes as construction projects, or short-term water supply emergencies, or temporary backup water to non-metered agricultural parcels.
- 3) Temporary meters that are issued to serve supplemental commercial irrigation shall be temporarily allocated water based on the allocation assignment provided at the time of the application for the Temporary service based on the same water use standards as provided for the Irrigation classification, and reduced by Stage conditions,. The allocation does not extend beyond the period of the temporary water service application of six (6) months, unless the Casitas Board of Directors approves a limited continuance of the temporary service.

4.4 Allocation Adjustments.

A Casitas customer may request the reconsideration of their initial assigned Stage 1 water allocation within 60 days of the adoption of the WEAP where the request does not include a consideration for either an expansion in the area of use or new construction. The customer shall submit a water allocation adjustment application in order to have their request considered by the General Manager of

the District. The information contained on the application may be subject to an audit and, if necessary, additional documentation may be required in order to substantiate the requested adjustment.

Adjustments to water allocations that have been assigned through a recorded Water Service Agreement between the property owner, or prior property owner, and Casitas must proceed through an amendatory agreement, will be subject to the capital facility charges for the amount of water provided as the allocation adjustment, and subject to the availability of water allocations.

Adjustments to water allocations will not be granted in amounts that exceed 80 percent of the FY 1989-90 metered usage of water by the meter service account without prior Board approval.

4.5 Standards for a Water Allocation Adjustment.

Water allocation adjustments may be considered by Casitas during initiation of the WEAP that appropriately assigns a Stage 1 allocation, to ensure that the needs of the water customer are reasonably balanced against the purpose of this Plan.

Water allocations may be considered for adjustment for:

- a. Correction of irrigable area square footage;
- b. Correction of number of dwelling units (Multi-family accounts only);
- c. Exemption granted for a licensed in-home childcare or elderly care facility;

Water allocations will not be adjusted to accommodate:

- a. Pools, ponds, spas, or hot tubs;
- b. In-home businesses or hobbies that use an increased amount of water;
- c. Gardens and orchards;
- d. Homeowner's Association requirements for turf areas in excess of that water allocation specified by Casitas for a Residential classification;
- e. Where an allocation has been assigned through a recorded agreement.

Agricultural Irrigation Allocation Adjustment Standards:

- a. Limited to acreage planted in commercial agricultural production prior to March 1, 1992. Casitas shall also consider the assignment of an appropriate allocation to lands that are verified as being in a crop rotation status, or temporarily in a fallowed state, having been in a planted status prior to March 1, 1992.
- b. Comparative (same crop type and average use of various parcels) crop usage in FY2012-13 for full irrigation, not to exceed 3 AF/AC/YR, which is located within a 1-mile circumference of the parcel seeking the appeal for a change in water allocation.

4.6 Appeals Process.

Customers that are denied an adjustment of water allocation may request a review of the request by submitting a written appeal to the Casitas Water Resources Manager stating the nature of the appeal. The appeal shall be reviewed by the Casitas Water Resources Manager and a recommendation shall be reported to the General Manager. The decision of the General Manager shall be reported to the customer in written form. If the customer is not satisfied with the General Manager's decision, the customer must request within 10 days that the appeal be placed on the agenda of the Casitas Board of Directors. The determination by the Board of Directors shall be final.

4.7 Availability of Allocations.

The determination of supplies being available for issuance of new allocations of water shall be made upon staff recommendation at a regular Board of Directors meeting. The determination that water is or is not available shall be within the determination of the Board of Directors. The determination that a supply is available shall be based upon more detailed information about existing supplies, the availability of new supplies, new water supply projects, or contracts or proposed contracts for additional supplies where, in the opinion of the Board of Directors, the supply of water is definite enough to provide the assurance to the County of Ventura that there is a forty year supply.

4.8 Allocation for New or Expanded Water Uses.

A customer may request a change to a water allocation assignment for the purposes of obtaining new or expanded use of water that is associated with a new building permit, new or existing conditional use permit, or agricultural irrigation acreage expansion. The approval of an addition or change to the water allocation for new and/or expanded water allocation is subject to Casitas' discretion on the limits of available water allocation and subject to the charges for new and/or expanded water allocation.

When the Board of Directors determine that additional new water supplies are available, either from the safe yield of the existing CMWD project supply or additional new supplies, supplies shall be allocated in accordance with the following criteria:

- a) No single property owner or applicant for the given type of service (municipal, industrial or agricultural) shall receive a new water allocation greater than 10 percent of the total new available supply or the minimum standard residential allocation, whichever is greater. If the applicant's allocation requirements are not fully met, the applicant may maintain a position of priority until more water is available.
- b) All applicants seeking an allocation shall provide Casitas with a detailed description of the project, the use of water for which the water is sought, and information on peak flow and annual water requirements. Casitas shall determine meter size and amount of allocation based upon reasonable and necessary needs and Casitas' Rates and Regulations.
- c) The amount of water to be allocated shall be at Casitas' sole discretion. The assignment of an allocation shall be limited to the availability of water from the Lake Casitas safe yield, and be based on current water demand factors as adopted by the District and as amended. The amount of water required for the project may be calculated and submitted for the consideration of Casitas by a civil engineer, registered in the State of California, representing the project proponent.

SECTION 5: STAGED DEMAND REDUCTION IMPLEMENTATION

5.1 Staged Demand Reduction Principles.

The primary source of water that is available to the Casitas Municipal Water District is the amount of water stored behind Casitas Dam, forming Lake Casitas. The quantity of water stored in Lake Casitas is dependent upon the local hydrology, watershed conditions, diversions from the Ventura River, and the outflow from lake evaporation and water deliveries to beneficial uses. There may be times during which Casitas must consider implementing staged water demand reductions to ensure a sustainable water supply and prevent a complete depletion of water supply in Lake Casitas.

The District has assigned five stages of water storage in Lake Casitas that serve as a guidance to triggering the implementation of water use reduction goals and measures. The overarching goals of the Staged Demand Reduction Program are:

- 1) conserving the water supply for the greatest priority and public benefit; and
- 2) mitigating the effects of a water shortage on public health, safety, and economic activity.

5.2 Water Resource Conditions and Actions.

The General Manager shall report to the Board of Directors each year (*April*) with an assessment of the current water storage in Lake Casitas and local groundwater basins, current water use trends, predicted weather conditions, and an evaluation of current water use reduction goals. The time of the reporting can be each April, as the rainfall season is ending and water resources can be evaluated at the maximum for the year, or as Lake Casitas storage reaches a change in Stage action level. The Board of Directors may, at their sole discretion, declare that a Stage condition of water supply in Lake Casitas exists and implement the appropriate demand reduction goals and measures in response to current and/or predicted water availability conditions. Casitas shall make such determinations public and follow with appropriate and timely notification of all customers. Casitas has established the implementation of various Stages of action based on the amount of water in storage in Lake Casitas, as shown in Table 3. An action to declare and implement a Stage may be by either an action by Casitas Board of Directors based on unanticipated changing lake supply conditions or by the following schedule in Table 4.

Table 3 – Stage Conditions

Stage	Stage Title	Lake Casitas Storage - %	Lake Casitas Storage Action Level (acre-feet)
1	Water Conservation	100% - 50%	237,761 to 118,880
2	Water Shortage Warning	50% - 40%	118,880 to 95,104
3	Water Shortage Eminent	40% - 30%	95,104 to 71,328
4	Severe Water Shortage	30% - 25%	71,328 to 59,440
5	Critical Water Shortage	25% - 0%	59,440 to 3,000

Table 4 - Stage Action Schedule

<u>Target Dates</u>	<u>Action</u>
June - April	Monitor water demands, rainfall, reservoir level trend, groundwater trends, and diversion and runoff amounts.
Early April	Staff presents water status report and a recommendation to the Casitas Board of Directors. Publish a notice of a public hearing if changes are recommended.
Late April	Casitas Board of Directors formally declares a Stage, and/or water shortage emergency, adopts recommendations for demand reduction actions.
May	Customer Notification of change in Stage, allocation, and conservation surcharge.
June	Stage demand reduction actions are effective and are implemented.

5.3 Demand Reduction Goals and Measures.

The demand reduction goals and measures begin with Stage 1, where reasonable and appropriate water allocation assignments are made to each Casitas service connection and the end water users are

Demand Reduction Stage	1	2	3	4	5
Volume Range of Lake Casitas	254,000 to 127,000	127,000 to 100,000	100,000 to 75,000	75,000 to 65,000	65,000 to 3,000
% Lake Storage	100% - 50%	50% - 40%	40% - 30%	30% - 25%	25% - 0%
Water Use Reduction Response Goal	20%	20%	30%	40%	50%
Residential & Multi-Family Residential					
Essential Use	0%	0%	0%	0%	0%
Non-essential Use	20%	20%	30%	40%	50%
Business	20%	20%	30%	40%	50%
Industrial	20%	20%	30%	40%	50%
Other	20%	20%	30%	40%	50%
Resale	20%	20%	30%	40%	50%
Irrigation	20%	20%	30%	40%	50%
Interdepartmental	20%	20%	30%	40%	50%

implementing the Best Management Practices that conform to State requirements for water conservation and water use efficiency measures. Upon determination of a Stage 2 condition and continuing through Stage 5 conditions, the primary actions to achieve the demand reduction goal is the adjustment of allocations that were made available for each classification during Stage 1 by a reduction of the allocation during the duration of the declared Stage condition.

5.4 Stage Adjustments to Allocations.

The five stages of storage in Lake Casitas and the initial guideline for water allocation adjustments for each classification at each Stage are presented in Table 5. Upon recommendation of the General Manager and approval of the Board of Directors at the onset of a specific Stage, the District shall apply appropriate demand reduction factors to the allocations for each customer classification, as deemed necessary. The Board of Directors retain the sole discretion to make allocation changes as a result of declaring a change in Stage, or during any Stage, that are more or less severe than that provided in Table 5. Examples of applying this discretion may include, but not be limited to, the change in any water resource conditions or the demand reduction goals are not being attained by the customer classification.

Table 5 – Staged Water Demand Reductions for Water Classifications

Note: Initial Stage 1 Allocations include a 20% reduction from the 1989-90 demands.

Essential Use Allocations will remain the same and not adjusted, except as otherwise determined by the Board to be a necessity to preserve water supply during extreme conditions. The measures to

achieve the demand reduction goal may be selected from a menu of options as provided in Table 6, or should water supply conditions become worse than anticipated the Casitas Board may adopt more stringent requirements as deemed necessary.

5.5 Customer Notification.

The customers of each and every classification shall be notified in a timely and appropriate manner of any and all actions to declare and implement Demand Reduction Stage. The methods of communication to the customer shall be through direct mailings, public meetings, and billing information that provides the customer the comparison of water use with allocation.

5.6 Water Rates and Conservation Penalty.

- a. The Casitas Board of Directors shall annually consider the setting or adjustment of water rates that reflect the cost of water service, consistent with State law.
 1. Casitas has implemented a tiered inclining rate structure for the Residential and Multi-family Residential classifications that represents the proportional cost of service that is attributable to the parcel that is served water.
- b. The Casitas Board of Directors shall annually set the Conservation Penalty for each classification that will be applied to each individual customer billing for each unit of water that is in excess of the customer's allocation, or the adjusted allocation pursuant to a change in Stage. The Conservation Penalty is imposed to curtail the potential for adverse effects of excessive water consumption.
- c. Upon determination of a change in the Demand Reduction Stage, or at such time the Board deems that the customer response does not appear to attain the desired demand reduction goals, the Board may consider the modification of the Conservation Penalty.
- d. Revenues recovered from the Conservation Penalty will supplement Casitas' water conservation costs, provide revenue for water shortage related projects, and cover costs associated with implementing changes to the WEAP as directed by the Board.

5.7 Appeals for Exception to Staged Adjustments of Allocation or Conservation Penalty Assessment.

- a. A Casitas customer may file an appeal for:
 1. An Exception to Staged Adjustment of Allocation, as provided in Section 5.4 above;
or
 2. The assessment of a Conservation Penalty, as provided in Section 5.6 aboveby submitting a written appeal, on a form provided by Casitas, directly to the General Manager or his/her designee.
- b. The following paragraphs provide the criteria or reasons for an appeal for an Exception to Staged Adjustments of Allocation and an appeal for an Exception to Staged Adjustments of Allocation may be granted for one or more of the following reasons:

1. The staged adjustment would cause a condition affecting the health, sanitation, fire protection, or safety of the customer or the public;
 2. Strict application of the water allocation adjustment provisions imposes a severe or undue hardship on a particular business, or renders it infeasible for a business or class of business to remain in operation;
 3. The customer is a hospital or health care facility using industry best management practices;
 4. The business has already implemented environmental sustainability measures and water conservation measures reducing water consumption to the maximum extent possible.
- c. The customer must support their reason for an appeal for an Exception to Staged Adjustments of Allocation with supporting documentation or substantial evidence demonstrating the need for an exception. A failure to provide supporting documentation or evidence shall result in a denial of the appeal.
- d. The appeal for an Exception to Staged Adjustments of Allocation will be first reviewed, approved or denied, by the General Manager or his/her designee. The decision of the General Manager or his/her designee shall be reported to the customer/appellant in written form. If the customer is not satisfied with the General Manager or his/her designee's decision, the customer/appellant must request, within 10 days of the date of the General Manager or his/her designee's decision, that the appeal be placed on the agenda of the Casitas Board of Directors for their review and determination based on the criteria set forth in Section 5.7(b)(1)-(4). The determination by the Casitas Board of Directors shall be final.
- e. The following paragraphs provide the criteria and process for an appeal from a Conservation Penalty:
1. An appeal for relief of a Conservation Penalty may only be considered when a natural disaster such as a wildfire, earthquake, flood or landslide or other naturally occurring phenomenon which directly causes a leakage or leakage event.
 2. The customer must file their appeal to the Casitas Municipal Water District Board of Directors' Appeals Panel.¹ A request for review and an evidentiary hearing must be made in writing and submitted to the District within thirty (30) days of date the Casitas bill with the Conservation Penalty was issued by the District. Upon receipt by the District, a review and evidentiary hearing will be placed on the next agenda of the Appeals Panel.
 3. The appeal of a Conservation Penalty must explain why the leakage or leakage event was caused by a naturally occurring event such as wildfire, earthquake, flood or landslide.
 4. The customer/appellant must support their reason for an appeal from a Conservation Penalty with supporting documentation or substantial evidence demonstrating the circumstances for the appeal. A failure to provide supporting documentation or evidence shall result in a denial of the appeal.

¹ The Appeals Panel is a Board-appointed committee composed of three (3) Board members who are authorized to conduct evidentiary hearings, make findings and render decisions in accordance with this section of the Water Efficiency and Allocation Program. This is in accordance with California Water Code Sections 71300, 71301 and 71305.

5. The General Manager or his/her designee will review the appeal and the documentation or evidence provided by the customer supporting the appeal. The General Manager or his/her designee may request additional information from the customer. Following a review of the appeal, the General Manager shall make a recommendation to the Appeals Panel. A copy of the General Manager's recommendation will be provided to the customer/appellant.
6. If a review and evidentiary appeal hearing is properly requested before the Appeals Panel, the customer/appellant shall have an opportunity to state their case and present evidence supporting their appeal. Following the customer's presentation of the grounds for appeal, the Appeals Panel shall review the General Manager's recommendation on the conservation penalty appeal and determine whether to grant the appeal in full, apportion the penalty, or deny the appeal based on the following:
 - A. The documentation and/or evidence provided by the customer in their initial written appeal;
 - B. The basis of the General Manager's recommendation as provided in the General Manager's written explanation of the grounds for the recommendation; and
 - C. Any additional circumstances the Appeals Panel determines to be relevant during the evidentiary hearing.
7. In order to approve an appeal of a Conservation Penalty, the Appeals Panel must make the following findings:
 - A. The customer provided documentation or substantial evidence that the Conservation Penalty could not be avoided by circumstances within the customer's reasonable control;
 - B. The General Manager's written recommendation is valid or invalid in light of the customer's documentation or evidence provided; and
 - C. The reason for the appeal is not to accommodate for leakage or a leakage event within the control of the customer.
8. If the appeal for a Conservation Penalty is approved by the Appeals Panel, the Appeal Panel shall determine if the Conservation Penalty is denied in whole or in part.
9. Following the review and the evidentiary hearing, the Appeals Panel shall provide a written determination with findings to the customer within thirty (30) days of the hearing either approving, denying or apportioning the appeal. The Appeals Panel's determination is final and binding on the customer.

SECTION 6: EXPORT OF CASITAS WATER

Water Code Section 71611 authorizes Casitas to sell water under its control for use only within the jurisdictional boundaries of the Casitas Municipal Water District. The unauthorized export and use of Casitas water beyond the Casitas district boundaries can have significant negative impacts on the Casitas water supply reliability, and therefore shall be prohibited unless specifically authorized in writing by the Casitas Board of Directors. All customers receiving Casitas water into water

conveyance systems which cross Casitas boundaries shall meet the following requirements as a condition of service:

- 1) Customers shall submit to Casitas a certified report on the last day of each month that demonstrates that no Casitas water was transported or used outside Casitas boundaries during the prior month without written approval by Casitas.
- 2) Customer shall install and maintain approved metering devices and shall be required to account for all Casitas water delivered in the customer's system.
- 3) In the event Casitas water is exported during any month, the customer shall be billed for exported water at five (5) times the Casitas rate for the Temporary Service classification.
- 4) In the event the customer fails to comply with the conditions of service stated in the above (1) and/or (2), all water purchased in excess of the allocation shall be considered exported water and shall be billed in accordance with the foregoing.
- 5) This Section, Export of Casitas Water, is in effect at all times.
- 6) The exceptions to the export are during a declaration by the Board of Directors of surplus water, and limited to the surplus water or exchange agreement between the Board of Directors and other party.

Continuing or reoccurring violations of this section by any Casitas customer may result in the restriction or disconnection of water service to the customer.

Table 6 – Stage Actions and Water Demand Reduction Measures

Water Shortage Condition	Key Casitas Communications and Actions	Customer Demand Reduction Measures	Penalties And Rates
<p>Stage 1</p> <p>Supply Range 100% - 50%</p> <p>Voluntary Demand Reduction To Stage 1 Allocation</p>	<ul style="list-style-type: none"> • Initiate public information and advertising campaign. • Publicize ways to reduce water consumption. • Coordinate conservation actions with other water purveyors and cities. • Perform water audits and promote water efficient use/conversions. • Conduct water workshops. • Temporary staffing for public inquiries, as needed. 	<ul style="list-style-type: none"> • Water conservation practices requested of all customer classifications. • Adhere to Water Waste Prohibition Ordinance and State of California laws and regulations regarding water waste • Adhere to assigned water allocation or less. 	<ul style="list-style-type: none"> • Consider and implement Conservation Penalty for water use in excess of allocation. • Consider rates for revenue stabilization and cost of service.
<p>Stage 2</p> <p>Supply Range 50% - 40%</p> <p>Mandatory Demand Reduction to Stage 1 Allocation</p>	<ul style="list-style-type: none"> • Declare Stage 2 • Implement demand reductions for each customer classification. • Intensify public information campaign. • Optimize existing water resources. • Intensify leak detection. • Develop appeals staffing. • Consult with major customers to develop conservation plans and water use audits. 	<ul style="list-style-type: none"> • Continue all Stage 1 measures. • Landscape watering advised to two (2) watering days per week. • Require water audits for large water users; implement recommendations of the water audits. • Businesses display “save water” signage. • Increase public information. 	<ul style="list-style-type: none"> • Consider and implement Conservation Penalty for water use in excess of allocation – response to reduced allocation. • Consider rates for revenue stabilization and cost of service.
<p>Stage 3</p> <p>Supply Range 40% - 30%</p> <p>Demand Reduction From Stage 1 Allocation 10%</p>	<ul style="list-style-type: none"> • Declare Stage 3 • Implement demand reductions for each customer classification. • Expand and intensify public information campaign. • Provide regular briefings, publish monthly consumption report. • Hire additional temporary staff in customer service and conservation. Water waste enforcement. 	<ul style="list-style-type: none"> • Continue with Stage 1 and 2 measures. • Reduced water allocations. • Landscape watering advised to one (1) watering day per week. 	<ul style="list-style-type: none"> • Consider and implement Conservation Penalty for water use in excess of allocation – response to reduced allocation. • Consider rates for revenue stabilization and cost of service.
<p>Stage 4</p> <p>Supply Range 30% - 25%</p> <p>Demand Reduction From Stage 1 Allocation 20%</p>	<ul style="list-style-type: none"> • Declare Stage 4 • Implement demand reductions for each customer classification. • Continue to provide regular media briefings. • Open drought information center. 	<ul style="list-style-type: none"> • Continue with Stage 1 through 3 measures. • Reduced water allocations. • Landscape watering advised to one (1) watering day per week. • Consider prohibition of filling swimming pools and fountains. 	<ul style="list-style-type: none"> • Consider and implement Conservation Penalty for water use in excess of allocation – response to reduced allocation. • Consider rates for revenue stabilization and cost of service.
<p>Stage 5</p> <p>Supply Range 25% - 0%</p> <p>Demand Reduction From Stage 1 Allocation 30%</p>	<ul style="list-style-type: none"> • Declare Stage 5 • Implement demand reductions for each customer classification. • Minimize outdoor water use and non-essential uses. • Implement aggressive public outreach and education program. • Implement crisis communications plan. • Coordinate with State and local agencies to address enforcement challenges. • Water Shortage Emergency declaration to be considered. • Consider further Staged reductions and other future Board actions 	<ul style="list-style-type: none"> • Continue with Stage 1 through 4 measures. • Reduced water allocations. • Rescind Temporary meters issued. 	<ul style="list-style-type: none"> • Consider and implement Conservation Penalty for water use in excess of allocation – response to reduced allocation. • Consider rates for revenue stabilization and cost of service.



May 14, 2021

Susan Rungren
Ventura Water General Manager
City of Ventura
501 Poli Street
Ventura, CA 93001

Subject: Comments on Draft 2020 Urban Water Management Plan

Dear Ms. Rungren:

Casitas appreciates the opportunity to submit comments on the City of Ventura's Draft 2020 Urban Water Management Plan (UWMP). As Ventura Water is aware, a primary focus of Casitas' water supply planning efforts has been to update the yield model for Lake Casitas. The 2004 yield model has been updated to incorporate more recent data related to storage capacity, diversion efficiency, hydrology, climate change, and other factors.

On April 21, 2021, the Casitas Board of Directors discussed modeling and policy assumptions related to Lake Casitas yield, and directed staff to use an available supply yield to the Casitas System of 15,010 acre-feet per year (afy) for planning purposes. This is less than the previously assumed safe yield of 20,840 afy. In addition, the Casitas Board directed staff to use a planned demand of 14,525 afy, which is based on average water production for the Casitas System over the last 10 years (Calendar Year 2011-2020).

Given the Lake Casitas supply yield is less than previously assumed, this may require adjustments to base allocations in order for demands to be aligned with available supply. Casitas recommends that Ventura Water acknowledge this in Section 3.2.1 of the Draft 2020 UWMP. Specifically, the City's current assumption of up to 6,150 afy under normal and single-dry year conditions may exceed the available supply. Casitas is currently preparing its 2020 UWMP which will reflect a planned demand of 3,823 afy from the City, which is based on Casitas' records for the City's average water use over the last 10 years.

Additionally, the Lake Casitas storage capacity on page 3-1 should be updated from 254,000 acre-feet to 238,000 acre-feet to reflect the most recent bathymetric survey.

Thank you for your consideration. If there are any questions, please do not hesitate to contact me at mflood@casitaswater.com or 805.649.2251, Ext. 111.

Sincerely,

Michael Flood
General Manager



Casitas Municipal Water District
CFD 2013-1 Improvement Fund - Series B

	Bonds Proceeds Received (1)	Interest Earned (2)	Expense (3)	Balance Series B (1)+(2)+(3)
2017 Subtotal	42,658,223.98	24,046.16	(36,886,093.06)	
TOTAL	42,658,223.98	24,046.16	(36,886,093.06)	5,796,177.08
2018 Subtotal	-	77,279.16	-	
TOTAL	42,658,223.98	101,325.32	(36,886,093.06)	5,873,456.24
2019 Subtotal	-	102,268.61	(1,486,814.43)	
TOTAL	42,658,223.98	203,593.93	(38,372,907.49)	4,488,910.42
2020 January		4,656.63		
February		4,539.94		
March		4,248.11		
April		2,235.18		
May		34.71		
June		22.97	(4,000,000.00) Project Reimbursement	
July		8.39	(404,999.69) Project Reimbursement	
August		1.84		
September		0.51		
October		0.49		
November		0.51		
December		0.60		
2020 Subtotal	-	15,749.88	(4,404,999.69)	
TOTAL	42,658,223.98	219,343.81	(42,777,907.18)	99,660.61
2021 January		0.51		
February		0.51		
March		0.46		
April		0.51	(92,272) Project Reimbursement	
May				
June				
July				
August				
September				
October				
November				
December				
2021 Subtotal	-	1.99	(92,272.30)	
TOTAL	42,658,223.98	219,345.80	(42,870,179.48)	7,390.30

Casitas Municipal Water District
CFD 2013-1 Improvement Fund - Series C

	Bonds Proceeds Received (1)	Interest Earned (2)	Expense (3)	Balance Series C (1)+(2)+(3)
2019 Subtotal	13,570,000.00	12,284.84	-	
TOTAL	13,570,000.00	12,284.84	-	13,582,285
2020 Subtotal	-	48,026.34	(1,362,971.53)	
TOTAL	13,570,000.00	60,311.18	(1,362,971.53)	12,267,339.65
2021 January		62.37		
February		62.37		
March		57.01		
April		62.37		
May				
June				
July				
August				
September				
October				
November				
December				
2021 Subtotal	-	244.12	-	
TOTAL	13,570,000.00	60,555.30	(1,362,971.53)	12,267,583.77


Summary of Expenses
CFD 2013-1 Improvement Fund - Series B&C

Purchase of Ojai System	34,481,628.00
Extension Contract	366,371.55
Meter Cost	2,038,093.51
Received Project reimbursements:	<u>7,347,057.95</u>
	44,233,151.01
	92,272.30
Total funds remaining for improvement Series B:	7,390.30
Total funds remaining for improvement Series C:	<u>12,267,583.77</u>
Total Funds Remaining	12,274,974.07
Received Project reimbursements:	7,347,057.95
Projects Cost YTD:	7,892,324.26
Projects Pending Reimbursement:	<u>545,266.31</u>
Total Funds Remaining less pending Reimbursement:	<u>11,729,707.77</u>



Casitas Municipal Water District
CFD 2013 - 1 Projects to be reimbursed to CMWD To Date
As of 4/30/2021

Project No:	Project Name:	Costs pending Reimbursement
400	Ojai System Masterplan	375,336.49
420	Sunset Place Pipeline Replacement	785,031.23
421	Cuyama, Palomar and El Paseo Roads Pipeline Replacement	707,077.15
422	South San Antonio Street and Crestview Drive Pipeline	89,258.17
423	West and East Ojai Avenue Pipeline Replacement	442,051.18
424	Running Ridge Zone Hydraulic Improvement	363,340.85
425	Well Rehabilitation Replacement	1,142,425.61
426	Valve & Appurtenance Replacement	1,136,704.53
427	Fairview Pipeline Replacement	0.00
428	Mutual Wellfield Pipeline	136,439.57
429	Grand Ave Pipeline	39,566.98
430	Signal Booster Zone Hydraulic Improvements	239,728.08
431	Emily Street Pipeline Replacement	1,101,818.56
432	Casitas-Ojai System Interties	78,158.82
522	Ojai Arc Flash Study	119,839.00
611	Mutual Replacement Well	438,973.36
411	Replace San Antonio #3 Well	29,759.77
506	Ojai SCADA UPS Units	11,447.67
509	Hypochlorite Tanks OS	24,186.95
511	Ojai Wellfield Cla-Vals	4,273.91
512	Well Monitoring Upgrades 07/2018	1,520.76
514	Ojai Wellfield Mag Meters 07/2018	18,876.70
433	Ojai 12" pipeline replac	340,638.60
434	Heidelberger PP Ret. Wal	29,479.63
435	Plesant Ave/Daily Rd Pip	62,644.70
436	OWS Tank/Valt Fall Impro	23,262.21
437	Wellvield VFDs	99,145.70
438	Lion St PL/ Fairview Conn	11,978.68
646	OWS Arbolada Tank	39,359.40
Project(s) Cost To Date:		<u><u>7,892,324.26</u></u>



Casitas Municipal Water District
State Water Project - Interconnect Project Costs
As of 4/30/2021

Project No:	Project Name:	Costs paid to date	Encumbered	Total Encumbered & Cost To Date
378	State Water Interconnect - Calleguas to Casitas	115,142	-	115,142
527	State Water Interconnect - Carpinteria to Casitas	235,003	723,224	958,228
606	State Water Interconnect - Ventura to Casitas	224,241	25,002	249,242
Project(s) Cost To Date:				1,322,612

Capital	Current Budget (a)	Current Period Balance	Year to Date Balance (b) FY2021	Prior Year to Date Balance	Total Encumbered (c)	Budget Remaining (a)-(b)-(c)	% YTD Budget (b)/(a)	% YTD Budget encumbered (b+c)/(a)
	Administration	-	-	-	-	-	-	0.00%
Board of Directors	-	-	-	-	-	-	0.00%	0.00%
District Maintenance	8,500	-	-	352	-	8,500	0.00%	0.00%
Electrical Mechanical	217,500	25,839	45,540	108,243	7,027	164,934	20.94%	24.17%
Engineering	17,675,000	121,720	2,098,825	5,626,937	4,938,122	10,638,053	11.87%	39.81%
Fisheries	-	-	-	4,365	5,408	(5,408)	0.00%	0.00%
Information Technology	-	-	-	1,764	-	-	0.00%	0.00%
Management	-	-	-	-	-	-	0.00%	0.00%
Pipeline	38,000	-	16,265	7,131	-	21,735	42.80%	42.80%
Recreation - Operations / Maint. / PR / Water Pk	7,000	4,016	4,016	35,780	-	2,984	57.38%	57.38%
Retirees	-	-	-	-	-	-	0.00%	0.00%
Safety / Garage	103,500	-	31,254	127,387	46,307	25,939	30.20%	74.94%
Utilities Maintenance	60,000	53,637	59,089	39,093	11,916	(11,005)	98.48%	118.34%
Water Conservation - P/R	-	-	-	-	-	-	0.00%	0.00%
Water Quality- Lab	150,000	1,688	19,350	15,759	-	130,650	12.90%	12.90%
Water Treatment	170,000	997	28,359	124,498	-	141,641	16.68%	16.68%
Total Capital	18,429,500	207,897	2,302,697	6,091,309	5,008,780	11,118,023	12.49%	39.67%

Rincon Pipeline Repair at Ayers Creek Materials (8/26)	-		
Rincon Pipeline Repair at Ayers Creek (9/2)	260,000		
CPI Solutions- Boardroom Audio-Visual Upgrade (9/9)	43,400		
Full time IT Technician Position (9/23)	48,120		
Rincon Pipeline Repair at Ayers Creek Change Order (10/14)	20,684		
DWR planning & Design of Delta Conveyance Project (10/14)	54,000		
Robles Facility Fish Screen Blast Cleaning (10/28)	40,000		
Fiona Hutton & Assoc. Strategic Comm. Work plan (10/28)	154,000		
Enviro. Consul.for Ventura-Santa Barbara Counties Intertie (11/12)	60,000		
Water Resource Plan- Stantec Consulting Service (12/9)	43,418		
Cost Share of Foothill Road Maintenance (12/16)	231		
MKN & Assoc.- Arbolada Tank (1/13)	50,000		
Grand Ave. Pipeline Replacement (2/10)	800,000		
Board Approved unbudgeted items	1,573,853	-	-

Net assets, End of year (18,179,474) (586,445) (638,852) (4,752,782)
 (Total Revenue-Total Expenses-Total Debt Service-Total Capital-Unbudgeted Items)

	Beginning of Fiscal Year Balance	Year to Date Balance
General Fund Balance	2,876,089	5,790,423
U.S Bank Investments	14,312,132	11,835,191
U.S Bank Money Market Account	45,370	6,477
LAIF	478	481
County of Ventura Investment (COVI)	3,003	3,046
CFD-2013-1 Improvement Bond	14,134,551	12,341,536
Total Reserves	31,371,623	29,977,154

February Summary

- Water revenue in February is relatively the same compared to prior year despite lower consumption. In totality year over year up about \$2.8 million. Overall delinquency fees are approx. \$407k higher year over year.
- Majority of the capital expenses relate to meters \$54k, district paving \$33k, Scada system \$26k, building for Ojai east residual mgmt. system \$17k, Rincon pipeline replacement \$16k, and approx. \$20k for CFD 2013-1 project Cuyama, Palomar, and El Paseo Roads pipeline replacement.
- Despite the current challenges Recreation revenue is up about \$58k compared to last February. Year to date revenue is down \$296k compared to 2020.

Non-Budgeted Items Log Sheet - FY 2021

Approval Date	Item	Budgeted Amount	Actual Amount	Notes	Grant Potential (Y or N)
26-Aug-20	Rincon Pipeline Repair at Ayers Creek - Materials	\$ 100,000.00	\$ -	Replaced by subsequent Board action on 9/2/20	N
2-Sep-20	Rincon Pipeline Repair at Ayers Creek - Re-budgeted	\$ 260,000.00			N
9-Sep-20	Boardroom AV Upgrade - CPI Solutions	\$ 43,399.88			N
23-Sep-20	Full time IT Technician	\$ 48,120.11			N
14-Oct-20	Rincon Pipeline Repair at Ayers Creek Change Order 1	\$ 20,683.88			N
14-Oct-20	DWR planning & Design of Delta Conveyance Project	\$ 54,000.00			N
28-Oct-20	Robles Facility Fish Screen Blast Cleaning	\$ 40,000.00			N
28-Oct-20	Fiona Hutton & Assoc. Strategic Comm. Workplan	\$ 154,000.00			N
12-Nov-20	Enviromental Consulting for Ventura-Santa Barbara Counties Intertie	\$ 60,000.00			N
9-Dec-20	Water Resources Plan- Stantec Consulting Service	\$ 43,418.00			N
16-Dec-20	Cost Share of Foothill Road Maintenance	\$ 231.00			N
13-Jan-21	MKN & Assoc.- Arbolada Tank	\$ 50,000.00			N
10-Feb-21	Grand Ave. Pipeline Replacement	\$ 800,000.00		CFD 2013-1 Funded	N
	Total	\$ 1,573,852.87	\$ -		



**Casitas Municipal Water District
Adjudication Charge Summary Report**

	July	August	September	October	November	December	January	February	March	April	May	June	YTD Notes
Revenue	(48,685)	(48,893)	(48,945)	(49,160)	(49,090)	(48,787)	(49,013)	(48,754)	(48,737)	5	-	-	(440,059)
Expenses													
Legal	-	26,378	15,228	-	29,451	4,917	4,625	14,288	1,344	32,955	-	-	129,186
Other Pro Fees	-	-	-	-	-	-	20,322	14,782	-	-	-	-	35,105 Hydrologic & Hydrogeologic Study
Bank Fees	-	-	-	-	130	-	-	-	-	-	-	-	130
Net Total	(48,685)	(22,515)	(33,717)	(49,160)	(19,509)	(43,870)	(24,066)	(19,684)	(47,393)	32,960	-	-	(275,638)
Cash Collected	948	2,630	44,674	48,421	47,746	50,454	48,260	46,160	52,298	44,652	-	-	386,243
Cash Disbursed	-	(26,378)	(15,228)	(0)	(29,573)	(4,917)	(24,955)	(29,070)	(1,344)	(32,955)	-	-	(164,421)
Accounts Payable	-	-	-	-	(8)	-	8	-	-	-	-	-	(0)
Accounts Receivable	47,737	46,263	4,271	738	1,344	(1,667)	754	2,594	(3,561)	(44,656)	-	-	53,817
Net Total	48,685	22,515	33,717	49,160	19,509	43,870	24,066	19,684	47,393	(32,960)	-	-	275,638

Note: Data as of 3/31/2021

**CASITAS MUNICIPAL WATER DISTRICT
TREASURER'S MONTHLY REPORT OF INVESTMENTS
04/30/21**

Type of Invest	Institution	CUSIP	Date of Maturity	Original Cost	Current Mkt Value	Rate of Interest	Date of Deposit	% of Portfolio	Days to Maturity
*TB	Federal Home Loan Bank	3130A0EN6	12/10/2021	\$547,735	\$508,550	2.875%	5/9/2016	4.32%	220
*TB	Federal Home Loan Bank	3130AIXJ2	6/14/2024	\$941,144	\$910,124	2.875%	8/2/2016	7.73%	1124
*TB	Federal Home Loan Bank	3130A5VW6	7/10/2025	\$1,025,110	\$1,082,560	2.700%	5/10/2017	9.19%	1510
*TB	Federal National Assn	31315P2J7	5/1/2024	\$809,970	\$788,126	3.300%	5/25/2016	6.69%	1081
*TB	Farmer MAC	31315PYF0	5/2/2028	\$512,355	\$554,055	2.925%	11/20/2017	4.70%	2522
*TB	Federal Farm CR Bank	31331VWN2	4/13/2026	\$940,311	\$871,928	5.400%	5/9/2016	7.40%	1783
*TB	Federal Home Loan Bank	313383YJ4	9/8/2023	\$476,582	\$445,013	3.375%	7/14/2016	3.78%	848
*TB	Farmer MAC	3133EEPH7	2/12/2029	\$480,251	\$525,551	2.710%	11/20/2017	4.46%	2802
*TB	Federal Home Loan Bank	3133XFKF2	6/11/2021	\$591,147	\$563,254	5.625%	9/8/2014	4.78%	41
*TB	Federal National Assn	3135G0K36	4/24/2026	\$2,532,940	\$2,652,400	2.125%	7/6/2010	22.52%	1794
*TB	Federal National Assn	3135G0ZR7	9/6/2024	\$1,488,050	\$1,497,309	2.625%	5/25/2016	12.71%	1206
*TB	Federal Home Loan MTG Corp	3137EADB2	1/13/2022	\$683,584	\$674,737	2.375%	5/1/2016	5.73%	253
*TB	US Treasury Note	912828WE6	11/15/2023	\$723,061	\$706,955	2.750%	12/13/2013	6.00%	915

Total in Gov't Sec. (11-00-1055-00&1065) \$11,752,241 \$11,780,562 99.97%

Total Certificates of Deposit: (11.13506) \$0 \$0 0.00%

**** LAIF as of 2/28/2021: (11-00-1050-00) N/A \$482 \$482 1.36% Estimated 0.00%**

***** COVI as of 2/28/2021: (11-00-1060-00) N/A \$3,056 \$3,056 1.50% Estimated 0.03%**

TOTAL FUNDS INVESTED \$11,755,780 \$11,784,100 100.00%

Total Funds Invested last report \$11,755,768 \$11,773,601

Total Funds Invested 1 Yr. Ago \$14,315,591 \$14,576,307

****** CASH IN BANK (11-00-1000-00) EST. \$6,536,701 \$6,536,701**
CASH IN Custody Money Market \$45,868 \$45,868 0.30%

TOTAL CASH & INVESTMENTS \$18,338,348 \$18,366,668

TOTAL CASH & INVESTMENTS 1 YR AGO \$18,188,134 \$16,788,888

*CD CD - Certificate of Deposit

*TB TB - Federal Treasury Bonds or Bills

** Local Agency Investment Fund

*** County of Ventura Investment Fund

Estimated interest rate, actual not due at present time.

**** Cash in bank

No investments were made pursuant to subdivision (i) of Section 53601, Section 53601.1 and subdivision (i) Section 53635 of the Government Code.

All investments were made in accordance with the Treasurer's annual statement of investment policy.