



Board of Directors

Brian Brennan, Director
Richard Hajas, Director
Neil Cole, Director

Mary Bergen, Director
Pete Kaiser, Director

CASITAS MUNICIPAL WATER DISTRICT Meeting to be held at the

District Office
1055 Ventura Ave.
Oak View, CA 93022
www.casitaswater.org

The meeting will also be conducted via Zoom.

Join Zoom Meeting

<https://us06web.zoom.us/j/91094478837?pwd=VnNOQTZyQVk4K2pnaWpjYVl1TkpRdz09>

Meeting ID: 910 9447 8837 Passcode: 736519

To join via telephone please call (888) 788-0099 or (877) 853-5247

Enter Meeting ID: 910 9447 8837# Passcode: 736519#

April 12, 2023 @ 5:00 PM

Right to be heard: Members of the public have a right to address the Board directly on any item of interest to the public which is within the subject matter jurisdiction of the Board. The request to be heard should be made immediately before the Board's consideration of the item. No action shall be taken on any item not appearing on the agenda unless the action is otherwise authorized by subdivision (b) of §54954.2 of the Government Code and except that members of a legislative body or its staff may briefly respond to statements made or questions posed by persons exercising their public testimony rights under section 54954.3 of the Government Code.

Special Accommodations: If you require special accommodations for attendance at or participation in this meeting, please notify our office 24 hours in advance at (805) 649-2251, ext. 113. (Govt. Code Section 54954.1 and 54954.2(a)).

1. CALL TO ORDER
2. ROLL CALL

3. PLEDGE OF ALLEGIANCE
4. AGENDA CONFIRMATION
5. PUBLIC COMMENTS - Presentation on District related items that are not on the agenda - three minute limit.
6. CONSENT AGENDA
 - 6.a. Accounts Payable Reports.
[Accounts Payable Report 03-01-23.pdf](#)
[Accounts Payable Report - 04-12-23.pdf](#)
 - 6.b. Minutes of the March 22, 2023 Board Meeting.
[3 22 2023 Min.pdf](#)
7. ACTION ITEMS
 - 7.a. Deny request of Robert Feiss for refund of Casitas MWD 2013-1 property assessments for APN # 019-0-070-200 (910 El Toro Road, Ojai).
[Board Memo on Dr. Feiss CFD 2013-1 Refund Request 041223.pdf](#)
[Email Request from Dr. Feiss Special Tax CMWD CFD 2013-1 Reimbursement for Overpayment ATT1 041223.pdf](#)
[CFD No. 2013-1 Taussig Response Letter to Feiss APN 019-0-070-200 ATT2 041223.pdf](#)
 - 7.b. Approval of Casitas MWD Board of Directors Policy regarding refund of Casitas MWD Community Facilities District 2013-1 Assessment Funds.
[CFD 2013-1 Refund Policy Draft 041223.pdf](#)
 - 7.c. Review of the Fiscal Year 2023-2024 General Manager's Water Supply Assessment and possible adoption of a Resolution declaring a Stage 1 Condition for all Casitas Customers.
[FY 2024 Water Supply Assessment 041223.pdf](#)
[Resolution Declaring Stage 1 Condition April 2023 \(1\).pdf](#)
 - 7.d. Award of a professional services agreement for a Casitas MWD water rate study to Bartle Wells Associates in the amount of \$98,775.
[Board Memo Water Rate Study Consultant 041223.pdf](#)
 - 7.e. Approval of an increase to the Lake Casitas Recreation Area Replacement Aquatic Play Structure Project budget in the amount of \$150,000.
[Board Memo CWA APS 041223.pdf](#)
 - 7.f. Resolution approving the Mitigated Negative Declaration and Mitigation Monitoring and Reporting Program for the Ventura-Santa Barbara Counties Intertie. Adopting the Notice of Determination and directing the Notice of Determination to be filed with the Clerks of the County of Ventura and the County of Santa Barbara.

[Board Memo_20230412.pdf](#)
[CEQA Resolution IS-MND.pdf](#)

- 7.g. Authorize the General Manager to issue Task Order 2018-08 Amendment No. 6 to Water Works Engineers (WWE) for additional engineering services for the West and East Ojai Avenue Pipeline Replacement, Specification No. 19-411, in an amount not to exceed \$95,524.00.

[Task Order Amendment 6_WWE_West East Ave Pipeline 04122023.pdf](#)
[CMWD Ojai Ave Pipeline_Amend 6 - Addtl ESDC Srvcs \(20230331\).pdf](#)

8. INFORMATION ITEMS

- 8.a. Finance Committee Minutes.

[Finance Minutes 031723.pdf](#)

- 8.b. State Water Project Intertie Report.

[SWP Intertie Project Cost 3-31-23.pdf](#)

- 8.c. CFD 2013 Report.

[CFD 2013-1 Project Cost 3-31-2023.pdf](#)

- 8.d. Adjudication Charges Report.

[Adjudication Charges YTD 3.31.23.pdf](#)

- 8.e. Consumption Report February.

[Consumption 2022-2023.pdf](#)

- 8.f. Financials January 31, 2023.

[Financial Statements 01-31-2023 Summary.pdf](#)

- 8.g. Non Budgeted Items.

[Non-Budgeted Items Log.pdf](#)

- 8.h. Investment Report.

[Investment Report 3.31.23.pdf](#)

9. GENERAL MANAGER COMMENTS

10. BOARD OF DIRECTOR REPORTS ON MEETINGS ATTENDED

11. BOARD OF DIRECTOR COMMENTS PER GOVERNMENT CODE SECTION 54954.2(a).

12. CLOSED SESSION

- 12.a. CONFERENCE WITH LEGAL COUNSEL – EXISTING LITIGATION (Government Code Section 54956.9(a) Santa Barbara Channelkeeper v. State Water Resources Control Board, City of San Buenaventura, et al.; and City of San Buenaventura v Duncan Abbott, et al., Cross Complaint; Superior Court of the State of California,

County of Los Angeles, Case No. 19STCP01176.

- 12.b. Conference with Legal Counsel – Anticipated Litigation
Significant exposure to litigation pursuant to § 54956.9(b): (One case)

13. ADJOURNMENT

CASITAS MUNICIPAL WATER DISTRICT
General Fund Check Authorization
Checks Dated 02/16/23 - 03/01/23
Presented to the Board of Directors For Approval March 08, 2023

Check	Payee		Description	Amount
001184	Payables Fund Account	# 9759651478	Accounts Payable Batch 022223	\$ 552,917.28
001185	Payables Fund Account	# 9759651478	Accounts Payable Batch 030123	\$ 1,287,169.69
				<u>\$ 1,840,086.97</u>
001186	Payroll Found Account	# 9469730919	Estimated Payroll 03/18/23	\$ 240,000.00
			Total	<u>\$ 2,080,086.97</u>

Publication of check register is in compliance with Section 53065.6 of the Government Code which requires the District to disclose reimbursements to employees and/or directors.

The above numbered checks, 001184-001186 have been duly audited is hereby certified as correct.



Janyne Brown, Chief Financial Officer

A/P Fund

Publication of check register is in compliance with Section 53065.6 of the Government Code which requires the District to disclose reimbursements to employees and/or directors.

001184 A/P Checks: 049074-049127
A/P Draft 000525-000530
Voids:
049106 - Meiners Oaks Ace Hardware - Continuation of detail of check #049105

001185 A/P Checks: 049128-049192
A/P Draft 000531-000533
Voids:
049165 - Meiners Oaks Ace Hardware - Continuation of detail of check #049164



Janyne Brown , Chief Financial Officer

CERTIFICATION

Payroll disbursements for the pay period ending 02/18/23

Pay Date 02/23/23

have been duly audited and are
hereby certified as correct.

Signed: Jayne Brown

Jayne Brown

VENDOR I.D.	NAME	STATUS	CHECK DATE	INVOICE AMOUNT	DISCOUNT	CHECK NO	CHECK STATUS	CHECK AMOUNT
C-CHECK	VOID CHECK	V	2/22/2023			049106		
C-CHECK	VOID CHECK	V	3/01/2023			049165		

* * T O T A L S * *	NO	INVOICE AMOUNT	DISCOUNTS	CHECK AMOUNT
REGULAR CHECKS:	0	0.00	0.00	0.00
HAND CHECKS:	0	0.00	0.00	0.00
DRAFTS:	0	0.00	0.00	0.00
EFT:	0	0.00	0.00	0.00
NON CHECKS:	0	0.00	0.00	0.00
VOID CHECKS:	2			
VOID DEBITS		0.00		
VOID CREDITS		0.00	0.00	

TOTAL ERRORS: 0

VENDOR SET: 01 BANK:	TOTALS:	NO	INVOICE AMOUNT	DISCOUNTS	CHECK AMOUNT
BANK:	TOTALS:	2	0.00	0.00	0.00
		2	0.00	0.00	0.00

VENDOR I.D.	NAME	STATUS	CHECK DATE	INVOICE AMOUNT	DISCOUNT	CHECK NO	CHECK STATUS	CHECK AMOUNT
00131	JCI JONES CHEMICALS, INC Chlorine - TP, CM 906796	D	2/22/2023	5,042.55		000525		5,042.55
00128	INTERNAL REVENUE SERVICE Federal Withholding	D	2/22/2023	48,654.94		000526		
	SS Withholding	D	2/22/2023	49,083.26		000526		
	Medicare Withholding	D	2/22/2023	11,479.28		000526		109,217.48
00187	CALPERS PERS BUY BACK	D	2/22/2023	130.46		000527		
	PERS BUY BACK	D	2/22/2023	161.96		000527		
	PEPRA EMPLOYEES PORTION	D	2/22/2023	13,189.81		000527		
	PERS EMPLOYEE PORTION MGMT	D	2/22/2023	1,882.42		000527		
	PERS EMPLOYEE PORTION	D	2/22/2023	7,612.90		000527		
	PEBRA EMPLOYER PORTION	D	2/22/2023	14,596.69		000527		
	PERS EMPLOYER PORTION	D	2/22/2023	12,526.81		000527		50,101.05
00180	S.E.I.U. - LOCAL 721 SEIU 721 COPE	D	2/22/2023	2.50		000528		
	UNION DUES	D	2/22/2023	906.00		000528		908.50
00049	STATE OF CALIFORNIA STATE WITHHOLDING (CA)	D	2/22/2023	18,466.72		000529		18,466.72
05790	STATE OF OREGON OR STATE TRANSIT TAX	D	2/22/2023	5.91		000530		
	STATE WITHHOLDING (OR)	D	2/22/2023	433.32		000530		439.23
05939	Health Equity FSA Monthly Admin Fee	D	3/01/2023	175.00		000531		175.00
05986	Splashtacular Water Park Structure - WP	D	3/01/2023	787,200.00		000532		787,200.00
05986	Splashtacular Water Park Structure - WP	D	3/01/2023	196,800.00		000533		196,800.00
00004	ACWA JOINT POWERS INSURANCE AU Health Insurance 03/23	R	2/22/2023	151,172.49		049074		151,172.49
01325	Aflac Worldwide Headquarters Supplemental Insurance 02/23	R	2/22/2023	3,278.20		049075		3,278.20

VENDOR I.D.	NAME	STATUS	CHECK DATE	INVOICE AMOUNT	DISCOUNT	CHECK NO	CHECK STATUS	CHECK AMOUNT
09569	ALLCABLE							
I-4036435	Patch Cord - IT	R	2/22/2023	16.39		049076		16.39
03044	Amazon Capital Services							
I-114D-QQ7V-3HT4	Toner Cartridge - ADM	R	2/22/2023	77.10		049077		
I-1DKC-WPRM-93FQ	Mower Blades - LCRA	R	2/22/2023	62.20		049077		
I-1LGH-W4JT-RXQT	Monitor Stand - LCRA	R	2/22/2023	148.33		049077		
I-1N3G-DCQX-PTNC	Envelopes - LCRA	R	2/22/2023	34.30		049077		
I-1QN3-XYGK-4QJ4	Lift Supports - Unit 56	R	2/22/2023	22.29		049077		
I-1WTX-1TY9-RQYH	20V Battery & Combo kit - LCRA	R	2/22/2023	734.26		049077		1,078.48
04534	Applied Technology Group, Inc.							
I-INV0000026276	MDS-SD4 Radios - EM	R	2/22/2023	6,432.78		049078		6,432.78
00014	AQUA-FLO SUPPLY							
I-SI2058074	6" Pipe & Fittings - WP	R	2/22/2023	1,194.60		049079		
I-SI2058091	Cable Weight Float Switch - EM	R	2/22/2023	13.52		049079		
I-SI2058759	Fittings & PVC Cement - PL	R	2/22/2023	126.33		049079		
I-SI2058898	6" Sch 80 PVC 90 Ell - WP	R	2/22/2023	390.96		049079		
I-SI2059469	6' PVC Tee & 4" PVC Cap - WP	R	2/22/2023	95.53		049079		
I-SI2059976	Fittings - WP	R	2/22/2023	143.68		049079		
I-SI2060440	8" Rubber Expansion Test Plug	R	2/22/2023	197.97		049079		
I-SI2061246	Brass Ball Valve & Pressure Ga	R	2/22/2023	63.52		049079		
I-SI2061254	Fittings - WP	R	2/22/2023	63.52		049079		2,289.63
03429	AT&T							
I-8486326701	Acct#8310011246015	R	2/22/2023	2,210.40		049080		2,210.40
00679	BAKERSFIELD PIPE & SUPPLY INC							
I-S2999743.001	Fittings - EM	R	2/22/2023	8.99		049081		
I-S2999743.002	Bell Reducer & Brass Adapter	R	2/22/2023	44.37		049081		
I-S2999749.001	66X2 150 Rduce Flange - TP	R	2/22/2023	243.56		049081		
I-S2999751.001	Fittings - TP	R	2/22/2023	30.96		049081		327.88
00860	Big Red Crane Company, Inc.							
I-13864	Crane Rental - ENG	R	2/22/2023	2,447.50		049082		2,447.50
05794	BMC West, LLC							
I-72999629-00	Backboards for Robles - ENG	R	2/22/2023	5,642.66		049083		5,642.66
02661	Calleguas Municipal Water Dist							
I-2023-00000018	IRWM Grant Application	R	2/22/2023	20,334.41		049084		20,334.41

VENDOR I.D.	NAME	STATUS	CHECK DATE	INVOICE AMOUNT	DISCOUNT	CHECK NO	CHECK STATUS	CHECK AMOUNT
09182	CalPERS							
I-100000017068660	Unfunded Accrued Liab	R	2/22/2023	70,320.58		049085		70,320.58
03702	Cannon Corporation							
I-83328	WaterPark Survey - WP	R	2/22/2023	3,986.25		049086		3,986.25
05995	Canon Financial Services							
I-30014164	Copier Usage - DO	R	2/22/2023	233.11		049087		233.11
00058	COAST TO COAST							
I-53464	Carpet - MAINT	R	2/22/2023	48.16		049088		48.16
00062	CONSOLIDATED ELECTRICAL							
I-9009-1031273	Ligix5555 Processor - EM	R	2/22/2023	6,922.51		049089		6,922.51
02480	David Taussig & Associates, In							
I-2301143	D22-00115 CFD Tax Admin	R	2/22/2023	412.00		049090		
I-2301144	Ojai Annexation 1071 Rancho Dr	R	2/22/2023	414.58		049090		826.58
00662	Diamond A Equipment							
I-E00281	Utility Tractor - LCRA	R	2/22/2023	10,124.70		049091		10,124.70
02667	Digital Telecommunications Cor							
I-47213	Remote Programming - LCRA	R	2/22/2023	300.00		049092		300.00
00086	E.J. Harrison & Sons Inc							
I-1349	Acct#500546088	R	2/22/2023	1,074.99		049093		1,074.99
00086	E.J. Harrison & Sons Inc							
I-28449	Acct#1C00054240	R	2/22/2023	468.53		049094		468.53
00095	FAMCON PIPE & SUPPLY							
I-S100077980.008	1" AMS - PL	R	2/22/2023	1,186.19		049095		
I-S100095609.001	PVC Slip Cap - WP	R	2/22/2023	536.25		049095		
I-S100096004.001	6" PVC Pipe - WP	R	2/22/2023	388.25		049095		2,110.69
00013	FERGUSON ENTERPRISES INC							
I-2241354	PVC S80 Pipe - WP	R	2/22/2023	647.95		049096		647.95
00101	FISHER SCIENTIFIC							
I-0481740	KCL Cond STD - LAB	R	2/22/2023	120.72		049097		120.72
00115	GRAINGER, INC							
I-9601195259	Pipe Plug - WP	R	2/22/2023	443.37		049098		
I-9601307227	Pipe Plug - WP	R	2/22/2023	266.82		049098		
I-9601777130	Pipe Plug 10" - WP	R	2/22/2023	533.63		049098		1,243.82

VENDOR I.D.	NAME	STATUS	CHECK DATE	INVOICE AMOUNT	DISCOUNT	CHECK NO	CHECK STATUS	CHECK AMOUNT
02217	Greg Rents							
I-44567	Rent JD Skid Streer - ENG	R	2/22/2023	1,896.52		049099		1,896.52
05746	Hasa Inc.							
C-114535	Container Return - TP	R	2/22/2023	450.00CR		049100		
I-869163	Chlorine for Ojai Sys. - TP	R	2/22/2023	1,505.66		049100		1,055.66
00125	IDEXX DISTRIBUTION CORP							
I-3123244487	Sample Vessel & Colilert Test	R	2/22/2023	1,501.19		049101		1,501.19
00127	INDUSTRIAL BOLT & SUPPLY							
I-239673-1	Hex Bolts, Hex Nuts - EM	R	2/22/2023	1,297.84		049102		
I-239673-2	Hex Bolts & Hex Nuts - EM	R	2/22/2023	1,226.01		049102		2,523.85
03888	Eric Lara							
I-022123	Reimburse Expenses 02/23	R	2/22/2023	249.99		049103		249.99
01270	SCOTT LEWIS							
I-Dec22/Jan23	Reimburse Expenses 12/22-01/23	R	2/22/2023	5,302.94		049104		5,302.94
00151	MEINERS OAKS ACE HARDWARE							
I-029729	Flashlight & Surge Protector	R	2/22/2023	522.16		049105		
I-029998	Cord Extention - UT	R	2/22/2023	87.82		049105		
I-031124	Lock Ext Cord - PL	R	2/22/2023	102.47		049105		
I-031374	Gloves - IT	R	2/22/2023	16.08		049105		
I-032459	Disc Flap & Wire Pool - WP	R	2/22/2023	67.72		049105		
I-032710	Fittings - WP	R	2/22/2023	158.79		049105		
I-032890	Waterproof Boot - WP	R	2/22/2023	44.14		049105		
I-033286	Tape Measure & Hammer Frame	R	2/22/2023	49.29		049105		
I-033382	Caulk - LCRA	R	2/22/2023	16.75		049105		
I-033413	Tap Pipe - LCRA	R	2/22/2023	18.53		049105		
I-033415	Hose Bib & Shower Drain - WP	R	2/22/2023	98.49		049105		
I-033434	Fittings - LCRA	R	2/22/2023	29.23		049105		
I-033469	Ball Valve & union Washer - WP	R	2/22/2023	17.94		049105		
I-033522	Round Over Bit - LCRA	R	2/22/2023	68.00		049105		
I-033617	Bolts & Screws - LCRA	R	2/22/2023	40.91		049105		
I-033695	Gloves & LS Coverall - TP	R	2/22/2023	108.29		049105		1,446.61
03969	NEOGOV							
I-INV-32430	NEOGOV Subscription	R	2/22/2023	4,964.50		049107		4,964.50
05977	ODP Business Solutions, LLC							
I-291332281001	Cartridge Ink - ADM	R	2/22/2023	83.20		049108		83.20

VENDOR I.D.	NAME	STATUS	CHECK DATE	INVOICE AMOUNT	DISCOUNT	CHECK NO	CHECK STATUS	CHECK AMOUNT
01570	Ojai Auto Supply							
I-562310	Radiator - LCRA	R	2/22/2023	206.96		049109		
I-562373	Battery - LCRA	R	2/22/2023	192.19		049109		
I-562397	Impact Socket - EM	R	2/22/2023	21.35		049109		420.50
00165	OJAI LUMBER CO, INC							
I-2301-718352	36" Flat Steet Form Stake -ENG	R	2/22/2023	215.96		049110		215.96
00168	OJAI VALLEY NEWS							
I-4441	AD 02/17/23	R	2/22/2023	150.00		049111		150.00
05155	Plaza Locksmith Inc							
I-51435	Door Lock Robles - MAINT	R	2/22/2023	380.86		049112		380.86
05713	Pops Auto Repair							
I-0354	Air Lift Bags - Unit E08	R	2/22/2023	2,959.31		049113		
I-0356	Repair - Unit 11	R	2/22/2023	7,002.58		049113		
I-0357	Windshield Replace - Unit 57	R	2/22/2023	415.00		049113		10,376.89
01107	SAWYER PETROLEUM							
I-S146285	Diesel - January Storm 2023	R	2/22/2023	2,856.55		049114		2,856.55
00215	SOUTHERN CALIFORNIA EDISON							
I-022123a	Acct#700533992421	R	2/22/2023	17,422.04		049115		
I-022123b	Acct#700625798978	R	2/22/2023	1,091.41		049115		18,513.45
02703	Sunbelt Rentals							
I-135058781-0001	500 Gal Fuel Tank - ENG	R	2/22/2023	4,159.00		049116		4,159.00
00825	USA BLUEBOOK							
I-263334	Bromothymol Blue - LAB	R	2/22/2023	31.13		049117		
I-267404	Monochloramine & Total Chlorin	R	2/22/2023	936.55		049117		
I-270517	Hach Free/Total Ammonia - TP	R	2/22/2023	752.18		049117		1,719.86
00258	VENTURA STEEL, INC							
I-280942	Aluminum Sheet - EM	R	2/22/2023	51.48		049118		51.48
09955	VENTURA WHOLESALE ELECTRIC							
I-276881	EMC Work for Robles Diversion	R	2/22/2023	564.20		049119		564.20
00663	WAXIE SANITARY SUPPLY							
I-81508939	Janitorial Supplies - DO	R	2/22/2023	1,134.25		049120		1,134.25

VENDOR I.D.	NAME	STATUS	CHECK DATE	INVOICE AMOUNT	DISCOUNT	CHECK NO	CHECK STATUS	CHECK AMOUNT
00330	I-10017541413		WHITE CAP CONSTRUCTION SUPPLY 36" Neoprene Squeegee - MAINT	R	2/22/2023	180.99	049121	180.99
06056	I-FSA202302212172		Ameriflex FSA Deduction	R	2/22/2023	1,257.67	049122	1,257.67
04010	I-CS5202302212172		CALIFORNIA STATE DISBURSEMENT 200000001181291	R	2/22/2023	386.30	049123	386.30
00102	I-G03202302212172		FRANCHISE TAX BOARD Payroll Deduction	R	2/22/2023	815.40	049124	815.40
00124	I-DCI202302212172		ICMA RETIREMENT TRUST - 457 DEFERRED COMP FLAT	R	2/22/2023	2,165.83	049125	
	I-DI%202302212172		DEFERRED COMP PERCENT	R	2/22/2023	110.69	049125	2,276.52
00985	I-CUN202302212172		NATIONWIDE RETIREMENT SOLUTION 457 CATCH UP	R	2/22/2023	1,184.90	049126	
	I-DCN202302212172		DEFERRED COMP FLAT	R	2/22/2023	8,442.91	049126	
	I-DN%202302212172		DEFERRED COMP PERCENT	R	2/22/2023	518.93	049126	10,146.74
1	I-000202302162171		SCHECK, JOHN US REFUND	R	2/22/2023	451.26	049127	451.26
02033	I-31675		Abbot Industrial Supplies Trash Bags - LCRA	R	3/01/2023	2,429.21	049128	2,429.21
00010	I-9134945161		AIRGAS USA LLC Elect Stck 5/31" X 14" - PL	R	3/01/2023	438.92	049129	
	I-9134945162		Welding Supplies - PL	R	3/01/2023	11.31	049129	
	I-9134996604		Regulators and Gases - PL	R	3/01/2023	512.27	049129	962.50
00012	I-5665-1032909		ALL-PHASE ELECTRIC SUPPLY CO. UPS Back-up - EM	R	3/01/2023	1,342.77	049130	1,342.77
09569	I-4035874		ALLCABLE Gel Dir Burial - ENG	R	3/01/2023	305.90	049131	305.90
03044	I-16NR-Q11H-1M73		Amazon Capital Services Bubbler Cartridge for Fountain	R	3/01/2023	31.41	049132	
	I-1DKV-JGLW-1JMW		Flood Light - LCRA	R	3/01/2023	150.14	049132	
	I-1FRG-MQVT-4GV4		Work Gloves - UT	R	3/01/2023	166.18	049132	
	I-1GT9-C4G4-P7YW		Dolly - TP	R	3/01/2023	96.04	049132	
	I-1GTG-KFPK-16VL		Swivel Jack - MAINT	R	3/01/2023	74.22	049132	
	I-1JRN-9DHV-C4WN		Pipe & Bench Vise - MAINT	R	3/01/2023	1,500.42	049132	
	I-1K91-GVQY-R3FV		Cleaning Tissues - IT	R	3/01/2023	25.74	049132	
	I-1RYQ-J1C1-1YHG		Phone Holder - MAINT	R	3/01/2023	55.72	049132	
	I-1TCR-QXDC-4767		iPhone Charger - PR	R	3/01/2023	13.66	049132	

VENDOR I.D.	NAME	STATUS	CHECK DATE	INVOICE AMOUNT	DISCOUNT	CHECK NO	CHECK STATUS	CHECK AMOUNT
	I-1VTD-RGR6-13R4		Gloves - MAINT	R	3/01/2023	115.05		049132
	I-1W7F-MVFL-FLKY		Cable Adapter - IT	R	3/01/2023	19.33		049132
	I-1YLJ-9WFK-PRH3		Phone Cover - MAINT	R	3/01/2023	18.22		049132
								2,266.13
00014			AQUA-FLO SUPPLY					
	I-SI2053831		Slip PVC Cap - WP	R	3/01/2023	24.93		049133
	I-SI2063206		Hose Washer - LCRA	R	3/01/2023	2.56		049133
								27.49
03429			AT&T					
	I-7753736700		Acct#8310009376326	R	3/01/2023	1,287.10		049134
								1,287.10
03429			AT&T					
	I-9907626703		Acct#8310009376372	R	3/01/2023	1,287.10		049135
								1,287.10
05140			Annette Ayala					
	I-85		Ojai Ave Cultural Monitor -ENG	R	3/01/2023	6,149.60		049136
	I-86		Ojai Ave Cultural Monitor -ENG	R	3/01/2023	4,445.76		049136
								10,595.36
05797			Baron Industries					
	I-01 686166		Coupler Plugs & Infl Kit - PL	R	3/01/2023	194.97		049137
								194.97
04687			Bear Equipment Inc					
	C-70165b		Accrye Use Tax	R	3/01/2023	105.56CR		049138
	D-70165a		Accrue Use Tax	R	3/01/2023	105.56		049138
	I-70165		Wire Rope Sheave - ENG	R	3/01/2023	1,456.00		049138
								1,456.00
05025			Best Buy Business Advantage Ac					
	I-6836639		JBL- Tour Pro - IT	R	3/01/2023	107.24		049139
								107.24
04111			Roadpost, Inc.					
	I-BU01542036		Sat Phone Service - TP	R	3/01/2023	66.95		049140
								66.95
03702			Cannon Corporation					
	I-83407a		Camp Chaffe Foster Park PS-ENG	R	3/01/2023	2,500.00		049141
								2,500.00
06004			Catalina Paints					
	C-00005898		Colored Hoodie - LCRA	R	3/01/2023	20.32CR		049142
	I-00005879		Base - LCRA	R	3/01/2023	97.57		049142
	I-00005912		Base - LCRA	R	3/01/2023	197.44		049142
								274.69
00079			DANIELS TIRE SERVICE					
	I-250124919		Tires - Unit 116	R	3/01/2023	1,368.55		049143
								1,368.55

VENDOR I.D.	NAME	STATUS	CHECK DATE	INVOICE AMOUNT	DISCOUNT	CHECK NO	CHECK STATUS	CHECK AMOUNT
00740	DELL MARKETING L.P.							
I-10654049607	Computers - LCRA	R	3/01/2023	4,640.78		049144		
I-10654094173	Dell Latitude 3420 - WP	R	3/01/2023	1,774.18		049144		6,414.96
00081	DELTA LIQUID ENERGY							
I-21642	Propane - LCRA	R	3/01/2023	534.60		049145		
I-317539	Propane - TP	R	3/01/2023	595.95		049145		1,130.55
02667	Digital Telecommunications Cor							
I-47229	Remote Support - LCRA	R	3/01/2023	250.00		049146		250.00
00086	E.J. Harrison & Sons Inc							
I-28431	Acct#1C00053370	R	3/01/2023	299.62		049147		299.62
00086	E.J. Harrison & Sons Inc							
I-3509	Acct#102258843	R	3/01/2023	615.70		049148		615.70
00415	F.H. PUMPS INC.							
I-90578	Pumps - WP	R	3/01/2023	34,348.55		049149		34,348.55
00095	FAMCON PIPE & SUPPLY							
I-S100096245.001	Slip Tee, Bushing & Pipe - WP	R	3/01/2023	23,594.02		049150		
I-S100096615.001	Coupling - WP	R	3/01/2023	161.63		049150		23,755.65
00099	FGL ENVIRONMENTAL							
I-300824A	Special Ojai East Reservoir	R	3/01/2023	368.00		049151		
I-301474A	Lab Water Quality 01/31/23	R	3/01/2023	62.00		049151		
I-301475A	Nitrate Monitoring 01/31/23	R	3/01/2023	64.00		049151		
I-301888A	OWS-San Antonio TP-Mn 02/07/23	R	3/01/2023	39.00		049151		
I-301889A	Ojai Water System 02/07/23	R	3/01/2023	21.00		049151		554.00
00101	FISHER SCIENTIFIC							
I-0677886	MacConkey Agar Plate - LAB	R	3/01/2023	38.71		049152		38.71
02720	Garda CL West, Inc.							
I-10730098	Armored Truck Service	R	3/01/2023	151.43		049153		151.43
02835	Global Equipment Co., Inc.							
I-120153501	Clarifier Motor - TP	R	3/01/2023	873.00		049154		873.00
00115	GRAINGER, INC							
I-9602287519	Gasoline Bottles - MAINT	R	3/01/2023	204.91		049155		
I-9613166264	Valve Bore Adapter - PL	R	3/01/2023	19.45		049155		224.36

VENDOR I.D.	NAME	STATUS	CHECK DATE	INVOICE AMOUNT	DISCOUNT	CHECK NO	CHECK STATUS	CHECK AMOUNT
02217	Greg Rents							
I-445963	Hilti Concrete Saw - WP	R	3/01/2023	104.28		049156		104.28
02940	Holliday Rock Co, Inc.							
I-1506046	Concrete - LCRA	R	3/01/2023	846.33		049157		846.33
00894	HOSE-MAN, INC.							
I-5301530-0001-05	Coupler & Adapter - Unit 88	R	3/01/2023	117.09		049158		
I-5301537-0001-05	Hose for Air Compressor - PL	R	3/01/2023	146.79		049158		263.88
00127	INDUSTRIAL BOLT & SUPPLY							
I-240234-1	Nuts & Bolts - TP	R	3/01/2023	315.55		049159		315.55
00935	PETER M. KAISER							
I-022823	Reimburse Expenses - 02/23	R	3/01/2023	34.06		049160		34.06
00667	Kennedy/Jenks Consultants, Inc							
I-161481	Grant Support - ENG	R	3/01/2023	720.00		049161		
I-161482	Grant Support - Ven-SB Interti	R	3/01/2023	6,601.25		049161		
I-161483	Grant Support - Matilija GW	R	3/01/2023	1,765.00		049161		9,086.25
03888	Eric Lara							
I-022223	Reimburse Expenses 02/23	R	3/01/2023	125.01		049162		
I-022823	Reimburse Expenses 02/23	R	3/01/2023	99.99		049162		225.00
06066	Loomis							
I-13185717	Armored Truck Service - LCRA	R	3/01/2023	360.16		049163		360.16
00151	MEINERS OAKS ACE HARDWARE							
I-029564	Paint - LCRA	R	3/01/2023	104.25		049164		
I-030999	Paint - LCRA	R	3/01/2023	105.79		049164		
I-031471	Gloves & Power Hub - ENG	R	3/01/2023	47.85		049164		
I-033644	Tape & Spry Paint - EM	R	3/01/2023	19.10		049164		
I-033655	Couple PVC - WP	R	3/01/2023	1.93		049164		
I-033656	Batteries - ENG	R	3/01/2023	7.41		049164		
I-033760	Hamer, Tape & Paint - LCRA	R	3/01/2023	107.15		049164		
I-033767	Bolts & Screws - UT	R	3/01/2023	27.18		049164		
I-033770	Adj Wrench & Hose - UT	R	3/01/2023	274.99		049164		
I-033830	Line Trimer - LCRA	R	3/01/2023	70.75		049164		
I-033901	Couple - LCRA	R	3/01/2023	1.36		049164		
I-034215	Trash Bags & Broom - LCRA	R	3/01/2023	35.67		049164		
I-034354	Fittings - WP	R	3/01/2023	92.52		049164		
I-034475	Tray Liners - LCRA	R	3/01/2023	26.52		049164		
I-034541	Tape - UT	R	3/01/2023	14.41		049164		936.88

VENDOR I.D.	NAME	STATUS	CHECK DATE	INVOICE AMOUNT	DISCOUNT	CHECK NO	CHECK STATUS	CHECK AMOUNT
03444	Mission Linen Supply							
I-518777140	Uniform Pants - PL	R	3/01/2023	35.07		049166		
I-518777141	Uniform Pants - MAINT	R	3/01/2023	27.38		049166		
I-518777144	Uniform Pants - TP	R	3/01/2023	56.83		049166		119.28
01570	Ojai Auto Supply							
I-562195	Diesel Exhaust Fluid - PL	R	3/01/2023	292.58		049167		
I-562913	Oil Filter - LCRA	R	3/01/2023	10.57		049167		
I-562918	Antifreeze - LCRA	R	3/01/2023	35.94		049167		
I-563385	Napa Fit Front Conventional	R	3/01/2023	19.84		049167		358.93
00165	OJAI LUMBER CO, INC							
C-2302-723581	Lumber Return - UT	R	3/01/2023	224.86CR		049168		
C-2302-723946	Lumber Return - UT	R	3/01/2023	229.59CR		049168		
I-2302-722452	Lumber - ENG	R	3/01/2023	49.71		049168		
I-2302-723571	Lumber Supplies - UT	R	3/01/2023	450.14		049168		
I-2302-723580	2X12-20 COn Hrt Rwd Rough	R	3/01/2023	429.54		049168		
I-2302-724785	Knife - UT	R	3/01/2023	57.89		049168		532.83
00947	CITY OF OJAI							
I-PW022123	Encroachment Permits	R	3/01/2023	4,392.00		049169		4,392.00
00627	PORT SUPPLY							
I-5250	Rain Gear - PL	R	3/01/2023	425.48		049170		425.48
00790	PROFORMA							
I-BI85009087A	Coat - IT	R	3/01/2023	183.15		049171		183.15
00306	Rincon Consultants, Inc.							
I-46166	Ojai Ave Pipe Environ Support	R	3/01/2023	603.25		049172		
I-46167	VTA-Carp Intertie Service -ENG	R	3/01/2023	4,581.00		049172		5,184.25
01109	SALVADOR LOERA TRANSPORTATION							
I-15849	Road Base - WP	R	3/01/2023	506.00		049173		
I-15850	Road Base - WP	R	3/01/2023	506.00		049173		
I-192630	Road Base - WP	R	3/01/2023	1,012.00		049173		
I-192633	Road Base - WP	R	3/01/2023	506.00		049173		
I-192635	Road Base - WP	R	3/01/2023	1,518.00		049173		
I-192638	Road Base - WP	R	3/01/2023	1,012.00		049173		
I-195701	Road Base - WP	R	3/01/2023	1,518.00		049173		
I-195703	Road Base - WP	R	3/01/2023	3,542.00		049173		
I-195705	Road Base - WP	R	3/01/2023	1,518.00		049173		
I-195709	Road Base - WP	R	3/01/2023	3,542.00		049173		15,180.00

VENDOR I.D.	NAME	STATUS	CHECK DATE	INVOICE AMOUNT	DISCOUNT	CHECK NO	CHECK STATUS	CHECK AMOUNT
01107	SAWYER PETROLEUM							
I-S146328	Diesel - January Storm 2023	R	3/01/2023	2,332.32		049174		
I-S146344	Diesel - LCRA	R	3/01/2023	3,234.67		049174		
I-S146345	Gas - LCRA	R	3/01/2023	1,168.42		049174		
I-S146386	Diesel - January Storm 2023	R	3/01/2023	3,578.00		049174		
I-S146414	Diesel - LCRA	R	3/01/2023	2,894.95		049174		
I-S146415	Gas - LCRA	R	3/01/2023	1,807.42		049174		15,015.78
02756	SC Fuels							
I-2326295-IN	Gas & Diesel - DO	R	3/01/2023	7,920.47		049175		7,920.47
02597	Shell							
I-87355050	Diesel - O&M	R	3/01/2023	361.67		049176		361.67
00215	SOUTHERN CALIFORNIA EDISON							
I-022323a	Acct#700356078152	R	3/01/2023	160.45		049177		
I-022323b	Acct#700237081885	R	3/01/2023	920.15		049177		
I-022323c	Acct#700759897236	R	3/01/2023	14.39		049177		1,094.99
00216	Southern California Gas Co.							
I-022723a	Acct#00801443003	R	3/01/2023	1,708.82		049178		
I-022723b	Acct#18231433006	R	3/01/2023	603.67		049178		2,312.49
02703	Sunbelt Rentals							
I-134839752-0003	Rent Light Tower - ENG	R	3/01/2023	538.99		049179		538.99
01959	The Wharf							
I-471535	Jacket - ENG	R	3/01/2023	96.92		049180		96.92
00225	UNDERGROUND SERVICE ALERT							
I-22-2302882	Regulatory Costs - ENG	R	3/01/2023	86.76		049181		
I-220230093	CAS01 New Ticket - ENG	R	3/01/2023	321.50		049181		408.26
00246	VENTURA COUNTY AIR POLLUTION							
I-1047631	Permit for SA Plant Generator	R	3/01/2023	678.00		049182		678.00
00257	VENTURA RIVER WATER DISTRICT							
I-022823	Acct#5-37500A	R	3/01/2023	46.92		049183		46.92
02854	Water Works Engineers, LLC							
I-13533	Ven-SB Intertie - ENG	R	3/01/2023	1,169.87		049184		
I-13534	VTA/CARP Intertie - ENG	R	3/01/2023	32,318.10		049184		
I-13535	Ven-SB Conties Design - ENG	R	3/01/2023	51,106.00		049184		84,593.97

VENDOR I.D.	NAME	STATUS	CHECK DATE	INVOICE AMOUNT	DISCOUNT	CHECK NO	CHECK STATUS	CHECK AMOUNT
00330	WHITE CAP CONSTRUCTION SUPPLY							
I-10017611273	Filters & Respirator - WP	R	3/01/2023	129.10		049185		129.10
05869	Wingate Earthworks Inc.							
I-012623	Asphalt Patching - ENG	R	3/01/2023	54,447.35		049186		54,447.35
1	HAGENLOCKER, BETH							
I-000202302282175	US REFUND	R	3/01/2023	0.92		049187		0.92
1	NICHOLSON, JENNIFER							
I-000202302282173	US REFUND	R	3/01/2023	13.25		049188		13.25
1	WASHBURN, JENNIFER							
I-000202302282174	US REFUND	R	3/01/2023	25.73		049189		25.73
1	CHANNEL BUILDERS INC							
I-000202302282177	US REFUND	R	3/01/2023	277.58		049190		277.58
1	SECURITY PAVING COMP							
I-000202302282176	US REFUND	R	3/01/2023	1,052.05		049191		1,052.05
1	WHITMAN DESIGN BUILD							
I-000202302282178	US REFUND	R	3/01/2023	303.45		049192		303.45

* * T O T A L S * *	NO	INVOICE AMOUNT	DISCOUNTS	CHECK AMOUNT
REGULAR CHECKS:	117	671,736.44	0.00	671,736.44
HAND CHECKS:	0	0.00	0.00	0.00
DRAFTS:	9	1,168,350.53	0.00	1,168,350.53
EFT:	0	0.00	0.00	0.00
NON CHECKS:	0	0.00	0.00	0.00
VOID CHECKS:	0	VOID DEBITS	0.00	
		VOID CREDITS	0.00	
			0.00	

TOTAL ERRORS: 0

VENDOR SET: 01	BANK: AP	TOTALS:	NO	INVOICE AMOUNT	DISCOUNTS	CHECK AMOUNT
			126	1,840,086.97	0.00	1,840,086.97
BANK: AP	TOTALS:		126	1,840,086.97	0.00	1,840,086.97
REPORT TOTALS:			126	1,840,086.97	0.00	1,840,086.97

Adjudication Charge Fund Account

Publication of check register is in compliance with Section 53065.6 of the Government Code which requires the District to disclose reimbursements to employees and/or directors.

Adj. Checks: No checks were cut for this period.
Adj. Draft
Voids:



Janyne Brown , Chief Financial Officer

Casitas Municipal Water District
Reimbursement Disclosure Report (1)
Fiscal Year 2022/23
July 1, 2022-June 30, 2023

<u>Date paid</u>	<u>Board of Director/Employee</u>	<u>Description</u>	<u>Amount Paid</u>
7/6/2022	Mitch Tull	Thermal Paper	\$ 166.78
7/14/2022	Cory Johnson	Safety Boot Stipend	\$ 205.00
7/14/2022	Kyler Heath	Safety Boot Stipend	\$ 205.00
7/14/2022	Justice Holloway	Robles Supplies/Drill	\$ 113.58
7/20/2022	Julia Aranda	APWA Webinar	\$ 160.00
7/20/2022	Lisa Barbee	CalPERS Education Training	\$ 449.00
7/20/2022	Spancer Hair	Pesticide Course	\$ 300.00
7/20/2022	Spancer Hair	Pesticide Exam	\$ 150.00
7/20/2022	Tim Lawson	Door Locks	\$ 134.98
7/27/2022	Alvin Domingo	Distribution 2 Exam and Certification	\$ 250.00
7/27/2022	Michael Gibson	Graphing Software Upgrade	\$ 299.00
7/27/2022	Michael Kenney	Safety Boot Stipend	\$ 205.00
7/27/2022	Gustavo Muro	Lodging for ESRI UC	\$ 1,663.88
7/27/2022	Gustavo Muro	Parking for ESRI UC	\$ 105.00
7/27/2022	Gustavo Muro	Mileage ESRI UC	\$ 240.00
7/28/2022	Jesus Garcia	Class A License	\$ 2,121.96
8/3/2022	Tim Lawson	Sign for Tokens Machins	\$ 138.17
8/10/2022	Anthony Albanez	Safety Boot Stipend	\$ 205.00
8/10/2022	Gonzalo Carbajal-Ramirez	Safety Boot Stipend	\$ 205.00
8/10/2022	Jesus Garcia	Safety Boot Stipend	\$ 205.00
8/10/2022	Ramiro Garcia	Safety Boot Stipend	\$ 205.00
8/10/2022	Vincent Godinez	Safety Boot Stipend	\$ 205.00
8/10/2022	Spencer Hair	Safety Boot Stipend	\$ 205.00
8/10/2022	Gerardo M Herrera	Safety Boot Stipend	\$ 205.00
8/10/2022	Eric Lara	Safety Boot Stipend	\$ 205.00
8/10/2022	Mario Mariscal	Safety Boot Stipend	\$ 205.00
8/10/2022	Luis Mejia	Safety Boot Stipend	\$ 205.00
8/10/2022	David Pope	Safety Boot Stipend	\$ 205.00
8/10/2022	Edgar Ramos	Safety Boot Stipend	\$ 205.00
8/10/2022	Michael Robles	Safety Boot Stipend	\$ 205.00
8/10/2022	Jose Ruiz	Safety Boot Stipend	\$ 205.00
8/10/2022	Brian Taylor	Safety Boot Stipend	\$ 205.00
8/11/2022	John Simon	Distribution 4 Certification	\$ 105.00
8/17/2022	Scott Lewis	Airoport Parking	\$ 122.00
8/17/2022	Scott Lewis	Airfare to CMWD	\$ 287.63
8/17/2022	Scott Lewis	Hotel 07/09/22-07/16/22	\$ 947.73
8/24/2022	Tim Lawson	Fuel for Unit 88	\$ 200.00
8/24/2022	Tim Lawson	Polaris Parts	\$ 236.24
8/24/2022	Scott MacDonald	T4 Certificate Renewal	\$ 105.00
8/24/2022	Luke Soholt	Water Treatment Operator Certification	\$ 155.00
8/24/2022	Luke Soholt	Ventura County Tax Collector	\$ 393.74
8/25/2022	Michael Gibson	Auto Miles	\$ 110.00
8/25/2022	Scott MacDonald	D4 Certification	\$ 105.00
9/8/2022	Joel Cox	Lunch for O&M crew - Leak	\$ 100.14
9/22/2022	Eric Lara	Cla-Val training	\$ 262.74
9/22/2022	Scot Byron	Distribution Grade 2 and Tretment Grade 2 Exam	\$ 130.00
9/22/2022	Greg Romey	Refreshments - Training/Meetings	\$ 351.58
9/28/2022	Lindsay Cao	WCWEA Membership Renewal	\$ 202.00
10/6/2022	Tim Lawson	Polaris Parts	\$ 101.10
10/6/2022	Michael Robles	Physical for Class A Drivers License	\$ 120.00
10/6/2022	Alex Kelso	Cla-Val Training Miles	\$ 147.50
10/6/2022	Alex Kelso	Cla-Val Training - Lodging	\$ 309.12
10/12/2022	Daniel J Holloway	Signs for Robles	\$ 115.81
10/19/2022	Aaron Wall	WWA Trade Show - Lodging	\$ 358.92
10/19/2022	Aaron Wall	WWA Trade Show - Trasportation	\$ 266.48

Casitas Municipal Water District
Reimbursement Disclosure Report (1)
Fiscal Year 2022/23
July 1, 2022-June 30, 2023

10/26/2022	Scot Byron	PL A/C Install	\$ 108.64
11/2/2022	Gonzalo Carbajal-Ramirez	AWWA Conference - Lodging	\$ 942.99
11/2/2022	Scott Lewis	Hotel 09/10/22-09/18/22	\$ 756.42
11/2/2022	Scott Lewis	Dry Suit + Gear	\$ 305.66
11/16/2022	Lindsay Cao	PE License Renewal	\$ 180.00
11/16/2022	Virgil Clary	SonTek Flow Display	\$ 1,779.26
11/16/2022	Mario Mariscal	Water Distribution System Operation & Maintenance ED 7	\$ 168.53
11/17/2022	Lisa Barbee	CalPERS Forum	\$ 999.52
11/30/2022	Scott Lewis	Hotel 10/27/22-11/06/22	\$ 1,026.60
11/30/2022	Aaron Wall	Tables for Waterpark	\$ 152.93
12/1/2022	Brian Taylor	Tools for Unit 7	\$ 289.55
12/7/2022	Virgil Clary	Pipe Ring Assembly	\$ 1,560.49
12/7/2022	Jose Ruiz	Lodging for Certification	\$ 248.64
12/7/2022	John Simon	Safety Boot Stipend	\$ 205.00
12/14/2022	Virgil Clary	Wire Rope Sheave	\$ 583.00
12/14/2022	Gerardo M Herrera	College Course	\$ 171.00
12/14/2022	Tyrone LaFay	CalWEP Conference - Lodging	\$ 362.88
12/15/2022	Alex Kelso	Water Distribution System Operation ED7	\$ 168.53
12/15/2022	Samantha Casey	2023 CPRS Conference - Lodging	\$ 1,152.04
12/15/2022	Samantha Casey	2023 CPRS Conference - Registration	\$ 635.00
1/4/2023	Greg Romey	Safety Boot Stipend	\$ 203.76
1/13/2023	Alex Kelso	Water & Wastewater Management Class	\$ 171.00
1/25/2023	David Rodela	Safety Boot Stipend	\$ 205.00
2/1/2023	Lindsay Cao	CWEA Lab Analyst II Renewal	\$ 100.00
2/8/2023	Gonzalo Carbajal-Ramirez	Safety Boot Stipend	\$ 205.00
2/8/2023	Ramiro Garcia	Safety Boot Stipend	\$ 205.00
2/8/2023	Eric Lara	Safety Boot Stipend	\$ 205.00
2/8/2023	Ron Quinine	Safety Boot Stipend	\$ 205.00
2/8/2023	Edgar Ramos	Safety Boot Stipend	\$ 205.00
2/8/2023	Jordan Switzer	Safety Boot Stipend	\$ 205.00
2/9/2023	Eduardo Lopez	Safety Boot Stipend	\$ 205.00
2/9/2023	Gerry Herrera	Safety Boot Stipend	\$ 205.00
2/9/2023	Vincent Godinez	Safety Boot Stipend	\$ 205.00
2/9/2023	Luis Mejia	Safety Boot Stipend	\$ 205.00
2/9/2023	Brian Taylor	Safety Boot Stipend	\$ 205.00
2/9/2023	David Pope	Safety Boot Stipend	\$ 205.00
2/9/2023	Jesus Garcia	Safety Boot Stipend	\$ 205.00
2/9/2023	Mario Mariscal	Safety Boot Stipend	\$ 205.00
2/9/2023	Jose Ruiz	Safety Boot Stipend	\$ 205.00
2/9/2023	Lindsay Cao	Safety Boot Stipend	\$ 205.00
2/9/2023	Virgil Clary	Safety Boot Stipend	\$ 205.00
2/9/2023	Todd Evans	Safety Boot Stipend	\$ 205.00
2/9/2023	Gustavo Muro	Safety Boot Stipend	\$ 205.00
2/9/2023	Mike Robles	Safety Boot Stipend	\$ 205.00
2/9/2023	Alvin Domingo	Safety Boot Stipend	\$ 205.00
2/9/2023	Kenneth Grinnell	Safety Boot Stipend	\$ 205.00
2/9/2023	Ian McMahon	Safety Boot Stipend	\$ 205.00
2/9/2023	Eric Lane	Safety Boot Stipend	\$ 205.00
2/9/2023	Scot Byron	Safety Boot Stipend	\$ 205.00
2/9/2023	Willis Hand	Safety Boot Stipend	\$ 205.00
2/9/2023	Scott MacDonald	Safety Boot Stipend	\$ 205.00
2/9/2023	William Reeder	Safety Boot Stipend	\$ 205.00
2/9/2023	Luke Soholt	Safety Boot Stipend	\$ 205.00
2/9/2023	Curtis Bowles	Safety Boot Stipend	\$ 205.00
2/9/2023	Joel Cox	Safety Boot Stipend	\$ 205.00
2/9/2023	Mitchell Abel	Safety Boot Stipend	\$ 205.00

Casitas Municipal Water District
Reimbursement Disclosure Report (1)
Fiscal Year 2022/23
July 1, 2022-June 30, 2023

2/9/2023	Kyler Heath	Safety Boot Stipend	\$ 205.00
2/9/2023	Stephen Sulkowski	Safety Boot Stipend	\$ 205.00
2/9/2023	Tim Lawson	Safety Boot Stipend	\$ 205.00
2/9/2023	Curtis Orozco	Safety Boot Stipend	\$ 205.00
2/9/2023	Ivan Lopez	Safety Boot Stipend	\$ 205.00
2/9/2023	Tim Lawson	Breakfast - host Meeting	\$ 113.68
2/22/2023	Eric Lara	Course Distribution Exam Preparation Grade 3	\$ 249.99
2/22/2023	Scott Lewis	Hotel 01/04/23-01/10/23	\$ 603.54
2/22/2023	Scott Lewis	Hotel 01/10/23-01/14/23	\$ 394.80
2/22/2023	Scott Lewis	Hotel 01/14/23-01/18/23	\$ 394.56
2/22/2023	Scott Lewis	Airoport Parking	\$ 225.00
2/22/2023	Scott Lewis	Airfare to CMWD	\$ 688.18
2/22/2023	Scott Lewis	Fall Term Tuition	\$ 2,222.26
3/1/2023	Eric Lara	Course Distribution Exam Preparation Grade 3	\$ 125.01

1) Reimbursement Disclosure Report prepared pursuant to California Government Code 53065.5

CASITAS MUNICIPAL WATER DISTRICT
General Fund Check Authorization
Checks Dated 03/16/23 - 04/05/23
Presented to the Board of Directors For Approval April 12, 2023

Check	Payee		Description	Amount
001190	Payables Fund Account	# 9759651478	Accounts Payable Batch 032223	\$ 491,189.36
001191	Payables Fund Account	# 9759651478	Accounts Payable Batch 032923	\$ 516,330.21
001192	Payables Fund Account	# 9759651478	Accounts Payable Batch 040523	\$ 555,335.62
				<u>\$ 1,562,855.19</u>
001193	Payroll Found Account	# 9469730919	Estimated Payroll 04/20/23	\$ 240,000.00
			Total	<u>\$ 1,802,855.19</u>

Publication of check register is in compliance with Section 53065.6 of the Government Code which requires the District to disclose reimbursements to employees and/or directors.

The above numbered checks, 001190-001193 have been duly audited is hereby certified as correct.

Janyne Brown, Chief Financial Officer

A/P Fund

Publication of check register is in compliance with Section 53065.6 of the Government Code which requires the District to disclose reimbursements to employees and/or directors.

001190 A/P Checks: 049350-049401
A/P Draft 000542-000547
Voids:

001191 A/P Checks: 049402-049463
A/P Draft 000548-000552
Voids:

001192 A/P Checks: 049464-049542
A/P Draft 000554-000558
Voids:
049501 - J.W. Enterprises - Continuation of detail of check #049500
049507 - Meiners Oaks Ace Hardware - Continuation of detail of check #049506

Janyne Brown , Chief Financial Officer

CERTIFICATION

Payroll disbursements for the pay period ending 03/18/23
Pay Date 03/23/23
have been duly audited and are
hereby certified as correct.

Signed: Jayne Brown
Jayne Brown

CERTIFICATION

Payroll disbursements for the pay period ending 04/01/23
Pay Date 04/06/23
have been duly audited and are
hereby certified as correct.

Signed: Jayne Brown

Jayne Brown

VENDOR SET: 01 Casitas Municipal Water D

BANK: * ALL BANKS

DATE RANGE: 3/16/2023 THRU 4/05/2023

VENDOR I.D.	NAME	STATUS	CHECK DATE	INVOICE AMOUNT	DISCOUNT	CHECK NO	CHECK STATUS	CHECK AMOUNT
C-CHECK	VOID CHECK	V	4/05/2023			049501		
C-CHECK	VOID CHECK	V	4/05/2023			049507		

* * T O T A L S * *	NO	INVOICE AMOUNT	DISCOUNTS	CHECK AMOUNT
REGULAR CHECKS:	0	0.00	0.00	0.00
HAND CHECKS:	0	0.00	0.00	0.00
DRAFTS:	0	0.00	0.00	0.00
EFT:	0	0.00	0.00	0.00
NON CHECKS:	0	0.00	0.00	0.00
VOID CHECKS:	2			
VOID DEBITS		0.00		
VOID CREDITS		0.00	0.00	

TOTAL ERRORS: 0

VENDOR SET: 01 BANK:	TOTALS:	NO	INVOICE AMOUNT	DISCOUNTS	CHECK AMOUNT
		2	0.00	0.00	0.00
BANK:	TOTALS:	2	0.00	0.00	0.00

VENDOR I.D.	NAME	STATUS	CHECK DATE	INVOICE AMOUNT	DISCOUNT	CHECK NO	CHECK STATUS	CHECK AMOUNT
01483	CORVEL CORPORATION							
I-032123-CMWD	Corvel Claims - 03/14-03/20/23	D	3/22/2023	295.66		000542		295.66
00128	INTERNAL REVENUE SERVICE							
I-T1 202303202188	Federal Withholding	D	3/22/2023	58,360.86		000543		
I-T3 202303202188	SS Withholding	D	3/22/2023	52,919.06		000543		
I-T4 202303202188	Medicare Withholding	D	3/22/2023	12,376.30		000543		123,656.22
00187	CALPERS							
I-PBB202303202188	PERS BUY BACK	D	3/22/2023	130.46		000544		
I-PBP202303202188	PERS BUY BACK	D	3/22/2023	161.96		000544		
I-PEB202303202188	PEPRA EMPLOYEES PORTION	D	3/22/2023	12,899.06		000544		
I-PEM202303202188	PERS EMPLOYEE PORTION MGMT	D	3/22/2023	1,882.42		000544		
I-PER202303202188	PERS EMPLOYEE PORTION	D	3/22/2023	7,636.05		000544		
I-PRB202303202188	PEBRA EMPLOYER PORTION	D	3/22/2023	14,274.92		000544		
I-PRR202303202188	PERS EMPLOYER PORTION	D	3/22/2023	12,557.00		000544		49,541.87
00180	S.E.I.U. - LOCAL 721							
I-COP202303202188	SEIU 721 COPE	D	3/22/2023	2.50		000545		
I-UND202303202188	UNION DUES	D	3/22/2023	889.25		000545		891.75
00049	STATE OF CALIFORNIA							
I-T2 202303202188	STATE WITHHOLDING (CA)	D	3/22/2023	22,511.80		000546		22,511.80
05790	STATE OF OREGON							
I-OST202303202188	OR STATE TRANSIT TAX	D	3/22/2023	5.91		000547		
I-T2 202303202188	STATE WITHHOLDING (OR)	D	3/22/2023	433.32		000547		439.23
00004	ACWA JOINT POWERS INSURANCE AU							
C-06-14745a	Error - Invoice 0614745	D	3/29/2023	60.00CR		000548		
I-06-14745	WaterWise Breakfast - BOARD/MG	D	3/29/2023	60.00		000548		
01483	CORVEL CORPORATION							
I-032823-CMWD	Corvel Claims - 03/21-03/29/23	D	3/29/2023	158.90		000549		158.90
05939	Health Equity							
I-INV4958871	FSA Monthly Admin Fee	D	3/29/2023	175.00		000550		175.00
05973	Mechanics Bank Credit Card							
C-032423a2	Accrue Use Tax	D	3/29/2023	9.99CR		000551		
C-032423b2	Accrue use Tax	D	3/29/2023	25.47CR		000551		
C-032423c2	Accrue Use Tax	D	3/29/2023	31.97CR		000551		
D-032423a1	Accrue Use Tax	D	3/29/2023	9.99		000551		
D-032423b1	Accrue Use Tax	D	3/29/2023	25.47		000551		
D-032423c1	Accrue Use Tax	D	3/29/2023	31.97		000551		
I-032423a	PLC Education Manuals - EM	D	3/29/2023	160.38		000551		
I-032423b	Drip Le Heater - TP	D	3/29/2023	351.33		000551		
I-032423c	Neoprene-60 Durometer - 1/4"	D	3/29/2023	441.00		000551		

VENDOR I.D.	NAME	STATUS	CHECK DATE	INVOICE AMOUNT	DISCOUNT	CHECK NO	CHECK STATUS	CHECK AMOUNT
I-032423d	Waterwise Training - UT	D	3/29/2023	900.00		000551		
I-032423e	Waterwise Training - PL	D	3/29/2023	450.00		000551		
I-032423f	AWWA Conference - PL	D	3/29/2023	644.00		000551		
I-032423g	Jotforms - SAFE	D	3/29/2023	49.00		000551		
I-032423i	Drinks for Crew - Robles	D	3/29/2023	48.51		000551		
I-032423j	Lunch for Crew - Robles	D	3/29/2023	24.99		000551		
I-032423k	Lunch for Crew - Robles	D	3/29/2023	146.15		000551		
I-032423l	Melas for Crew - Robles	D	3/29/2023	26.81		000551		
I-032423m	Microsoft Licenses - IT	D	3/29/2023	646.15		000551		
I-032423n	Printer Supplies - MGMT	D	3/29/2023	117.97		000551		4,006.29
05986	Splashtacular							
I-34022#6	Water Park Structure - WP	D	3/29/2023	14,306.00		000552		14,306.00
00128	INTERNAL REVENUE SERVICE							
I-T1 202304032195	Federal Withholding	D	4/05/2023	48,030.37		000554		
I-T3 202304032195	SS Withholding	D	4/05/2023	48,780.92		000554		
I-T4 202304032195	Medicare Withholding	D	4/05/2023	11,408.40		000554		108,219.69
00187	CALPERS							
I-PBB202304032195	PERS BUY BACK	D	4/05/2023	130.46		000555		
I-PBP202304032195	PERS BUY BACK	D	4/05/2023	161.96		000555		
I-PEB202304032195	PEBRA EMPLOYEES PORTION	D	4/05/2023	13,060.52		000555		
I-PEM202304032195	PERS EMPLOYEE PORTION MGMT	D	4/05/2023	1,941.92		000555		
I-PER202304032195	PERS EMPLOYEE PORTION	D	4/05/2023	7,427.87		000555		
I-PRB202304032195	PEBRA EMPLOYER PORTION	D	4/05/2023	14,453.61		000555		
I-PRR202304032195	PERS EMPLOYER PORTION	D	4/05/2023	12,357.71		000555		49,534.05
00180	S.E.I.U. - LOCAL 721							
I-COP202304032195	SEIU 721 COPE	D	4/05/2023	2.50		000556		
I-UND202304032195	UNION DUES	D	4/05/2023	872.50		000556		875.00
00049	STATE OF CALIFORNIA							
I-T2 202304032195	STATE WITHHOLDING (CA)	D	4/05/2023	18,580.58		000557		18,580.58
05790	STATE OF OREGON							
I-OST202304032195	OR STATE TRANSIT TAX	D	4/05/2023	6.81		000558		
I-T2 202304032195	STATE WITHHOLDING (OR)	D	4/05/2023	511.89		000558		518.70
00004	ACWA JOINT POWERS INSURANCE AU							
I-0698807	Health Insurance 04/23	R	3/22/2023	150,573.46		049350		150,573.46
01325	Aflac Worldwide Headquarters							
I-031033	Supplemental Insurance 03/23	R	3/22/2023	3,278.20		049351		3,278.20

VENDOR I.D.	NAME	STATUS	CHECK DATE	INVOICE AMOUNT	DISCOUNT	CHECK NO	CHECK STATUS	CHECK AMOUNT
00012	ALL-PHASE ELECTRIC SUPPLY CO.							
I-5665-1033358	Rigid Conduit 1/2" - EM	R	3/22/2023	150.18		049352		
I-5665-1034161	Enclosure, Robles Siphone - EM	R	3/22/2023	1,120.76		049352		1,270.94
03044	Amazon Capital Services							
I-14CR-3DMM-CL4D	Air Filter Set - EM	R	3/22/2023	96.50		049353		
I-1CVW-7LT6-CY14	Office Supplies - PR	R	3/22/2023	26.61		049353		
I-1HQV-6766-FFC1	Toner Cartridges - ADM	R	3/22/2023	387.74		049353		
I-1KHY-D37Q-HPDY	Battery for Siphon Radio - EM	R	3/22/2023	370.00		049353		
I-1YGW-94DM-D67Q	Electric Stakpler - ADM	R	3/22/2023	39.19		049353		920.04
00014	AQUA-FLO SUPPLY							
I-SI2073545	Ball Valve - TP	R	3/22/2023	9.76		049354		9.76
03429	AT&T							
I-4237617703	Acct#8310011246015	R	3/22/2023	2,210.40		049355		2,210.40
03429	AT&T							
I-5800247703	Act#8310009376326	R	3/22/2023	1,287.10		049356		1,287.10
03429	AT&T							
I-7669917709	Acct#8310009376372	R	3/22/2023	1,287.10		049357		1,287.10
00943	ATLAS LICENSE CO & DATA SERVIC							
I-022823	Renewal FCC License WPYG638	R	3/22/2023	175.00		049358		175.00
00030	B&R TOOL AND SUPPLY CO							
I-1900984771	Cobalt Drill Bit Set - EM	R	3/22/2023	189.41		049359		
I-1900984987	Drive Torque Wrenche - PL	R	3/22/2023	258.60		049359		448.01
03702	Cannon Corporation							
I-83899	Camp Chaffee Design - ENG	R	3/22/2023	2,752.35		049360		
I-83909	Ave 2 PP Upgrades - ENG	R	3/22/2023	180.00		049360		2,932.35
05995	Canon Financial Services							
I-30182945	Copier Usage - DO	R	3/22/2023	233.11		049361		233.11
00055	CASITAS BOAT RENTALS							
I-001645	Pontoon Rental - LAB	R	3/22/2023	500.00		049362		500.00
00511	Centers for Family Health							
I-106730	Drug Screening - PL/LCRA/FISH	R	3/22/2023	290.00		049363		
I-111060	Drug Screening - LCRA/MAINT	R	3/22/2023	290.00		049363		
I-111560	Drug Screening - EM/FISH/LCRA	R	3/22/2023	290.00		049363		870.00

VENDOR SET: 01 Casitas Municipal Water D
 BANK: AP ACCOUNTS PAYABLE
 DATE RANGE: 3/16/2023 THRU 4/05/2023

VENDOR I.D.	NAME	STATUS	CHECK DATE	INVOICE AMOUNT	DISCOUNT	CHECK NO	CHECK STATUS	CHECK AMOUNT
05809	Clean Earth Enviromental Solut Disposal of Hazardous Waste	R	3/22/2023	167.00		049364		167.00
00061	COMPUWAVE Mcafee Mvison Std - IT	R	3/22/2023	1,380.00		049365		1,380.00
00616	DICK CORE MARINE Arima Diagnostic - Unit 138	R	3/22/2023	300.00		049366		300.00
03497	Douglas Truck Bodies Inc. New PTO System 2022 Ford	R	3/22/2023	39,179.00		049367		39,179.00
00086	E.J. Harrison & Sons Inc Acct#102258843	R	3/22/2023	307.85		049368		307.85
00086	E.J. Harrison & Sons Inc Acct#1C00053370	R	3/22/2023	299.62		049369		299.62
00086	E.J. Harrison & Sons Inc Acct#1C00054240	R	3/22/2023	468.53		049370		468.53
00095	FAMCON PIPE & SUPPLY 8" FLG OSY Valve - EM	R	3/22/2023	959.89		049371		959.89
00099	FGL ENVIRONMENTAL Lab Water Quality 02/28/23	R	3/22/2023	62.00		049372		
	I-302901A Nitrate Monitoring 02/28/23	R	3/22/2023	64.00		049372		
	I-303326A Nitrate Monitoring - 03/07/23	R	3/22/2023	85.00		049372		211.00
00103	FRANK'S ROOTER & PUMPING Septic Tank Pump Out - TP	R	3/22/2023	619.50		049373		619.50
00115	GRAINGER, INC Lockout Padlock - TP	R	3/22/2023	109.89		049374		109.89
04022	Hamner, Jewell & Associates Ventura-SB Row Srvs - ENG	R	3/22/2023	771.25		049375		771.25
05849	Hill Brothers Chemical Co INV 07156821	R	3/22/2023	1,513.35CR		049376		
	I-07156821 CR 07159791	R	3/22/2023	1,513.35		049376		
	I-07162075 Liquid Ammonia Sulfate - TP	R	3/22/2023	2,242.00		049376		2,242.00

VENDOR I.D.	NAME	STATUS	CHECK DATE	INVOICE AMOUNT	DISCOUNT	CHECK NO	CHECK STATUS	CHECK AMOUNT
00596	HOME DEPOT							
I-8803672	4 Ft Wraparound Lights - MAINT	R	3/22/2023	193.03		049377		193.03
06057	Inductive Automation							
I-1267130	Ignition Software Alarms - EM	R	3/22/2023	5,755.00		049378		5,755.00
00127	INDUSTRIAL BOLT & SUPPLY							
I-240960-1	Hex Cap - EM	R	3/22/2023	6.90		049379		6.90
00329	MCMMASTER-CARR SUPPLY CO.							
I-94110830	Fittings - EM	R	3/22/2023	47.82		049380		47.82
00151	MEINERS OAKS ACE HARDWARE							
C-H73620	CM H73620	R	3/22/2023	53.06CR		049381		
I-036268	Septic Supplies - TP	R	3/22/2023	50.61		049381		
I-036458	Cord Ext & Pro Extpole - FISH	R	3/22/2023	82.20		049381		
I-036938	Cut-off Wheel, Bolts & Screws	R	3/22/2023	17.37		049381		97.12
03444	Mission Linen Supply							
I-518914549	Uniform Pants - PL	R	3/22/2023	35.07		049382		
I-518914550	Uniform Pants - MAINT	R	3/22/2023	27.38		049382		
I-518914553	Uniform Pants - TP	R	3/22/2023	56.83		049382		119.28
05977	ODP Business Solutions, LLC							
I-300955849001	Batteries & Paper - ADM	R	3/22/2023	638.38		049383		638.38
01570	Ojai Auto Supply							
I-564219	40 Plastic Creeper & Blade -PL	R	3/22/2023	78.11		049384		78.11
00168	OJAI VALLEY NEWS							
I-4648	Legal Notice - MGMT	R	3/22/2023	49.50		049385		49.50
00188	PETTY CASH							
I-031523	Replenish Safe - LCRA	R	3/22/2023	1,000.00		049386		
I-031723	Increase Petty Cash - LCRA	R	3/22/2023	1,800.00		049386		2,800.00
00790	PROFORMA							
I-BI85009257A	Hats & Jacket - PR	R	3/22/2023	242.51		049387		242.51
00306	Rincon Consultants, Inc.							
I-46062	Emergency Permit & Monitoring	R	3/22/2023	11,853.50		049388		
I-46479	Env Support Robles Screenbay	R	3/22/2023	12,119.14		049388		
I-46482	Ojai Ave Pipe Environ Support	R	3/22/2023	4,800.85		049388		
I-46577	Robles Emergency Permits	R	3/22/2023	14,529.14		049388		43,302.63

VENDOR SET: 01 Casitas Municipal Water D
 BANK: AP ACCOUNTS PAYABLE
 DATE RANGE: 3/16/2023 THRU 4/05/2023

VENDOR I.D.	NAME	STATUS	CHECK DATE	INVOICE AMOUNT	DISCOUNT	CHECK NO	CHECK STATUS	CHECK AMOUNT
01107	SAWYER PETROLEUM							
I-S146545	Diesel - January Storm 2023	R	3/22/2023	1,841.20		049389		1,841.20
02756	SC Fuels							
I-2344883-IN	Gas & Diesel - DO	R	3/22/2023	7,360.10		049390		7,360.10
01147	SUPERIOR GATE SYSTEMS							
I-4884	Door King Number Pad - TP	R	3/22/2023	175.00		049391		175.00
00498	BRIAN TAYLOR							
I-032123	Reimburse Expenses 03/23	R	3/22/2023	181.79		049392		181.79
00825	USA BLUEBOOK							
I-289186	Hach Total Chlorine - UT	R	3/22/2023	178.83		049393		
I-290706	Hach Free Total - UT	R	3/22/2023	1,679.54		049393		1,858.37
00251	VENTURA COUNTY STAR							
I-0005310254	Public Notice - PR	R	3/22/2023	215.18		049394		215.18
00258	VENTURA STEEL, INC							
I-282210	Parts for Siphon Radio Site	R	3/22/2023	349.64		049395		349.64
00330	WHITE CAP CONSTRUCTION SUPPLY							
I-50021320944	Sand Bag - MAINT	R	3/22/2023	376.05		049396		376.05
00188	PETTY CASH							
I-032223	Replenish Petty Cash - DO	R	3/22/2023	587.16		049397		587.16
06056	Ameriflex							
I-FSA202303202188	FSA Deduction	R	3/22/2023	1,199.98		049398		1,199.98
00102	FRANCHISE TAX BOARD							
I-G03202303202188	Payroll Deduction	R	3/22/2023	815.40		049399		815.40
00124	ICMA RETIREMENT TRUST - 457							
I-DCI202303202188	DEFERRED COMP FLAT	R	3/22/2023	2,165.83		049400		
I-DI%202303202188	DEFERRED COMP PERCENT	R	3/22/2023	127.29		049400		2,293.12
00985	NATIONWIDE RETIREMENT SOLUTION							
I-CUN202303202188	457 CATCH UP	R	3/22/2023	1,184.90		049401		
I-DCN202303202188	DEFERRED COMP FLAT	R	3/22/2023	8,442.91		049401		
I-DN%202303202188	DEFERRED COMP PERCENT	R	3/22/2023	630.75		049401		10,258.56

VENDOR I.D.	NAME	STATUS	CHECK DATE	INVOICE AMOUNT	DISCOUNT	CHECK NO	CHECK STATUS	CHECK AMOUNT
00010	AIRGAS USA LLC							
I-9136142199	Welding Supllies - UT	R	3/29/2023	238.14		049402		238.14
03044	Amazon Capital Services							
I-16R1-CVF9-PFQY	Batteries - ADMIN	R	3/29/2023	34.36		049403		
I-1D96-6DPV-1TXR	Office Supplies - O&M	R	3/29/2023	760.77		049403		
I-1GMJ-JRC4-119D	Filter Replacement - WP	R	3/29/2023	32.16		049403		
I-1GNV-41Y4-LTYH	A-Frame Trailer Jack - UT	R	3/29/2023	132.38		049403		
I-1JY1-DKPM-1LFF	Supplies for kitchen - MGMT	R	3/29/2023	69.32		049403		
I-1Q1M-G773-QLXL	Ergonomic Mouse - O&M	R	3/29/2023	128.70		049403		
I-1VCR-KFPG-9934	Flex Tape - GARAGE	R	3/29/2023	56.82		049403		
I-1XFX-HRQ7-7RFL	Hydraulic Cement - TP	R	3/29/2023	449.37		049403		1,663.88
00836	AMERICAN RED CROSS							
I-22546574	Lifeguarding Training - WP	R	3/29/2023	480.70		049404		480.70
00014	AQUA-FLO SUPPLY							
I-SI2073791	4" Strong Back Plastic - LCRA	R	3/29/2023	133.54		049405		
I-SI2074264	4" 90 Ell - LCRA	R	3/29/2023	47.16		049405		
I-SI2074863	4" DWV 90 Ell - LCRA	R	3/29/2023	119.32		049405		
I-SI2076078	4" Calder Coupling - LCRA	R	3/29/2023	66.77		049405		366.79
01666	AT & T							
I-000019723932	Acct#9391062398	R	3/29/2023	368.50		049406		368.50
00021	AWA OF VENTURA COUNTY							
I-06-14745	Waterwise Breakfast - BOARD/MG	R	3/29/2023	60.00		049407		60.00
00030	B&R TOOL AND SUPPLY CO							
I-1900985269	3/4" Torque Wrench - PL	R	3/29/2023	710.07		049408		
I-1900985270	Hydraulic Fluids - PL	R	3/29/2023	232.74		049408		942.81
05797	Baron Industries							
I-01 687089	Lights - Unit 56	R	3/29/2023	565.98		049409		565.98
04111	Roadpost, Inc.							
I-BU01549634	Sat Phone Service - TP	R	3/29/2023	66.95		049410		66.95
03702	Cannon Corporation							
I-83917	WP Electrical & Communication	R	3/29/2023	3,630.29		049411		3,630.29
00511	Centers for Family Health							
I-106260	Drug Screening - LCRA/TP/MAINT	R	3/29/2023	310.00		049412		310.00

VENDOR I.D.	NAME	STATUS	CHECK DATE	INVOICE AMOUNT	DISCOUNT	CHECK NO	CHECK STATUS	CHECK AMOUNT
00117	CERTEX USA, INC 300ft 3/8" Rope - PL	R	3/29/2023	262.76		049413		262.76
05964	Charter Communications Holding Acct#8448200220232531	R	3/29/2023	685.00		049414		685.00
00058	COAST TO COAST 4" ABS Elbow - LCRA	R	3/29/2023	33.44		049415		33.44
01843	COASTAL COPY Copier Usage - WH	R	3/29/2023	156.85		049416		156.85
00059	COASTAL PIPCO Socket 45 Ell & Flange - WP	R	3/29/2023	844.79		049417		844.79
00062	CONSOLIDATED ELECTRICAL 2" Alum Conduit & Elong Holes	R	3/29/2023	980.87		049418		980.87
00296	CUMMINS SALES & SERVICE Generator PM Service TP	R	3/29/2023	1,770.67		049419		1,770.67
00079	DANIELS TIRE SERVICE Tires - Unit 109	R	3/29/2023	333.52		049420		333.52
02480	David Taussig & Associates, In D22-00115 CFD Tax Admin	R	3/29/2023	1,854.00		049421		
	I-2302145 Ojai Annexation 1071 Rancho Dr	R	3/29/2023	651.48		049421		2,505.48
10106	DeZURIK/Apco Dezurik Handwheel Actuator	R	3/29/2023	1,013.51		049422		
	I-RPI/69004640 Shipping - TP	R	3/29/2023	212.28		049422		1,225.79
00616	DICK CORE MARINE Labor - Barbe Motor Control	R	3/29/2023	312.50		049423		
	I-020323 Barbe Motor Control Box	R	3/29/2023	400.00		049423		712.50
00086	E.J. Harrison & Sons Inc Acct#1C00054230	R	3/29/2023	2,542.81		049424		2,542.81
00415	F.H. PUMPS INC. Circulation Pump Rebuild	R	3/29/2023	4,562.76		049425		4,562.76
00095	FAMCON PIPE & SUPPLY 12" Culvert Pipe, Backcontry	R	3/29/2023	68,025.90		049426		
	I-S100098374.001 Drain Down Coupling - TP	R	3/29/2023	471.04		049426		
	I-S100098377.001 Muller Gate Valve - PL	R	3/29/2023	2,817.46		049426		
	I-S100098458.001 Water Park Pump Room Items	R	3/29/2023	5,388.52		049426		
	I-S100098549.001 8" PVC SCH80 90 Ell & Pipe -WP	R	3/29/2023	3,777.54		049426		80,480.46

VENDOR SET: 01 Casitas Municipal Water D
 BANK: AP ACCOUNTS PAYABLE
 DATE RANGE: 3/16/2023 THRU 4/05/2023

VENDOR I.D.	NAME	STATUS	CHECK DATE	INVOICE AMOUNT	DISCOUNT	CHECK NO	CHECK STATUS	CHECK AMOUNT
00714	FAST SIGNS							
I-264-63245	Signs - GARAGE	R	3/29/2023	975.57		049427		975.57
00099	FGL ENVIRONMENTAL							
I-302228A	OWS- SACS 02/14/23	R	3/29/2023	963.00		049428		
I-303327A	Plant Effluent DBP 03/02/23	R	3/29/2023	333.00		049428		
I-303328A	OWS-San Antonio TP-MN 03/03/23	R	3/29/2023	21.00		049428		
I-303330A	OWS-San Antonio TP - MN 03/03/	R	3/29/2023	39.00		049428		
I-303331A	Plant Effluent DBP 03/06/23	R	3/29/2023	333.00		049428		
I-303774A	Lab Water Quality 03/08/23	R	3/29/2023	62.00		049428		1,751.00
00104	FRED'S TIRE MAN							
I-146136	Tires for Trailer - unit 282	R	3/29/2023	343.69		049429		343.69
00115	GRAINGER, INC							
I-9650846794	Stainless Steel U-Bolts - TP	R	3/29/2023	164.65		049430		164.65
00596	HOME DEPOT							
I-363613	Supplies for Intake Inspection	R	3/29/2023	391.25		049431		
I-7613170	4" ABS Double Sani Tee - LCRA	R	3/29/2023	123.23		049431		514.48
00894	HOSE-MAN, INC.							
I-5301951-0001-05	Hose Repair - MAINT	R	3/29/2023	21.02		049432		21.02
01634	INTERSTATE BATTERIES							
C-55643404	Core Deposit Refund - TP	R	3/29/2023	140.00CR		049433		
I-55643403	Batteries for Generator - TP	R	3/29/2023	575.90		049433		435.90
02344	Janitek Cleaning Solutions							
I-49028A	Floor Care Service	R	3/29/2023	375.00		049434		375.00
03460	Joe Martinez III							
I-032723	Reimburse Expenses 03-23	R	3/29/2023	914.96		049435		914.96
00667	Kennedy/Jenks Consultants, Inc							
I-162157	Grant Support - ENG	R	3/29/2023	1,250.00		049436		1,250.00
01270	SCOTT LEWIS							
I-Feb 23	Reimburse Expenses 02/23	R	3/29/2023	3,704.83		049437		3,704.83
00329	MCMMASTER-CARR SUPPLY CO.							
I-94765817	Valve & Nipples - EM	R	3/29/2023	587.27		049438		587.27

VENDOR SET: 01 Casitas Municipal Water D

BANK: AP ACCOUNTS PAYABLE

DATE RANGE: 3/16/2023 THRU 4/05/2023

VENDOR I.D.	NAME	STATUS	CHECK DATE	INVOICE AMOUNT	DISCOUNT	CHECK NO	CHECK STATUS	CHECK AMOUNT
00151	MEINERS OAKS ACE HARDWARE							
I-036313	Bits & Pencil - LCRA	R	3/29/2023	19.87		049439		
I-036448	Elbow & Couple - LCRA	R	3/29/2023	135.60		049439		
I-036451	Biscuit Joiner & Glue - LCRA	R	3/29/2023	16.76		049439		
I-036520	Spraypaint - LCRA	R	3/29/2023	50.24		049439		
I-036683	Bolts & Screws - LCRA	R	3/29/2023	11.71		049439		
I-036825	Bolts & Screws - WP	R	3/29/2023	10.55		049439		
I-036870	Handle Replacement - MAINT	R	3/29/2023	16.58		049439		
I-036880	Bolts & Fittings - WP	R	3/29/2023	106.12		049439		
I-036907	Flat Washer, Bolts & Screws	R	3/29/2023	92.52		049439		
I-036931	Fillr Water Putty - LCRA	R	3/29/2023	3.89		049439		
I-037027	Flex Seal - LCRA	R	3/29/2023	65.29		049439		
I-037339	Broom - FISH	R	3/29/2023	14.63		049439		543.76
03444	Mission Linen Supply							
I-518956359	Uniform Pants - PL	R	3/29/2023	35.07		049440		
I-518956360	Uniform Pants - MAINT	R	3/29/2023	27.38		049440		
I-518956363	Uniform Pants - TP	R	3/29/2023	56.83		049440		
I-518999041	Uniform Pants - PL	R	3/29/2023	35.07		049440		
I-518999042	Uniform Pants - MAINT	R	3/29/2023	27.38		049440		
I-518999045	Uniform Pants - TP	R	3/29/2023	56.83		049440		238.56
05828	Norm Katz, Psy.D.							
I-02-01-2023	PreEmp Psychological Screening	R	3/29/2023	495.00		049441		495.00
03508	NTT Industrial Supply, Inc.							
I-22155	2" Trash Pump Hose - TP	R	3/29/2023	162.75		049442		162.75
05977	ODP Business Solutions, LLC							
I-302585244001	AA Batteries - ADM	R	3/29/2023	110.85		049443		110.85
05953	Ojai Bungalows, LP							
I-032323	Entry Agreement	R	3/29/2023	9,999.00		049444		9,999.00
00165	OJAI LUMBER CO, INC							
I-2303-728205	Replacement Boards #53	R	3/29/2023	166.40		049445		166.40
00161	OJAI VALLEY CHAMBER OF							
I-113667	2023 Membership Dues	R	3/29/2023	760.00		049446		760.00
10072	PERMACOLOR, INC							
I-2303102	10' Strainer & Flange - WP	R	3/29/2023	1,308.00		049447		1,308.00

VENDOR SET: 01 Casitas Municipal Water D
 BANK: AP ACCOUNTS PAYABLE
 DATE RANGE: 3/16/2023 THRU 4/05/2023

VENDOR I.D.	NAME	STATUS	CHECK DATE	INVOICE AMOUNT	DISCOUNT	CHECK NO	CHECK STATUS	CHECK AMOUNT
05713	Pops Auto Repair							
I-0367	Tint Windows & Wire Lights	R	3/29/2023	1,620.00		049448		
I-0371	Power Take Off - Unit 73	R	3/29/2023	3,464.00		049448		5,084.00
00627	PORT SUPPLY							
I-565070	Raingear - PL	R	3/29/2023	228.11		049449		228.11
00788	QUINN COMPANY							
C-CLBY0909058	CR COA119400	R	3/29/2023	850.06CR		049450		
I-24188201	Rent Wheel Loader - FEMA	R	3/29/2023	8,453.30		049450		7,603.24
00306	Rincon Consultants, Inc.							
I-46286	Ven-SB Int - Ph 1 Assessment	R	3/29/2023	4,494.75		049451		4,494.75
01109	SALVADOR LOERA TRANSPORTATION							
I-192644	Fill Sand - WP	R	3/29/2023	638.41		049452		
I-195710	Recycled Base - LCRA	R	3/29/2023	800.10		049452		
I-195717	Fill Sand - LCRA	R	3/29/2023	637.62		049452		
I-195719	Base Stock - PL	R	3/29/2023	766.80		049452		
I-195720	Base Stock - PL	R	3/29/2023	781.41		049452		
I-195722	Base Stock - PL	R	3/29/2023	781.41		049452		4,405.75
02837	Sam Hill & Sons, Inc.							
I-4407	Matilija Conduit Temporary Byp	R	3/29/2023	304,338.09		049453		
I-4409	Work at Camino Cielo - PL	R	3/29/2023	8,916.65		049453		313,254.74
00215	SOUTHERN CALIFORNIA EDISON							
I-032223	Acct#700533992421	R	3/29/2023	17,279.30		049454		
I-032423a	Acct#700625798978	R	3/29/2023	1,853.99		049454		
I-032423b	Acct#700356078152	R	3/29/2023	62.55		049454		
I-032423c	Acct#700237081885	R	3/29/2023	933.28		049454		20,129.12
00216	Southern California Gas Co.							
I-032823a	Acct#00801443003a	R	3/29/2023	1,036.95		049455		
I-032823b	Acct#18231433006	R	3/29/2023	412.87		049455		1,449.82
02703	Sunbelt Rentals							
I-136362601-0002	Rent Light Tower - FEMA	R	3/29/2023	1,166.76		049456		1,166.76
00498	BRIAN TAYLOR							
I-032323	Reimburse Expenses 03/23	R	3/29/2023	371.46		049457		371.46
02113	Ventura County Watershed Prote							
I-032223	Permit #2021004-A	R	3/29/2023	5,000.00		049458		5,000.00

VENDOR SET: 01 Casitas Municipal Water D
 BANK: AP ACCOUNTS PAYABLE
 DATE RANGE: 3/16/2023 THRU 4/05/2023

VENDOR I.D.	NAME	STATUS	CHECK DATE	INVOICE AMOUNT	DISCOUNT	CHECK NO	CHECK STATUS	CHECK AMOUNT
09955	VENTURA WHOLESALE ELECTRIC							
I-299461	Nylon Conn - PL	R	3/29/2023	39.57		049459		39.57
01396	VULCAN CONSTRUCTION MATERIALS							
I-73576454	Cold Mix for Canal - FEMA	R	3/29/2023	487.34		049460		487.34
00663	WAXIE SANITARY SUPPLY							
C-81586994	Clean & Soft Super Max CR	R	3/29/2023	103.67CR		049461		
I-81586330	Janitorial Supplies - LCRA	R	3/29/2023	2,721.06		049461		
I-81586994	Clean & Soft Super Max	R	3/29/2023	103.67		049461		
I-81592682	Janitorial Supplies - LCRA	R	3/29/2023	183.83		049461		2,904.89
00630	WESCO							
I-445399	Asco Coil for EMC - EM	R	3/29/2023	333.84		049462		333.84
00330	WHITE CAP CONSTRUCTION SUPPLY							
I-10017737357	Grade A HDG Threaded Rod - WP	R	3/29/2023	116.20		049463		116.20
00012	ALL-PHASE ELECTRIC SUPPLY CO.							
I-5665-1031210	SPD T1 MA Module - TP	R	4/05/2023	1,644.15		049464		1,644.15
03044	Amazon Capital Services							
I-11TF-KGPW-36Y9	Underwater Fishing Camera - FI	R	4/05/2023	416.99		049465		
I-1CCY-6H37-D3JV	Rigid Strut Clamp - WP	R	4/05/2023	71.05		049465		
I-1VMP-7LRV-JC6N	Shaped Connector Bracket - WP	R	4/05/2023	147.08		049465		
I-1XML-NC7P-4QH4	Battery Charger - IT	R	4/05/2023	19.29		049465		654.41
01722	AMERICAN CASTING & MFG CORP							
I-356970	Tamper Proof Tags - LCRA	R	4/05/2023	2,261.38		049466		2,261.38
00022	AMERICAN WATER WORKS ASSOC.							
I-INV54269	Communications Webinar - PR	R	4/05/2023	75.00		049467		
I-INV54270	Communication Webinar - PR	R	4/05/2023	75.00		049467		
I-INV54271	Communications Webinar - PR	R	4/05/2023	75.00		049467		
I-INV55681	Communications Webinar - PR	R	4/05/2023	75.00		049467		300.00
06060	Ameriflex							
I-INV611470	FSA Admin Fee	R	4/05/2023	96.00		049468		96.00
01703	ARNOLD LAROCHELLE MATTHEWS							
I-7473	Metter #5088-001	R	4/05/2023	6,944.00		049469		6,944.00
02179	Art Street Interactive							
I-2616	Reservation Sys. Hosting/Maint	R	4/05/2023	549.70		049470		549.70

VENDOR I.D.	NAME	STATUS	CHECK DATE	INVOICE AMOUNT	DISCOUNT	CHECK NO	CHECK STATUS	CHECK AMOUNT
01666	AT & T Acct#9391064013	R	4/05/2023	27.11		049471		27.11
04254	Automation Services, LLC Robles Radio Network - ENG	R	4/05/2023	8,669.59		049472		
	I-23-024 Equipment for Waterpark Struct	R	4/05/2023	3,035.07		049472		11,704.66
00030	B&R TOOL AND SUPPLY CO Sensor Body & Electrode/Ground	R	4/05/2023	1,550.15		049473		
	I-1900985104 Socket Impact - LCRA	R	4/05/2023	28.82		049473		
	I-1900985319 Parker-Chelsea Hydraulic Valve	R	4/05/2023	202.70		049473		1,781.67
00679	BAKERSFIELD PIPE & SUPPLY INC Gasket & Tone Flange - WP	R	4/05/2023	842.02		049474		842.02
05794	BMC West, LLC Douglas Fir Wood - ENG	R	4/05/2023	3,358.42		049475		3,358.42
06074	Brian Roth Consulting Consulting Service - SAFE	R	4/05/2023	225.00		049476		225.00
09983	California Water Efficiency Pa Peer to Peer Virtual Conferenc	R	4/05/2023	200.00		049477		200.00
00117	CERTEX USA, INC Silver-Streak Med - PL	R	4/05/2023	25.61		049478		25.61
01843	COASTAL COPY Copier Usage - LCRA	R	4/05/2023	161.52		049479		161.52
00059	COASTAL PIPCO Belled end Pipe - WP	R	4/05/2023	779.05		049480		
	I-S2212602.001 Van Stone Flange - WP	R	4/05/2023	219.59		049480		
	I-S2212776.002 Socket Ell - WP	R	4/05/2023	205.95		049480		1,204.59
02722	D&H Water Systems Vac Reg Kit with Prv - TP	R	4/05/2023	3,499.18		049481		3,499.18
01764	DataProse, LLC UB Mailing 03/23	R	4/05/2023	6,563.66		049482		6,563.66
00740	DELL MARKETING L.P. Laptop Bag - IT	R	4/05/2023	48.25		049483		
	I-10661491054 Dell Monitor & Computer - IT	R	4/05/2023	3,130.65		049483		
	I-10662748853 Dell Latitude 3520 - SAFE	R	4/05/2023	1,106.74		049483		4,285.64

VENDOR SET: 01 Casitas Municipal Water D
BANK: AP ACCOUNTS PAYABLE
DATE RANGE: 3/16/2023 THRU 4/05/2023

VENDOR I.D.	NAME	STATUS	CHECK DATE	INVOICE AMOUNT	DISCOUNT	CHECK NO	CHECK STATUS	CHECK AMOUNT
00081 I-6814	DELTA LIQUID ENERGY Propane - LCRA	R	4/05/2023	444.94		049484		444.94
03910 I-IN234002281	DoiT International USA, INC Google Apps 03/23	R	4/05/2023	2,554.50		049485		2,554.50
02667 I-47608 I-47662	Digital Telecommunications Cor Remote Support - LCRA Phone Programming - LCRA	R R	4/05/2023 4/05/2023	790.00 925.00		049486 049486		1,715.00
00395 I-6002425102	Endress & Hauser Inc Flood Protect Tube - EM	R	4/05/2023	239.96		049487		239.96
05909 I-32570913	Enterprise Car Rental - FISH	R	4/05/2023	507.74		049488		507.74
00095 I-S100097102.003	FAMCON PIPE & SUPPLY 12" Culvert Pipe - FEMA	R	4/05/2023	29,005.76		049489		29,005.76
00093 I-8-078-39388 I-8-086-27890	FEDERAL EXPRESS Shipping - LAB Shipping - LAB	R R	4/05/2023 4/05/2023	20.38 42.09		049490 049490		62.47
00013 I-0007738	FERGUSON ENTERPRISES INC 2" Victaulic Valve - TP	R	4/05/2023	953.27		049491		953.27
00099 I-301887A I-303773A	FGL ENVIRONMENTAL Lake Nutrient Monitoring020323 Nitrate Monitoring 03/14/23	R R	4/05/2023 4/05/2023	3,917.00 64.00		049492 049492		3,981.00
00101 I-1714080	FISHER SCIENTIFIC MacConkey Agar Plates - LAB	R	4/05/2023	38.71		049493		38.71
01047 I-373590-00	FORESTRY SUPPLIERS, INC. Level Rod - FISH	R	4/05/2023	219.85		049494		219.85
02720 I-10734055	Garda CL West, Inc. Armored Truck Service - DO	R	4/05/2023	150.30		049495		150.30
00115 I-9649702504	GRAINGER, INC Post Bases - WP	R	4/05/2023	94.66		049496		94.66
02217 I-45020A	Greg Rents Rent Long Reach Excavator	R	4/05/2023	16,739.50		049497		16,739.50

VENDOR I.D.	NAME	STATUS	CHECK DATE	INVOICE AMOUNT	DISCOUNT	CHECK NO	CHECK STATUS	CHECK AMOUNT
01186	GERARDO M HERRERA							
I-040323	Reimburse Expenses 03/23	R	4/05/2023	212.25		049498		212.25
00127	INDUSTRIAL BOLT & SUPPLY							
I-241173-1	Hex Cap - TP	R	4/05/2023	74.99		049499		74.99
09910	J.W. ENTERPRISES							
I-362964	CT Pumping - VILLANOVA	R	4/05/2023	78.50		049500		
I-362965	CT Pumping - OVPP	R	4/05/2023	78.50		049500		
I-362966	CT Pumping - 4M PP	R	4/05/2023	78.50		049500		
I-362967	CT Pumping - GRAND AVE.	R	4/05/2023	78.50		049500		
I-362968	CT Pumping - 4M RES	R	4/05/2023	78.50		049500		
I-362969	CT Pumping - SA PLANT	R	4/05/2023	157.00		049500		
I-362970	CT Pumping - UPPER OJAI RES.	R	4/05/2023	78.50		049500		
I-362971	CT Pumping - 3M PUMP	R	4/05/2023	78.50		049500		
I-362972	CT Pumping - SIGNAL RES.	R	4/05/2023	78.50		049500		
I-362973	CT Pumping - FAIRVIEW RES.	R	4/05/2023	78.50		049500		
I-362974	CT Pumping - CASITAS DAM	R	4/05/2023	78.50		049500		
I-362975	CT Pumping - RINCON TANK	R	4/05/2023	78.50		049500		
I-362976	CT Pumping - BATES RES.	R	4/05/2023	78.50		049500		1,099.00
03460	Joe Martinez III							
I-032723a	Reimburse Expesnse 03/23	R	4/05/2023	80.13		049502		80.13
00145	MAGNUM FENCE & SECURITY, INC.							
I-14697	Replave Back Fence OVPP	R	4/05/2023	5,607.00		049503		
I-14698	Repair Fence at Grand Ave PP	R	4/05/2023	2,727.00		049503		8,334.00
05449	Matheson Tri-Gas, Inc.							
I-0027526215	Liquid Oxygen - TP	R	4/05/2023	6,979.39		049504		6,979.39
00329	MCMMASTER-CARR SUPPLY CO.							
I-94846752	Wire Rope & PVC Sheet - FISH	R	4/05/2023	137.23		049505		137.23
00151	MEINERS OAKS ACE HARDWARE							
I-035633	Chain Oil - LCRA	R	4/05/2023	29.61		049506		
I-036633	Flashlights - UT	R	4/05/2023	139.41		049506		
I-037025	Vacuum - PL	R	4/05/2023	191.98		049506		
I-037103	Bolts & Screws - WP	R	4/05/2023	41.87		049506		
I-037133	Trimmer Line - LCRA	R	4/05/2023	55.74		049506		
I-037193	Bolts & Screws - WP	R	4/05/2023	55.54		049506		
I-037232	Sandpaper & Spray Prime - TP	R	4/05/2023	16.17		049506		
I-037242	Drill Bit, Bolts & Screws - WP	R	4/05/2023	77.31		049506		
I-037243	Hinge Gate, Bolts & Screws -PL	R	4/05/2023	25.74		049506		
I-037252	Expoxy Paste & Sealant - TP	R	4/05/2023	70.55		049506		
I-037286	Bolts & Screws - WP	R	4/05/2023	4.25		049506		
I-037292	Bolts & Screws - WP	R	4/05/2023	146.68		049506		
I-037303	Batteries & Gloves - UT	R	4/05/2023	65.94		049506		

VENDOR SET: 01 Casitas Municipal Water D

BANK: AP ACCOUNTS PAYABLE

DATE RANGE: 3/16/2023 THRU 4/05/2023

VENDOR I.D.	NAME	STATUS	CHECK DATE	INVOICE AMOUNT	DISCOUNT	CHECK NO	CHECK STATUS	CHECK AMOUNT
I-037375	Steel Teaded Rod - WP	R	4/05/2023	40.94		049506		
I-037637	Gloves & Face Masks - UT	R	4/05/2023	69.18		049506		
I-037657	Couple Flex - LCRA	R	4/05/2023	14.82		049506		
I-037744	Bolts & Screws - WP	R	4/05/2023	237.82		049506		
I-037867	Faucet Hot Cart Stem - MAINT	R	4/05/2023	12.23		049506		
I-038010	Batteries - UT	R	4/05/2023	9.73		049506		1,305.51
00980	MISCOWATER							
I-CF19138	cl2 Misco Injector Parts - TP	R	4/05/2023	672.30		049508		672.30
03444	Mission Linen Supply							
I-518904562	Uniform Pants - TP	R	4/05/2023	17.00		049509		
I-519041681	Uniform Pants - PL	R	4/05/2023	30.37		049509		
I-519041682	Uniform Pants - MAINT	R	4/05/2023	27.38		049509		
I-519041685	Uniform Pants - TP	R	4/05/2023	56.83		049509		131.58
03701	MNS Engineers, Inc.							
I-82361	Emergency Permitting & Support	R	4/05/2023	20,704.75		049510		
I-82690	Emergency Permitting & Support	R	4/05/2023	8,524.42		049510		29,229.17
01570	Ojai Auto Supply							
I-565097	Lamp - Unit 43	R	4/05/2023	4.46		049511		
I-565313	Motor Oil - Unit 12	R	4/05/2023	20.11		049511		24.57
00884	OJAI TERMITE & PEST CONTROL, I							
I-236325	Rodent Control SA Plant -MAINT	R	4/05/2023	75.00		049512		75.00
10039	OS SYSTEMS, INC.							
I-099856	Replace Sockworks - FISH	R	4/05/2023	426.96		049513		426.96
01627	OSCAR'S TREE SERVICE							
I-63060	Trim Cypress Trees - MAINT	R	4/05/2023	11,500.00		049514		11,500.00
10072	PERMACOLOR, INC							
I-2303108	10X8 Reducer Flg X Flg - WP	R	4/05/2023	218.00		049515		218.00
05713	Pops Auto Repair							
I-0378	Preventative Maintenance - 21	R	4/05/2023	1,150.00		049516		1,150.00
00790	PROFORMA							
I-BI85009211A	T-Shirts - WP	R	4/05/2023	1,148.35		049517		
I-BI85009364A	Logo Shirts - MAINT	R	4/05/2023	64.65		049517		1,213.00

VENDOR SET: 01 Casitas Municipal Water D
 BANK: AP ACCOUNTS PAYABLE
 DATE RANGE: 3/16/2023 THRU 4/05/2023

VENDOR I.D.	NAME	STATUS	CHECK DATE	INVOICE AMOUNT	DISCOUNT	CHECK NO	CHECK STATUS	CHECK AMOUNT
10042	PSR ENVIRONMENTAL SERVICE, INC							
I-11227	Gas Tank Inspection - DO	R	4/05/2023	230.00		049518		
I-11228	Gas Tank Inspection - LCRA	R	4/05/2023	230.00		049518		460.00
01109	SALVADOR LOERA TRANSPORTATION							
I-196096	Load of 3/4 Rock - MAINT	R	4/05/2023	1,003.18		049519		1,003.18
01107	SAWYER PETROLEUM							
I-S146698	Gas - Recreation	R	4/05/2023	2,465.12		049520		
I-S146699	Diesel - LCRA	R	4/05/2023	2,858.38		049520		5,323.50
06067	Scseswest, Inc							
I-0201202302282023	Emergency Robles Forebay -FEMA	R	4/05/2023	176,992.45		049521		176,992.45
00215	SOUTHERN CALIFORNIA EDISON							
I-040323	Acct#700029026585	R	4/05/2023	706.14		049522		706.14
05786	Stericycle, Inc.							
I-8003704201	Shredding Service - DO	R	4/05/2023	118.26		049523		118.26
02703	Sunbelt Rentals							
I-137489223-0001	Rent Air Compressor-Rincon	R	4/05/2023	550.38		049524		
I-137503132-0001	Rent Demolition Hammer - PL	R	4/05/2023	814.02		049524		1,364.40
01147	SUPERIOR GATE SYSTEMS							
I-4887	Gate Repair - MAINT	R	4/05/2023	150.00		049525		150.00
06064	T-Mobile							
I-040123	Acct#987771959	R	4/05/2023	17.73		049526		17.73
00825	USA BLUEBOOK							
C-311310	Traceable Conductivity Return	R	4/05/2023	48.91CR		049527		
I-303805	Traceable Conductivity - LAB	R	4/05/2023	48.91		049527		
I-314078	Lab Supplies - LAB	R	4/05/2023	418.32		049527		418.32
00257	VENTURA RIVER WATER DISTRICT							
I-033123	Acct#5-37500A	R	4/05/2023	46.92		049528		46.92
09955	VENTURA WHOLESALE ELECTRIC							
I-299587	B-Line Galv Channel - WP	R	4/05/2023	526.90		049529		526.90
00250	COUNTY OF VENTURA							
I-IN0237172	CUPA Fees - DO	R	4/05/2023	3,162.52		049530		
I-IN0237179	CUPA Fees - TP	R	4/05/2023	3,803.47		049530		6,965.99

VENDOR I.D.	NAME	STATUS	CHECK DATE	INVOICE AMOUNT	DISCOUNT	CHECK NO	CHECK STATUS	CHECK AMOUNT
00330	WHITE CAP CONSTRUCTION SUPPLY Wattles for Use at Robles	R	4/05/2023	2,260.27		049531		2,260.27
06056	Ameriflex FSA Deduction	R	4/05/2023	1,199.98		049532		1,199.98
00102	FRANCHISE TAX BOARD Payroll Deduction	R	4/05/2023	815.40		049533		815.40
00102	FRANCHISE TAX BOARD Payroll Deduction	R	4/05/2023	569.03		049534		569.03
00124	ICMA RETIREMENT TRUST - 457 DEFERRED COMP FLAT	R	4/05/2023	2,165.83		049535		
	I-DI%202304032195 DEFERRED COMP PERCENT	R	4/05/2023	135.91		049535		2,301.74
00985	NATIONWIDE RETIREMENT SOLUTION 457 CATCH UP	R	4/05/2023	1,184.90		049536		
	I-DCN202304032195 DEFERRED COMP FLAT	R	4/05/2023	7,992.91		049536		
	I-DN%202304032195 DEFERRED COMP PERCENT	R	4/05/2023	535.82		049536		9,713.63
1	CAVANAUGH, EILEEN US REFUND	R	4/05/2023	285.39		049537		285.39
1	917 SUNSET PL LLC US REFUND	R	4/05/2023	66.30		049538		66.30
1	GODSHAW, DONALD US REFUND	R	4/05/2023	60.00		049539		60.00
1	HARMONY IN OJAI, LLC US REFUND	R	4/05/2023	44.57		049540		44.57
1	POWERS, CYNTHIA US REFUND	R	4/05/2023	32.64		049541		32.64
1	CHAVEZ, MICHAEL US REFUND	R	4/05/2023	265.40		049542		265.40

VENDOR I.D.	NAME	STATUS	CHECK DATE	INVOICE AMOUNT	DISCOUNT	CHECK NO	CHECK STATUS	CHECK AMOUNT
-------------	------	--------	------------	----------------	----------	----------	--------------	--------------

* * T O T A L S * *		NO	INVOICE AMOUNT	DISCOUNTS	CHECK AMOUNT
REGULAR CHECKS:		191	1,169,144.45	0.00	1,169,144.45
HAND CHECKS:		0	0.00	0.00	0.00
DRAFTS:		16	393,710.74	0.00	393,710.74
EFT:		0	0.00	0.00	0.00
NON CHECKS:		0	0.00	0.00	0.00
VOID CHECKS:	0 VOID DEBITS		0.00		
	VOID CREDITS		0.00	0.00	

TOTAL ERRORS: 0

VENDOR SET: 01	BANK: AP	TOTALS:	NO	INVOICE AMOUNT	DISCOUNTS	CHECK AMOUNT
			207	1,562,855.19	0.00	1,562,855.19
BANK: AP	TOTALS:		207	1,562,855.19	0.00	1,562,855.19
REPORT TOTALS:			207	1,562,855.19	0.00	1,562,855.19

Adjudication Charge Fund Account

Publication of check register is in compliance with Section 53065.6 of the Government Code which requires the District to disclose reimbursements to employees and/or directors.

Adj. Checks: 00094
Adj. Draft 000553
Voids:



Janyne Brown , Chief Financial Officer

VENDOR I.D.	NAME	STATUS	CHECK DATE	INVOICE AMOUNT	DISCOUNT	CHECK NO	CHECK STATUS	CHECK AMOUNT
02475	Rutan & Tucker, LLP							
I-955457	Adjudication Litigation 01/23	R	3/29/2023	115.50		000094		115.50
05973	Mechanics Bank Credit Card							
I-032423h	Deposit Crowne Plaza - ADJ	D	3/29/2023	1,000.00		000553		1,000.00

* * T O T A L S * *	NO	INVOICE AMOUNT	DISCOUNTS	CHECK AMOUNT
REGULAR CHECKS:	1	115.50	0.00	115.50
HAND CHECKS:	0	0.00	0.00	0.00
DRAFTS:	1	1,000.00	0.00	1,000.00
EFT:	0	0.00	0.00	0.00
NON CHECKS:	0	0.00	0.00	0.00
VOID CHECKS:	0	VOID DEBITS 0.00		
		VOID CREDITS 0.00	0.00	0.00

TOTAL ERRORS: 0

VENDOR SET: 01 BANK: ADJ TOTALS:	NO	INVOICE AMOUNT	DISCOUNTS	CHECK AMOUNT
	2	1,115.50	0.00	1,115.50
BANK: ADJ TOTALS:	2	1,115.50	0.00	1,115.50
REPORT TOTALS:	2	1,115.50	0.00	1,115.50

Casitas Municipal Water District
Reimbursement Disclosure Report (1)
Fiscal Year 2022/23
July 1, 2022-June 30, 2023

<u>Date paid</u>	<u>Board of Director/Employee</u>	<u>Description</u>	<u>Amount Paid</u>
7/6/2022	Mitch Tull	Thermal Paper	\$ 166.78
7/14/2022	Cory Johnson	Safety Boot Stipend	\$ 205.00
7/14/2022	Kyler Heath	Safety Boot Stipend	\$ 205.00
7/14/2022	Justice Holloway	Robles Supplies/Drill	\$ 113.58
7/20/2022	Julia Aranda	APWA Webinar	\$ 160.00
7/20/2022	Lisa Barbee	CalPERS Education Training	\$ 449.00
7/20/2022	Spancer Hair	Pesticide Course	\$ 300.00
7/20/2022	Spancer Hair	Pesticide Exam	\$ 150.00
7/20/2022	Tim Lawson	Door Locks	\$ 134.98
7/27/2022	Alvin Domingo	Distribution 2 Exam and Certification	\$ 250.00
7/27/2022	Michael Gibson	Graphing Software Upgrade	\$ 299.00
7/27/2022	Michael Kenney	Safety Boot Stipend	\$ 205.00
7/27/2022	Gustavo Muro	Lodging for ESRI UC	\$ 1,663.88
7/27/2022	Gustavo Muro	Parking for ESRI UC	\$ 105.00
7/27/2022	Gustavo Muro	Mileage ESRI UC	\$ 240.00
7/28/2022	Jesus Garcia	Class A License	\$ 2,121.96
8/3/2022	Tim Lawson	Sign for Tokens Machins	\$ 138.17
8/10/2022	Anthony Albanez	Safety Boot Stipend	\$ 205.00
8/10/2022	Gonzalo Carbajal-Ramirez	Safety Boot Stipend	\$ 205.00
8/10/2022	Jesus Garcia	Safety Boot Stipend	\$ 205.00
8/10/2022	Ramiro Garcia	Safety Boot Stipend	\$ 205.00
8/10/2022	Vincent Godinez	Safety Boot Stipend	\$ 205.00
8/10/2022	Spencer Hair	Safety Boot Stipend	\$ 205.00
8/10/2022	Gerardo M Herrera	Safety Boot Stipend	\$ 205.00
8/10/2022	Eric Lara	Safety Boot Stipend	\$ 205.00
8/10/2022	Mario Mariscal	Safety Boot Stipend	\$ 205.00
8/10/2022	Luis Mejia	Safety Boot Stipend	\$ 205.00
8/10/2022	David Pope	Safety Boot Stipend	\$ 205.00
8/10/2022	Edgar Ramos	Safety Boot Stipend	\$ 205.00
8/10/2022	Michael Robles	Safety Boot Stipend	\$ 205.00
8/10/2022	Jose Ruiz	Safety Boot Stipend	\$ 205.00
8/10/2022	Brian Taylor	Safety Boot Stipend	\$ 205.00
8/11/2022	John Simon	Distribution 4 Certification	\$ 105.00
8/17/2022	Scott Lewis	Airport Parking	\$ 122.00
8/17/2022	Scott Lewis	Airfare to CMWD	\$ 287.63
8/17/2022	Scott Lewis	Hotel 07/09/22-07/16/22	\$ 947.73
8/24/2022	Tim Lawson	Fuel for Unit 88	\$ 200.00
8/24/2022	Tim Lawson	Polaris Parts	\$ 236.24
8/24/2022	Scott MacDonald	T4 Certificate Renewal	\$ 105.00
8/24/2022	Luke Soholt	Water Treatment Operator Certification	\$ 155.00
8/24/2022	Luke Soholt	Ventura County Tax Collector	\$ 393.74
8/25/2022	Michael Gibson	Auto Miles	\$ 110.00
8/25/2022	Scott MacDonald	D4 Certification	\$ 105.00
9/8/2022	Joel Cox	Lunch for O&M crew - Leak	\$ 100.14
9/22/2022	Eric Lara	Cla-Val training	\$ 262.74
9/22/2022	Scot Byron	Distribution Grade 2 and Tretment Grade 2 Exam	\$ 130.00
9/22/2022	Greg Romey	Refreshments - Training/Meetings	\$ 351.58
9/28/2022	Lindsay Cao	WCWEA Membership Renewal	\$ 202.00
10/6/2022	Tim Lawson	Polaris Parts	\$ 101.10
10/6/2022	Michael Robles	Physical for Class A Drivers License	\$ 120.00
10/6/2022	Alex Kelso	Cla-Val Training Miles	\$ 147.50
10/6/2022	Alex Kelso	Cla-Val Training - Lodging	\$ 309.12
10/12/2022	Daniel J Holloway	Signs for Robles	\$ 115.81
10/19/2022	Aaron Wall	WWA Trade Show - Lodging	\$ 358.92
10/19/2022	Aaron Wall	WWA Trade Show - Trasportation	\$ 266.48

Casitas Municipal Water District
Reimbursement Disclosure Report (1)
Fiscal Year 2022/23
July 1, 2022-June 30, 2023

10/26/2022	Scot Byron	PL A/C Install	\$ 108.64
11/2/2022	Gonzalo Carbajal-Ramirez	AWWA Conference - Lodging	\$ 942.99
11/2/2022	Scott Lewis	Hotel 09/10/22-09/18/22	\$ 756.42
11/2/2022	Scott Lewis	Dry Suit + Gear	\$ 305.66
11/16/2022	Lindsay Cao	PE License Renewal	\$ 180.00
11/16/2022	Virgil Clary	SonTek Flow Display	\$ 1,779.26
11/16/2022	Mario Mariscal	Water Distribution System Operation & Maintenance ED 7	\$ 168.53
11/17/2022	Lisa Barbee	CalPERS Forum	\$ 999.52
11/30/2022	Scott Lewis	Hotel 10/27/22-11/06/22	\$ 1,026.60
11/30/2022	Aaron Wall	Tables for Waterpark	\$ 152.93
12/1/2022	Brian Taylor	Tools for Unit 7	\$ 289.55
12/7/2022	Virgil Clary	Pipe Ring Assembly	\$ 1,560.49
12/7/2022	Jose Ruiz	Lodging for Certification	\$ 248.64
12/7/2022	John Simon	Safety Boot Stipend	\$ 205.00
12/14/2022	Virgil Clary	Wire Rope Sheave	\$ 583.00
12/14/2022	Gerardo M Herrera	College Course	\$ 171.00
12/14/2022	Tyrone LaFay	CalWEP Conference - Lodging	\$ 362.88
12/15/2022	Alex Kelso	Wate Distribution System Operation ED7	\$ 168.53
12/15/2022	Samantha Casey	2023 CPRS Conference - Lodging	\$ 1,152.04
12/15/2022	Samantha Casey	2023 CPRS Conference - Registration	\$ 635.00
1/4/2023	Greg Romey	Safety Boot Stipend	\$ 203.76
1/13/2023	Alex Kelso	Water & Wastewater Management Class	\$ 171.00
1/25/2023	David Rodela	Safety Boot Stipend	\$ 205.00
2/1/2023	Lindsay Cao	CWEA Lab Analyst II Renewal	\$ 100.00
2/8/2023	Gonzalo Carbajal-Ramirez	Safety Boot Stipend	\$ 205.00
2/8/2023	Ramiro Garcia	Safety Boot Stipend	\$ 205.00
2/8/2023	Eric Lara	Safety Boot Stipend	\$ 205.00
2/8/2023	Ron Quinine	Safety Boot Stipend	\$ 205.00
2/8/2023	Edgar Ramos	Safety Boot Stipend	\$ 205.00
2/8/2023	Jordan Switzer	Safety Boot Stipend	\$ 205.00
2/9/2023	Eduardo Lopez	Safety Boot Stipend	\$ 205.00
2/9/2023	Gerry Herrera	Safety Boot Stipend	\$ 205.00
2/9/2023	Vincent Godinez	Safety Boot Stipend	\$ 205.00
2/9/2023	Luis Mejia	Safety Boot Stipend	\$ 205.00
2/9/2023	Brian Taylor	Safety Boot Stipend	\$ 205.00
2/9/2023	David Pope	Safety Boot Stipend	\$ 205.00
2/9/2023	Jesus Garcia	Safety Boot Stipend	\$ 205.00
2/9/2023	Mario Mariscal	Safety Boot Stipend	\$ 205.00
2/9/2023	Jose Ruiz	Safety Boot Stipend	\$ 205.00
2/9/2023	Lindsay Cao	Safety Boot Stipend	\$ 205.00
2/9/2023	Virgil Clary	Safety Boot Stipend	\$ 205.00
2/9/2023	Todd Evans	Safety Boot Stipend	\$ 205.00
2/9/2023	Gustavo Muro	Safety Boot Stipend	\$ 205.00
2/9/2023	Mike Robles	Safety Boot Stipend	\$ 205.00
2/9/2023	Alvin Domingo	Safety Boot Stipend	\$ 205.00
2/9/2023	Kenneth Grinnell	Safety Boot Stipend	\$ 205.00
2/9/2023	Ian McMahon	Safety Boot Stipend	\$ 205.00
2/9/2023	Eric Lane	Safety Boot Stipend	\$ 205.00
2/9/2023	Scot Byron	Safety Boot Stipend	\$ 205.00
2/9/2023	Willis Hand	Safety Boot Stipend	\$ 205.00
2/9/2023	Scott MacDonald	Safety Boot Stipend	\$ 205.00
2/9/2023	William Reeder	Safety Boot Stipend	\$ 205.00
2/9/2023	Luke Soholt	Safety Boot Stipend	\$ 205.00
2/9/2023	Curtis Bowles	Safety Boot Stipend	\$ 205.00
2/9/2023	Joel Cox	Safety Boot Stipend	\$ 205.00
2/9/2023	Mitchell Abel	Safety Boot Stipend	\$ 205.00

**Casitas Municipal Water District
 Reimbursement Disclosure Report (1)
 Fiscal Year 2022/23
 July 1, 2022-June 30, 2023**

2/9/2023	Kyler Heath	Safety Boot Stipend	\$ 205.00
2/9/2023	Stephen Sulkowski	Safety Boot Stipend	\$ 205.00
2/9/2023	Tim Lawson	Safety Boot Stipend	\$ 205.00
2/9/2023	Curtis Orozco	Safety Boot Stipend	\$ 205.00
2/9/2023	Ivan Lopez	Safety Boot Stipend	\$ 205.00
2/9/2023	Tim Lawson	Breakfast - host Meeting	\$ 113.68
2/22/2023	Eric Lara	Course Distribution Exam Preparation Grade 3	\$ 249.99
2/22/2023	Scott Lewis	Hotel 01/04/23-01/10/23	\$ 603.54
2/22/2023	Scott Lewis	Hotel 01/10/23-01/14/23	\$ 394.80
2/22/2023	Scott Lewis	Hotel 01/14/23-01/18/23	\$ 394.56
2/22/2023	Scott Lewis	Airport Parking	\$ 225.00
2/22/2023	Scott Lewis	Airfare to CMWD	\$ 688.18
2/22/2023	Scott Lewis	Fall Term Tuition	\$ 2,222.26
3/1/2023	Eric Lara	Course Distribution Exam Preparation Grade 3	\$ 125.01
3/9/2023	David Pope	Work T-Shirts	\$ 120.13
3/9/2023	Joel Cox	Class Expenses	\$ 275.00
3/15/2023	David Rodela	Rain Gear	\$ 107.74
3/22/2023	Brian Taylor	Office Supplies	\$ 181.79
3/23/2023	Joel Cox	T4 Certification	\$ 105.00
3/29/2023	Joe Martinez	PRAC Conference	\$ 350.00
3/29/2023	Joe Martinez	Lodging for PRAC Conference	\$ 564.96
3/29/2023	Scott Lewis	Airport Parking	\$ 240.00
3/29/2023	Scott Lewis	Airfare to CMWD	\$ 1,017.48
3/29/2023	Scott Lewis	Hotel 02/15-02/25	\$ 1,038.50
3/29/2023	Scott Lewis	Hotel 02/25-03/02	\$ 502.60
3/29/2023	Scott Lewis	Fisheries Supplies	\$ 126.37
3/29/2023	Brian Taylor	Monitor	\$ 289.04
3/29/2023	Brian Taylor	Wall Mount	\$ 82.42
4/5/2023	Gerardo M Herrera	Water System Operation & Maintenance Class	\$ 212.25

1) Reimbursement Disclosure Report prepared pursuant to California Government Code 53065.5

Minutes of the Casitas Municipal Water District
Board Meeting Held
March 22, 2023

1. CALL TO ORDER

President Hajas called the meeting to order at 5:00 p.m.

2. ROLL CALL

- 2.a. Director Brennan will be attending the meeting remotely per the "Just Cause" provisions of AB 2449.

Directors Cole, Bergen, Kaiser and Hajas are present in person. Director Brennan is attending remotely per the Just Cause provisions of AB 2449 for the purpose of attending a meeting for another government agency. Director Brennan confirmed there was no one else present with him. Also present are GM Flood, AGM Dyer, EA Vieira and Counsel McNulty.

3. PLEDGE OF ALLEGIANCE

President Hajas led the Pledge of Allegiance

4. AGENDA CONFIRMATION

Items 7 a and b are being pulled from the agenda as Dr. Feiss is unavailable.

5. PUBLIC COMMENTS - Presentation on District related items that are not on the agenda - three minute limit.

None

6. CONSENT AGENDA

- 6.a. Accounts Payable Report.
[Accounts Payable.pdf](#)
- 6.b. Minutes of the February 22, 2023 Board Meeting.
[2 22 2023 min.pdf](#)

On the motion of Director Brennan, seconded by Director Cole, the Consent agenda was adopted by the following roll call vote:

AYES:	Directors:	Brennan, Cole, Bergen, Kaiser, Hajas
NOES:	Directors:	None
ABSENT:	Directors:	None

7. ACTION ITEMS

- 7.a. Deny request of Robert Feiss for refund of Casitas MWD 2013-1 property assessments for APN # 019-0-070-200 (910 El Toro Road, Ojai).
[Board Memo on Dr. Feiss CFD 2013-1 Refund Request 032223.pdf](#)
[Email Request from Dr. Feiss Special Tax CMWD CFD 2013-1 Reimbursement for Overpayment ATT1 032223.pdf](#)
[CFD No. 2013-1 Taussig Response Letter to Feiss APN 019-0-070-200 ATT2 032223.pdf](#)

This item was pulled from the agenda.

- 7.b. Approval of Casitas MWD Board of Directors Policy regarding refund of Casitas MWD Community Facilities District 2013-1 Assessment Funds.
[CFD 2013-1 Refund Policy Draft 032223.pdf](#)

This item was pulled from the agenda.

- 7.c. Deny the damage claim of Rosanna Garrison (12986 MacDonald Drive).
[Board Memo Garrison Claim 032223.pdf](#)
[Garrison Claim Form 1-12-2023 ATT1 032223.pdf](#)
[Garrison Letter to CWD May 7, 2021 ATT2 032223.pdf](#)
[Garrison Driveway Repair_Replacement Estimates 1-12-2023 ATT3 032223.pdf](#)

GM Flood explained that the recommendation is to deny the claim. There was no one present to speak on the item.

On the motion of Director Bergen, seconded by Director Cole the above recommendation to deny the claim was approved by the following roll call vote:

AYES:	Directors:	Brennan, Cole, Bergen, Kaiser, Hajas
NOES:	Directors:	None
ABSENT:	Directors:	None

- 7.d. Discussion and possible action on Casitas MWD's provision of General Manager services to the Ojai Basin Groundwater Management Agency (OBGMA).

a. Direct Casitas MWD staff to develop an agreement between Casitas MWD and the Ojai Basin Groundwater Management Agency (OBGMA) for General Manager services.

b. Approve a temporary promotion of Engineering Manager, Julia Aranda to Assistant General Manager with Casitas MWD.

[Board Memo for discussion of GM services to the OBGMA 032223.pdf](#)

On the motion of Director Cole, seconded by Director Kaiser, staff is directed to develop an agreement for General Manager services for up to six months and promote Julia Aranda to AGM whenever appropriate.

AYES: Directors: Brennan, Cole, Bergen, Kaiser, Hajas
NOES: Directors: None
ABSENT: Directors: None

- 7.e. Set a hearing for the April 26, 2023 Regular Meeting of the Casitas MWD Board of Directors for adjustments to fees at the Lake Casitas Recreation Area(LCRA) and Casitas Water Adventure (CWA).
[Board Memo on LCRA Fee Adjustment 032223.pdf](#)

On the motion of Director Brennan, seconded by Director Kaiser the above recommendation was approved by the following roll call vote:

AYES: Directors: Brennan, Cole, Bergen, Kaiser, Hajas
NOES: Directors: None
ABSENT: Directors: None

- 7.f. Approve a five-year Casitas Water Adventure Temporary Seasonal Snack Bar Concession Agreement with Carlos Hernandez.
[Board Memo for CWA Snack Bar Concession 032223.pdf](#) [WaterAdvSnackBarConcessionAgr-FINAL ATT1 032223.pdf](#)

On the motion of Director Kaiser, seconded by Director Bergen, the above recommendation was approved by the following roll call vote:

AYES: Directors: Brennan, Cole, Bergen, Kaiser, Hajas
NOES: Directors: None
ABSENT: Directors: None

- 7.g. Adopt the Initial Study and Mitigated Negative Declaration for the Ventura-Santa Barbara Counties Intertie
[Board Memo_20230322.pdf](#)

Julia Aranda provided a presentation on the project including funding opportunities in the amount of \$21.3 million dollars for a total project cost of \$20-24 Million. The state board has asked if we need more money which we may be able to get through the ASADRA program. The board discussed the project with Director Brennan suggesting that he had heard that NEPA is taking twice as long as expected.

Public comments were made by Scott Vanderkar who manages family property on the west side of Casitas Pass. In discussions with neighbors who may be impacted by this project there is little objection that he has heard except for one comment regarding compensation for land. The majority of the drilling and pipeline will be snaking underground and is not disturbing the surface. He expressed concern on the cost of water and that the Rincon fault crosses in that area. Julia responded that we have done extensive geo tech and have recommendations on addressing that and the horizontal directional drilling will be 100 feet deep at some points. President Hajas thanked him for his support adding that the Rincon area may be the greatest beneficiary of this project.

On the motion of Director Brennan, seconded by Director Cole, the above recommendation was adopted by the following roll call vote:

AYES: Directors: Brennan, Cole, Bergen, Kaiser, Hajas
NOES: Directors: None
ABSENT: Directors: None

- 7.h. Adopt the Mitigation Monitoring and Reporting Program for the Ventura-Santa Barbara Counties Intertie.
[Board Memo_20230322.pdf](#)
[Casitas_VTA-SB Intertie MMRP_3-14-23.pdf](#)

On the motion of Director Kaiser, seconded by Director Bergen, the above recommendation was adopted by the following roll call vote:

AYES: Directors: Brennan, Cole, Bergen, Kaiser, Hajas
NOES: Directors: None
ABSENT: Directors: None

- 7.i. Approve Amendment No. 3 for professional engineering services with Water Works Engineers, LLC, for the Ventura-Santa Barbara Counties Intertie for a fee increase not to exceed \$227,213 for a total fee of \$3,225,950.
[Board Memo_20230322.pdf](#)
[WWE_Amendment No. 3.pdf](#)

On the motion of Director Kaiser, seconded by Director Cole, the above recommendation was approved by the following roll call vote:

AYES: Directors: Brennan, Cole, Bergen, Kaiser, Hajas
NOES: Directors: None
ABSENT: Directors: None

- 7.j. Award purchase of electrical switchgear for the Ventura-Santa Barbara Counties Del Mar Pump Plant (Booster Pump Station A) to CED Royal Industrial Solutions in the amount of \$123,760.28.
[Board Memo_20230322.pdf](#)
[PSG Quote 23-044 _ 1114219 _ CMWD VTA-SB Intertie Project _ Revised Expiration.pdf 91756-FE combined \(2\).pdf](#)

On the motion of Director Cole, seconded by Director Kaiser, the above recommendation was approved by the following roll call vote:

AYES: Directors: Brennan, Cole, Bergen, Kaiser, Hajas
NOES: Directors: None
ABSENT: Directors: None

- 7.k. Public hearing and possible adoption of an ordinance updating the Casitas

Rates and Regulations for Water Service.

[CMWD Board Memo Rates and Regulations 032223.pdf](#)

[ATT1. DRAFT Rates and Regulations Ordinance No 23-XX](#)

[v3.pdf](#) [ATT2. DRAFT 2023 Rates and Regulations](#)

[v5_Updated.pdf](#)

[ATT3. DRAFT 2023 Rates and Regulations v5_Updated - Redline.pdf](#)

President Hajas opened the public hearing at 5:45 p.m. AGM Dyer provided the presentation on the rates and regulations. The Clerk of the Board reported that there were no comments received.

Public comments were made by Scott Vanderkar regarding allocations and penalties suggesting there may be a better way to do it suggesting a six year rolling average rather than a 12 month period. He also suggested that historic data does not take into account the lifecycle of where the trees are today. Mr. Vanderkar offered to be a part of any follow up discussions. He also added that his experience with Casitas staff in the field and in the office has been second to none adding there was a lot of contention in previous management days and he doesn't see that now.

There being no additional public comments, President Hajas closed the public hearing at 6:07 p.m.

The ordinance was offered by Director Cole, seconded by Director Kaiser and adopted by the following roll call vote:

AYES:	Directors:	Brennan, Cole, Bergen, Kaiser, Hajas
NOES:	Directors:	None
ABSENT:	Directors:	None

8. DISCUSSION ITEMS/PRESENTATIONS

8.a. Discussion of Casitas MWD Board of Directors Workshop Retreats.

President Hajas suggested setting up a retreat/workshop for the board for long term planning to address issues we may deal with in the future. Staff will work out a schedule, possibly on a Saturday.

9. INFORMATION ITEMS

9.a. Hydrology Report February, 2023.

[Hydrology February 2023.pdf](#)

9.b. Consumption Report January 2023.

[Consumption 2022-2023.pdf](#)

9.c. Adjudication Charges Report.

[Adjudication Charges YTD 2.28.23.pdf](#)

9.d. CFD 2013 Report.

[CFD 2013-1 Project Cost 2-28-2023.pdf](#)

- 9.e. State Water Project Intertie Report.
[SWP Intertie Project Cost 2-28-23.pdf](#)
- 9.f. Financials December 31, 2022.
[Financial Statements 12-31-2022 Summary.pdf](#)
- 9.g. Investment Report.
[Investment Report 2.28.23.pdf](#)
- 9.h. Report of Current Accumulated Costs from the January 2023 Storm Event.
[Board Memo for January 2023 Storm Damage Costs 032223.pdf](#)
- 9.i. Recreation Committee Minutes.
[Rec Minutes 031423.pdf](#)

The information items were received.

10. GENERAL MANAGER COMMENTS

GM Flood reported that the lake level is 528.34 ft. above sea level. 62% of full at almost 78,000 AF. I could not have made that prediction a year ago. We are currently looking at some wet work to help empty that forebay next month. Staff is looking at that. We will put together a team of staff and contractors like we did in January to do that work. Will keep you up to date on that. The distribution system has been faring well. There are more storms next week.

At the April 12th meeting I will bring forth the 2024 water supply assessment for discussion on what we want to do regarding stage reductions.

11. BOARD OF DIRECTOR REPORTS ON MEETINGS ATTENDED

None

12. BOARD OF DIRECTOR COMMENTS PER GOVERNMENT CODE SECTION 54954.2(a).

None

President Hajas moved the meeting to closed session at 6:17 p.m.

13. CLOSED SESSION

- 13.a. CONFERENCE WITH LEGAL COUNSEL – EXISTING LITIGATION (Government Code Section 54956.9(a) Santa Barbara Channelkeeper v. State Water Resources Control Board, City of San Buenaventura, et al.; and City of San Buenaventura v Duncan Abbott, et al., Cross Complaint; Superior Court of the State of California, County of Los Angeles, Case No. 19STCP01176.

President Hajas moved the meeting back to open session at 6:48 p.m. with Mr. McNulty stating board met in closed session and no reportable action taken.

14. ADJOURNMENT

President Hajas adjourned the meeting at 6:49 p.m.

Mary Bergen, Secretary

**CASITAS MUNICIPAL WATER DISTRICT
MEMORANDUM**

TO: BOARD OF DIRECTORS
FROM: MICHAEL FLOOD, GENERAL MANAGER
SUBJECT: **CFD 2013-1 PROPERTY TAX LEVY REFUND REQUEST: DR. ROBERT FEISS (APN # 019-0-070-200 – 910 EL TORO RD, OJAI)**
DATE: 02/03/2023

RECOMMENDATION:

The Board of Directors deny this request.

BACKGROUND:

Casitas MWD's Community Facilities District 2013-1 was enacted by the Casitas MWD Board of Directors during a public hearing on March 13, 2013 subsequent to a petition of the customers of Golden State Water Company's Ojai System.

A special election was held in August of 2013 authorizing the District to assess properties within the boundaries of Casitas MWD's CFD 2013-1 for the purpose of acquiring the assets of Golden State's Ojai Water System and make capital improvements thereon.

In conjunction with the creation of CFD 2013-1, David Tausig and Associates (DTA) (a consultant hired by Casitas) developed a Rate and Method of Apportionment (RMA) in order to collect funds from the properties within the CFD that would pay costs.

In September 2022, Dr. Robert Feiss contacted Casitas staff indicating that his property had not been properly assessed and has requested a refund of funds collected going back to when CFD 2013-1 was initiated.

DISCUSSION:

The Rate and Method of Apportionment (RMA) developed for the Casitas MWD CFD 2013-1 uses a few different metrics to calculate the assessment for a particular property with one of those metrics being lot size.

Dr. Robert Feiss contacted Casitas indicating that he had been working with the Ventura County Assessor's Office and that his lot size hadn't been properly calculated and changed from 1.0 Acre to 0.99 Acres.

One of the criteria in the CFD 2013-1 assessment method is a 1.0-acre threshold wherein a lot size of less than 1.0 acre would reduce the assessment approximately \$800 per year.

David Tausig and Associates (DTA) will pull data for the FY 2023-2024 tax roll in spring of 2023 and Dr. Feiss' assessment will be reduced through the County's change going forward however,

Dr. Feiss has requested that the difference be refunded going back to the inception of CFD 2013-1 in 2013. This would amount to refund of \$5,571.12.

Staff Analysis

Historically, there was one other instance where Casitas provided a refund of a CFD 2013-1 assessment which involved an error committed by the District's consultant wherein a property was assessed when it should not have been.

Dr. Feiss' situation is different in that this is a change in the physical characteristics of a property after the assessment was decided upon, vetted with the public, and bonds were sold.

The funds collected from Dr. Feiss have already be paid to the bond holders via the yearly payments to the bond holders (i.e. Casitas is not in possession of these funds). This refund would require use of any 'over-collection' of CFD 2013-1 funds that have occurred.

The CFD typically does over-collect some funds each year which is used to pay the administrative costs of the CFD.

Staff's concern is that to set a precedent of making refunds going back several years could result in a large refund in the future for which there are no CFD 2013-1 funds available.

Section G of the RMA indicates: "*No refunds shall be given in the current Fiscal Year.*", which could be interpreted to mean that refunds would be **paid** subsequent to the current fiscal year.

As a compromise and in order to provide clarity regarding refunds of 2013-1 levies, the District could institute a policy of only refunding the amount for the fiscal year in which the request is made. There would be a high likelihood that sufficient CFD 2013-1 funds would be available in a subsequent year to make refunds such as this.

The ability for the Casitas Board to make an interpretation regarding refunds is provided for in Section G of the RMA, *Appeals and Interpretations*:

The CFD Administrator may interpret this Rate and Method of Apportionment for purposes of clarifying any ambiguity and/or making determinations relative to the annual administration of the Special Tax and any landowner or resident appeals. Any decision of the CFD Administrator shall be final and binding as to all persons.

CONCLUSION:

1. The Board of Directors deny this request since the funds are already in the possession of the bondholders.
2. Adopt a 'no-refund' policy in order to limit the CFD's financial exposure to future refund requests and provide clarity for the public.

Attachments:

Letter to Dr. Feiss from David Tausig and Associates (DTA) – includes CFD-2013-1 RMA
Email from Dr. Feiss requesting a refund of his 2013-1 tax levy



Michael Flood <mflood@casitaswater.com>

Special Tax (CMWD CFD 2013-1 Reimbursement for Overpayment(s))

8 messages

RFeissMD <rfeissmd@aol.com>

Sun, Oct 16, 2022 at 9:46 AM

Reply-To: [REDACTED]

To: "mflood@casitaswater.com" <mflood@casitaswater.com>

Dear Mr. Flood,

This correspondence is in follow-up to our recent conversation on Thursday, October 6, 2022. I apologize for the delay in getting this information to you. Unfortunately, I have experienced some technical (computer) issues regarding the attached files.

Firstly, I would like to thank you for your follow-up call and your supportive comments. As you may recall this matter centers around parcel # [019-0-070-200 \(910 El Toro Rd, Ojai 93023](#) - our residence) and the special tax assessment that started in 2013.

That special tax pertains to the passage of the referendum that allowed Casitas Municipal Water District to purchase Golden State Water Company's "investment/involvement" in Ojai.

For more than 25 years I was a very outspoken critic of Golden State Water Company, testifying before the Public Utilities Commission, speaking at public forums, writing articles in the newspaper, and bringing actions against Golden State Water Company (all of which were decided on my, and the community's, behalf). I was extremely active in Ojai Flow and have been an ardent advocate for Casitas Municipal Water District.

Additionally, I worked with Cinnamon Macintosh (from Casitas Municipal Water) on projects regarding drought tolerant landscaping and the design and implementation of water conservation and reclamation systems.

Accordingly, with the passage of the referendum, I understood and accepted the responsibility of having to "pay the price" and my "fair" share of the increased tax burden brought on by the purchase of Golden State Water in Ojai. As we all know, the amount of that tax burden became larger than initially anticipated and was predicated, and determined, by the reported (not necessarily actual or accurate) parcel size as it appeared on the county records. As has become only recently apparent, due to no fault of our own, and due to Ventura County's error, and perhaps a lack of due diligence, our parcel has been found to be less than 1 acre. Accordingly, we have had to incur the additional burden of "over paying" our property taxes since 2013.

Upon becoming aware of this error, I immediately contacted Casitas Municipal Water District (as revealed in my attached correspondences), explained the situation, immediately contacted the Ventura County Tax Assessor's Office, and provided all of the requested documentation that I was told would rectify the situation. Since that time it seems as though I have encountered one bureaucratic obstacle after another, with little evidence of a good faith solution offered to us.

Clearly, I do not feel that my family and I should be burdened or encumbered by the wrong doing of Ventura County's reporting system and/or the failure of accurate due diligence prior to assigning the amount of the assessed tax increase per parcel based upon size. Accordingly, I firmly and ardently believe that we are entitled to a reimbursement/ refund of the over payment of taxes dating back to 2013. As I clearly stated, I am

certainly amenable to working out a solution with Casitas Municipal Water District and / or The Ventura County Tax Collector's Office, that "works for everyone". I cannot express how strongly I feel that this is the right and just course of action. Additionally, although not desired, as I understand, there is legal precedent to support this. I understand that CMWD may have concerns about this becoming a "larger/ more generalized" concern. I would be willing to sign a non-disclosure / confidentiality agreement upon reaching an agreeable solution.

In closing, once again thank you very much for your follow-up, communication, and support. Please find attached some files that will illustrate the many (but not all) communications that I have had with The County and with CMWD. Unfortunately, I have experienced some computer issues while attempting to compress the file. Therefore, not wanting to delay any further, I am forced to send them in this format. As noted above, this certainly does not represent even a quarter of the communications regarding this issue that are in the file. These are merely some of the most recent correspondences that reflect the "communication thread" and trend. I did not want to inundate you with unnecessary files; however, if you, or the committee, need/desire more information and records I will be happy to provide them.

Needless to say, this endeavor has required many, many hours of work and has been ongoing over a period of months. Please note, that this work began immediately, without delay, upon becoming aware of Ventura County and CSWD's inaccurate records and the resulting the over billing of our property taxes. I apologize for any duplication. I look forward to speaking with you in the near future. Thank you very much.


Sincerely,


R. Feiss, MD



P.S. Please confirm receipt of this correspondence and the ability to open and view all attachment.


6 attachments


 **Correspondence #1 for M. Flood.docx**
275K

 **Correspondence #2 for M. Flood.docx**
541K

 **Correspondence #3 for M. Flood.docx**
783K

 **Correspondence #4 for M. Flood.docx**
148K

 **Correspondence #5 for M. Flood.docx**
147K

 **Correspondence #6 for M. Flood.docx**
164K

Michael Flood <mflood@casitaswater.com>
To: RFeissMD <rfeissmd@aol.com>

Mon, Oct 17, 2022 at 8:44 AM

Received, thank you.

Once I've been able to make contact with the District's bond counsel, I'll let you know when this will be reviewed by the Casitas Board of Directors.

[Quoted text hidden]

--

Michael Flood



September 23, 2022

VIA EMAIL

FEISS ROBERT E-JIN Y TR
910 EL TORO ROAD
OJAI, CA 93023
Email: [REDACTED]

Re: Community Facilities District No. 2013-1 (Ojai) Special Tax Adjustment
Assessor Parcel Number 019-0-070-200 / 504 West Aliso Street

Dear Dr. Feiss:

DTA, Inc. ("DTA") and Casitas Municipal Water District ("CMWD") have reviewed your inquiry of the Casitas Municipal Water District Community Facilities District No. 2013-1 (Ojai) ("CFD No. 2013-1") special tax relating to Assessor Parcel Number 019-0-070-200 ("Subject Property"), and more specifically the potential acreage adjustment of Subject Property processed by Ventura County ("County"). After reviewing the provisions of the Rate and Method of Apportionment ("RMA") of CFD No. 2013-1 which governs the implementation of the special tax, DTA and CMWD would like to share the following findings with you. Any capitalized terms not defined herein shall have the meanings set forth in the RMA included as Attachment A.

- **Assignment of Subject Property to RMA Land Use Class 1**

Subject Property has a Parcel Square Footage of 43,560 square feet as identified by 1) the currently available Ventura County Assessor Parcel Map, and 2) the Ventura County Assessment Roll for fiscal year 2022-2023. Pursuant to the provisions contained in the RMA an **Assessor's Parcel** containing a Single Family Detached Unit shall be assigned to a Land Use Class based on the land area of such Assessor's Parcel as shown on an **Assessor's Parcel Map**. Please refer to applicable defined terms set forth in the RMA which are also identified below:

***"Assessor's Parcel"** means a lot or parcel to which an Assessor's parcel number is assigned as determined from an Assessor Parcel Map or the applicable assessment roll.*

***"Assessor's Parcel Map"** means an official map of the County Assessor designating parcels by Assessor's Parcel number.*

In order to maintain compliance with the RMA any type of parcel size adjustment to an Assessor's Parcel within CFD No. 2013-1 would need to be identified on the Ventura County Assessor Parcel Map. Accordingly, as the currently available Assessor's Parcel Map identifies a Parcel Square Footage of 43,560, the assignment of Subject Property shall remain in Land Use Class 1.

Conclusion: The Ventura County Assessor Parcel Map clearly identifies Subject Property as one acre. The assignment of Subject Property shall remain in Land Use Class 1 until an updated Assessor Parcel Map is available identifying a modified Parcel Square Footage for Subject Property.

- ***Adjustment of Special Tax for Subject Property***


Section G of the RMA states the CFD Administrator shall review the appeal and if the CFD Administrator concurs, the amount of the Special Tax levied shall be appropriately modified through an adjustment to the Special Tax levy in the following Fiscal Year. No refunds shall be given in the current Fiscal Year.

If you decide to move forward with providing a written appeal of your Special Tax please be advised that pursuant to the provisions contained in Section G of the RMA, CFD No. 2013-1 is not able to provide refunds of Special Tax payments. Specific Special Tax levels are approved each year in an amount necessary to pay debt service on Outstanding Bonds and for the payment of Administrative Expenses. Accordingly, a Special Tax adjustment for any Assessor's Parcel within CFD No. 2013-1 would need to be evaluated before the time that such Special Tax is approved by the CMWD Board of Directors, allowing the CFD Administrator time to make applicable Special Tax adjustments to ensure for the full financing of upcoming debt service payments and administrative expenses.

Conclusion: CFD No. 2013-1 is not authorized to issue Special Tax refunds. CFD No. 2013-1 is authorized (if deemed appropriate) to modify Special Tax payments through an adjustment of such Special Tax levy in a following Fiscal Year.

I hope that these explanations have helped you better understand the position of DTA and CMWD. In the future, please feel free to contact me as well as the Casitas Municipal Water District with any questions regarding the application of the RMA and/or the use of the CFD No. 2013-1 Special Tax.

Very truly yours,



Shayne M. Morgan
Senior Vice President

Cc Janyne Brown, Casitas Municipal Water District <jbrown@casitaswater.com>

ATTACHMENT A

RATE AND METHOD OF APPORTIONMENT

**RATE AND METHOD OF APPORTIONMENT FOR
CASITAS MUNICIPAL WATER DISTRICT
COMMUNITY FACILITIES DISTRICT NO. 2013-1 (OJAI)**

A Special Tax shall be levied on all Assessor's Parcels of Taxable Property in Casitas Municipal Water District ("CMWD") Community Facilities District No. 2013-1 (Ojai) ("CFD No. 2013-1") and collected each Fiscal Year, commencing in Fiscal Year 2013-14, in an amount determined through the application of this Rate and Method of Apportionment as described below. All of the real property in CFD No. 2013-1, unless exempted by law or by the provisions hereof, shall be taxed for the purposes, to the extent and in the manner herein provided.

A. DEFINITIONS

The terms hereinafter set forth have the following meanings:

"Acreage" means the land area of an Assessor's Parcel as shown on an Assessor's Parcel Map, or if the land area is not shown on an Assessor's Parcel Map, the land area shown on the applicable final map, parcel map, condominium plan, or other map or plan recorded with the County or the land area calculated to the reasonable satisfaction of the CFD Administrator using the boundaries set forth on such map or plan. The parcel square footage of an Assessor's Parcel is equal to the Acreage of such parcel multiplied by 43,560 (the "Parcel Square Footage").

"Act" means the Mello-Roos Community Facilities Act of 1982, being Chapter 2.5, Part 1, Division 2 of Title 5 of the California Government Code.

"Administrative Expenses" means the actual or reasonably estimated costs directly related to the administration of CFD No. 2013-1, including but not limited to: the costs of computing the Special Taxes and preparing the annual Special Tax collection schedules (whether by CMWD or designee thereof or both); the costs of collecting the Special Taxes (whether by CMWD or otherwise); the costs of remitting the Special Taxes to the Trustee; the costs of the Trustee (including its legal counsel) in the discharge of the duties required of it under the Indenture; the costs to CMWD, CFD No. 2013-1 or any designee thereof of complying with arbitrage rebate requirements; the costs to CMWD, CFD No. 2013-1 or any designee thereof of complying with disclosure requirements of CMWD, CFD No. 2013-1 or obligated persons associated with applicable federal and state securities laws and the Act; the costs associated with preparing Special Tax disclosure statements and responding to public inquiries regarding the Special Taxes; the costs of CMWD, CFD No. 2013-1 or any designee thereof related to an appeal of the Special Tax; the costs associated with the release of funds from an escrow account; and CMWD's annual administration fees and third party expenses. Administrative Expenses shall also include amounts estimated by CMWD or advanced by CMWD or CFD No. 2013-1 for any other administrative purposes of CFD No. 2013-1, including attorney's fees and other costs related to commencing and pursuing to completion any foreclosure of delinquent Special Taxes.

"Assessor's Parcel" means a lot or parcel to which an Assessor's parcel number is assigned as determined from an Assessor Parcel Map or the applicable assessment roll.

“Assessor’s Parcel Map” means an official map of the County Assessor designating parcels by Assessor’s Parcel number.

“Authorized Facilities” means those facilities eligible to be funded by CFD No. 2013-1, as set forth in the Resolution of Intention to establish CFD No. 2013-1 as adopted by CMWD.

“Bond Issue” means one series of CFD No. 2013-1 Bonds.

“Certificate of Occupancy” means a certificate issued by the City or the County that authorizes the actual occupancy of Developed Property by a resident(s) or a business(es).

“CFD Administrator” means the Person designated by CFD No. 2013-1 to administer the Special Tax according to this RMA.

“CFD No. 2013-1” means CMWD Community Facilities District No. 2013-1 (Ojai).

“CFD No. 2013-1 Bonds” means any bonds or other debt (as defined in Section 53317(d) of the Act), whether in one or more series, issued or incurred by CMWD for CFD No. 2013-1.

"City" means the City of Ojai.

"Commercial Property" means all Assessor’s Parcels of Non-Residential Property excluding Industrial Property.

“Condominium Unit” means (1) a residential condominium as described in Civil Code Section 1351(f) and (2) any residential dwelling that is not a Single Family Detached Unit or a dwelling unit located on Multifamily Attached Property, as determined by the CFD Administrator.

“County” means the County of Ventura.

“Developed Property” means, for each Fiscal Year, all Taxable Property, for which a building permit was issued on or before May 1 of the Fiscal Year preceding the Fiscal Year for which the Special Taxes are being levied.

“Fiscal Year” means the period starting July 1 and ending on the following June 30.

“Indenture” means the indenture, fiscal agent agreement, resolution or other instrument pursuant to which CFD No. 2013-1 Bonds are issued, as modified, amended and/or supplemented from time to time, and any instrument replacing or supplementing the same.

"Industrial Property" means all Assessor’s Parcels of Developed Property for which a building permit(s) was issued for construction of a non-residential structure(s) which is primarily used for: manufacturing, procession, fabricating, assembly, refining, repairing, packaging, or treatment of goods, material or produce; research and development; and/or warehousing and wholesale distribution of goods, material, or produce.

“Land Use Class” means any of the classes listed in Table 1, below.

“Maximum Special Tax” means the maximum Special Tax, determined in accordance with Section C below, that can be levied in any Fiscal Year on any Assessor’s Parcel of Taxable Property.

“Multifamily Attached Property” means an Assessor's Parcel on which is located a structure or structures with multiple residential dwelling units, all of which are offered for rent and are not available for sale to individual owners.

“Non-Residential Floor Area” means the total building square footage of the non-residential building(s) located on an Assessor’s Parcel, measured from outside wall to outside wall, not including space devoted to stairwells, basement storage, required corridors, public restrooms, elevator shafts, light courts, vehicle parking and areas incident thereto, mechanical equipment incidental to the operation of such building, and covered public pedestrian circulation areas, including atriums, lobbies, plazas, patios, decks, arcades and similar areas, except such public circulation areas or portions thereof that are used solely for commercial purposes. The determination of Non-Residential Floor Area shall be made by reference to the building permit(s) issued for such Assessor’s Parcel and/or to the appropriate records kept by the City's Building Division or the County's Building and Safety Division, as reasonably determined by the CFD Administrator.

“Non-Residential Property” means all Assessor’s Parcels of Developed Property for which a building permit permitting the construction thereon of one or more non-residential facilities has been issued by the City or the County.

“Outstanding Bonds” means all CFD No. 2013-1 Bonds which are outstanding under an Indenture.

“Property Owner Association Property” means, for each Fiscal Year, (i) any property within the boundaries of CFD No. 2013-1 that was owned by a property owner association, including any master or sub-association, as of January 1 of the prior Fiscal Year, (ii) any property located in a Final Subdivision that was recorded as of the May 1 preceding the Fiscal Year in which the Special Tax is being levied and which, as determined from such Final Subdivision, is or will be open space, a common area recreation facility, or a private street, or (iii) any property which, as of the May 1 preceding the Fiscal Year for which the Special Tax is being levied, has been conveyed, irrevocably dedicated, or irrevocably offered to a property owner’s association, including any master or sub-association, provided such conveyance, dedication, or offer is submitted to the CFD Administrator by May 1 preceding the Fiscal Year for which the Special Tax is being levied.

“Proportionately” means, for Developed Property, that the ratio of the actual Special Tax levy to the Maximum Special Tax is equal for all Assessor’s Parcels of Developed Property.

“Public Property” means property within the boundaries of CFD No. 2013-1 that is (i) owned by, or irrevocably offered or dedicated to, the federal government, the State, the County, the

City, CMWD, or any local government or other public agency, provided that any property leased by a public agency to a private entity and subject to taxation under Section 53340.1 of the Act shall not be considered Public Property and shall be taxed and classified according to its actual use; or (ii) encumbered by a public utility easement making impractical its use for any purpose other than that set forth in the easement.

“Rate and Method of Apportionment” or **“RMA”** means this Rate and Method of Apportionment of Special Tax.

“Residential Property” means all Assessor’s Parcels of Developed Property for which a building permit permitting the construction thereon of one or more residential dwelling units has been issued by the City or the County. Residential Property includes Single Family Detached Units, Condominium Units and units located on Multi-Family Attached Property.

“Single Family Detached Unit” means an individual residential dwelling unit that does not share a common wall with another residential dwelling unit.

“Special Tax” means the special tax to be levied in each Fiscal Year on each Assessor’s Parcel of Taxable Property within CFD No. 2013-1 to fund the Special Tax Requirement.

“Special Tax Requirement” means that amount required in any Fiscal Year, commencing in Fiscal Year 2013-2014, for CFD No. 2013-1 to: (i) pay debt service on all Outstanding Bonds due in the calendar year commencing in such Fiscal Year; (ii) pay periodic costs with respect to the CFD No. 2013-1 Bonds, including but not limited to, costs of credit enhancement and federal arbitrage rebate payments due in the calendar year commencing in such Fiscal Year; (iii) pay Administrative Expenses payable or expected to be payable in the calendar year commencing in such Fiscal Year; (iv) pay any amounts required to establish or replenish any reserve funds for all Outstanding Bonds; (v) replace revenue that CFD No. 2013-1 reasonably expects not to receive due to anticipated Special Tax delinquencies, if and to the extent deemed necessary and supported by a written explanation and calculation; (vi) pay any litigation expenses and costs CMWD is required to pay to Golden State Water Company pursuant to California Code of Civil Procedure Section 1268.610 et seq. if CMWD files eminent domain to acquire Golden State’s Ojai water utility and the eminent domain proceeding is abandoned or dismissed for any reason; (vii) pay directly for the acquisition or construction of Authorized Facilities; less (viii) a credit for funds available to reduce the annual Special Tax levy.

“State” means the State of California.

“Taxable Property” means all of the Assessor’s Parcels of Developed Property within the boundaries of CFD No. 2013-1 which are not exempt from the Special Tax pursuant to applicable law or Section E below.

“Trustee” means the trustee or fiscal agent under the Indenture.

“Undeveloped Property” means property that is not Developed Property, Property Owner Association Property or Public Property.

B. ASSIGNMENT TO LAND USE CATEGORIES

Each Fiscal Year, all Taxable Property within CFD No. 2013-1 shall be classified as Developed Property, Undeveloped Property, Property Owner Association Property or Public Property, and shall be subject to Special Taxes in accordance with this Rate and Method of Apportionment determined pursuant to Sections C and D below.

C. MAXIMUM SPECIAL TAX RATE

Developed Property shall be assigned to Land Use Classes 1 through 8 as listed in Table 1 below.

(1). Maximum Special Tax

The Maximum Special Tax for each Assessor’s Parcel determined to be Developed Property shall be based on the Land Use Class in Table 1 within which such Assessor’s Parcel is classified. As indicated in the table, the Maximum Special Tax may be increased after the CFD sells an additional Bond Issue.

TABLE 1

**Maximum Special Tax for Developed Property within
Community Facilities District No. 2013-1 (Ojai)
Fiscal Year 2013-2014**

Land Use Class	Description	Parcel Square Footage	Maximum Special Tax	
			Prior to 2nd Bond Issue	After 2nd Bond Issue
1	Single Family Detached Unit	43,560 Sq. Ft. or greater	\$345 per unit	\$2,093 per unit
2	Single Family Detached Unit	22,000 to less than 43,560 Sq. Ft.	\$203 per unit	\$1,235 per unit
3	Single Family Detached Unit	10,000 to less than 22,000 Sq. Ft.	\$122 per unit	\$741 per unit
4	Single Family Detached Unit	Less than 10,000 Sq. Ft.	\$79 per unit	\$480 per unit
5	Condominium Unit	NA	\$67 per unit	\$407 per unit
6	Multifamily Attached Property	NA	\$57 per unit	\$349 per unit

Land Use Class	Description	Parcel Square Footage	Maximum Special Tax	
			Prior to 2nd Bond Issue	After 2nd Bond Issue
7	Commercial Property	NA	\$0.050 per square foot of Non-Residential Floor Area	\$0.303 per square foot of Non-Residential Floor Area
8	Industrial Property	NA	\$0.026 per square foot of Non-Residential Floor Area	\$0.159 per square foot of Non-Residential Floor Area

(2). Increase in the Maximum Special Tax

The Fiscal Year 2013-14 Maximum Special Tax, identified in Table 1 above, shall increase annually, commencing on July 1, 2014 and on July 1 of each Fiscal Year thereafter, by an amount equal to two percent (2%) of the amount in effect for the previous Fiscal Year.

(3). Multiple Land Use Classes

In some instances an Assessor's Parcel of Developed Property may contain more than one Land Use Class. The Maximum Special Tax levied on an Assessor's Parcel in such case shall be the sum of the Maximum Special Tax for all Land Use Classes located on that Assessor's Parcel. The CFD Administrator's allocation to each type of property shall be final in the absence of manifest error.

D. METHOD OF APPORTIONMENT OF THE SPECIAL TAX

Commencing with Fiscal Year 2013-14 and for each following Fiscal Year, the CFD Administrator shall determine the Special Tax Requirement and shall provide for the levy the Special Tax as follows:

The Special Tax shall be levied Proportionately on each Assessor's Parcel of Developed Property at up to 100% of the Maximum Special Tax in order to satisfy the Special Tax Requirement.

Notwithstanding the above, under no circumstances will the Special Tax levied in any Fiscal Year against any Assessor's Parcel of Residential Property for which a Certificate of Occupancy has been issued be increased by more than ten percent above the amount that would have been levied in that Fiscal Year as a consequence of delinquency or default by the owner(s) of any other Assessor's Parcel(s) within CFD No. 2013-1.

E. EXEMPTIONS

No Special Tax shall be levied on Public Property and/or Property Owner Association Property in CFD No. 2013-1. However, should an Assessor's Parcel no longer be classified as Public Property or Property Owner Association Property, it shall become subject to the Special Tax.

F. MANNER OF COLLECTION

The Special Tax shall be collected in the same manner and at the same time as ordinary ad valorem property taxes; provided, however, that CMWD may directly bill the Special Tax, and/or may collect Special Taxes at a different time or in a different manner if necessary to meet its financial obligations, and may covenant to foreclose and may actually foreclose on delinquent Assessor's Parcels.

G. APPEALS AND INTERPRETATIONS

Any landowner or resident who feels that the amount of the Special Tax levied on his/her Assessor's Parcel is in error may submit a written appeal to the CFD Administrator, provided that the appellant is current in his/her payment of Special Taxes. During the pendency of an appeal, all Special Taxes previously levied must be paid on or before the payment date established when the levy was made. The CFD Administrator shall review the appeal and if the CFD Administrator concurs, the amount of the Special Tax levied shall be appropriately modified through an adjustment to the Special Tax levy in the following Fiscal Year. No refunds shall be given in the current Fiscal Year.

The CFD Administrator may interpret this Rate and Method of Apportionment for purposes of clarifying any ambiguity and/or making determinations relative to the annual administration of the Special Tax and any landowner or resident appeals. Any decision of the CFD Administrator shall be final and binding as to all persons.

H. PREPAYMENT OF THE SPECIAL TAX

The following additional definitions apply to this Section H:

"CFD Public Facilities Costs" means either \$42,250,000 in 2013 dollars, which shall increase by the Construction Inflation Index on July 1, 2014, and on each July 1 thereafter, or such lower number as (i) shall be determined by the CFD Administrator as sufficient to provide funding for all of the Authorized Facilities, or (ii) shall be determined by CMWD concurrently with a covenant that it will not issue any more CFD No. 2013-1 Bonds (except refunding bonds) to be supported by the Special Tax levy under this Rate and Method of Apportionment as described in Section D herein.

"Construction Inflation Index" means the annual percentage change in the Engineering News Record Building Cost Index for the City of Los Angeles, measured as of the month of December in the calendar year which ends in the previous Fiscal Year. In the event this index ceases to be published, the Construction Inflation Index shall be another index as determined by the CFD

Administrator that is reasonably comparable to the Engineering News Record Building Cost Index for the City of Los Angeles.

“Future Facilities Costs” means the CFD Public Facilities Costs minus (i) costs of Authorized Facilities previously paid from the Improvement Fund, (ii) moneys currently on deposit in the Improvement Fund available to pay costs of Authorized Facilities, (iii) moneys currently on deposit in an escrow fund that are expected to be available to finance the cost of Authorized Facilities, and (iv) the amount the CFD Administrator reasonably expects to derive from the reinvestment of these funds.

“Improvement Fund” means a fund or account specifically identified in the Indenture to hold funds which are currently available for expenditure to acquire or construct Authorized Facilities.

“Previously Issued Bonds” means, for any Fiscal Year, all Outstanding Bonds that are still outstanding under the Indenture after the principal payment date following the current Fiscal Year.

1. Prepayment in Full

The obligation of the Assessor’s Parcel to pay the Special Tax may be fully prepaid and permanently satisfied as described herein, provided that a prepayment may be made only for Assessor’s Parcels of Developed Property, or an Assessor’s Parcel of Undeveloped Property for which a building permit has been issued, and only if there are no delinquent Special Taxes with respect to such Assessor’s Parcel at the time of prepayment. An owner of an Assessor’s Parcel intending to prepay the Special Tax obligation shall provide the CFD Administrator with written notice of intent to prepay. Within 30 days of receipt of such written notice, the CFD Administrator shall notify such owner of the prepayment amount for such Assessor’s Parcel. The CFD Administrator may charge such owner a reasonable fee for providing this service. If there are Outstanding Bonds, prepayment must be made not less than 30 days prior to the next occurring date that notice of redemption of CFD No. 2013-1 Bonds from the proceeds of such prepayment may be given by the Trustee pursuant to the Indenture.

The Special Tax Prepayment Amount (defined below) shall be calculated as summarized below (capitalized terms as defined below):

	Bond Redemption Amount
plus	Redemption Premium
plus	Future Facilities Amount
plus	Defeasance Amount
plus	Prepayment Fees and Expenses
less	Reserve Fund Credit
less	Capitalized Interest Credit
Total: equals	Special Tax Prepayment Amount

As of the proposed date of prepayment, the Special Tax Prepayment Amount shall be calculated as follows:

1. Confirm that no Special Tax delinquencies apply to such Assessor's Parcel.
2. For Assessor's Parcels of Developed Property, compute the Maximum Special Tax. For Assessor's Parcels of Undeveloped Property for which a building permit has been issued, compute the Maximum Special Tax for that Assessor's Parcel as though it were already designated as Developed Property, based upon the building permit which has already been issued for such Assessor's Parcel.
3. Divide the Maximum Special Tax computed pursuant to paragraph 2 by the total estimated Maximum Special Tax levy for the entire CFD No. 2013-1 based on the Developed Property Special Tax which could be levied in the current Fiscal Year on all Developed Property CFD No. 2013-1, excluding any Assessor's Parcels which have been prepaid.
4. Multiply the quotient computed pursuant to paragraph 3 by the Previously Issued Bonds to compute the amount of Previously Issued Bonds to be retired and prepaid (the "Bond Redemption Amount").
5. Multiply the Bond Redemption Amount computed pursuant to paragraph 4 by the applicable redemption premium (e.g., the redemption price-100%), if any, on the Previously Issued Bonds to be redeemed (the "Redemption Premium").
6. Compute the current Future Facilities Costs.
7. Multiply the quotient computed pursuant to paragraph 3 by the amount determined pursuant to paragraph 6 to compute the amount of Future Facilities Costs to be prepaid (the "Future Facilities Amount").
8. Compute the amount needed to pay interest on the Bond Redemption Amount from the bond principal payment date following the current Fiscal Year until the earliest redemption date for the Previously Issued Bonds. Notwithstanding the above, if the Previously Issued Bonds may be redeemed in the current Fiscal Year, but after the date of prepayment, the amount needed to pay the interest under this step shall equal zero.
9. Determine the Special Tax levied on the Assessor's Parcel in the current Fiscal Year which has not yet been paid.
10. Compute the minimum amount the CFD Administrator reasonably expects to derive from the reinvestment of the Special Tax Prepayment Amount less the Future Facilities Amount and the Prepayment Fees and Expenses (defined below) from the date of prepayment until the redemption date for the Previously Issued Bonds to be redeemed with the prepayment.
11. Add the amounts computed pursuant to paragraphs 8 and 9 and subtract the amount computed pursuant to paragraph 10 (the "Defeasance Amount").

12. The prepayment fees and expenses of CFD No. 2013-1 are as calculated by the CFD Administrator and include the costs of computation of the prepayment, the costs to invest the prepayment proceeds, the costs of redeeming CFD No. 2013-1 Bonds, and the costs of recording any notices to evidence the prepayment and the redemption (the “Prepayment Fees and Expenses”).
13. The reserve fund credit (the “Reserve Fund Credit”) shall equal the lesser of: (a) the expected reduction in the reserve requirement (as defined in the Indenture), if any, associated with the redemption of Previously Issued Bonds as a result of the prepayment, or (b) the amount derived by subtracting the new reserve requirement (as defined in the Indenture) in effect after the redemption of Previously Issued Bonds as a result of the prepayment from the balance in the reserve fund on the prepayment date, but in no event shall such amount be less than zero. No Reserve Fund Credit shall be granted if the amount then on deposit in the reserve fund for the Previously Issued Bonds is below the reserve requirement (as defined in the Indenture).
14. If any capitalized interest for the Previously Issued Bonds is projected to remain unexpended as of the date immediately following the principal payment following the current Fiscal Year, a capitalized interest credit shall be calculated by multiplying the quotient computed pursuant to paragraph 3 by the expected balance in the capitalized interest fund or account on such date (the “Capitalized Interest Credit”).
15. The Special Tax prepayment is equal to the sum of the amounts computed pursuant to paragraphs 4, 5, 7, 11 and 12, less the amounts computed pursuant to paragraphs 13 and 14 (the “Special Tax Prepayment Amount”).

From the Special Tax Prepayment Amount, the amounts computed pursuant to paragraphs 4, 5, 11, 13 and 14 shall be deposited into the appropriate fund as established under the Indenture and be used to retire CFD No. 2013-1 Bonds or make debt service payments. The amount computed pursuant to paragraph 7 shall be deposited into the Improvement Fund. The amount computed pursuant to paragraph 12 shall be retained by CMWD.

Upon confirmation of the payment of the current Fiscal Year’s Special Tax levy as determined under paragraph 9 (above), the CFD Administrator shall remove the current Fiscal Year’s Special Tax levy for such Assessor’s Parcel from the County tax rolls. With respect to any Assessor’s Parcel that is prepaid, the CFD Administrator shall cause a suitable notice to be recorded in compliance with the Act, to indicate the prepayment of the Special Tax and the release of the Special Tax lien on such Assessor’s Parcel, and the obligation of such Assessor’s Parcel to pay the Special Tax shall cease.

Notwithstanding the foregoing, no Special Tax prepayment shall be allowed unless, at the time of such proposed prepayment, the amount of Maximum Special Tax that may be levied on Taxable Property within CFD No. 2013-1 (after excluding the property exempted under Section E herein) after the proposed prepayment is at least equal to the sum of (i) the Administrative Expenses, as defined in Section A above, and (ii) 1.10 times the debt service necessary to support the remaining Outstanding Bonds in each corresponding Fiscal Year.

2. Prepayment in Part

The obligation of the Assessor's Parcel to pay the Special Tax may be partially prepaid as described herein, provided that a partial prepayment may be made only for Assessor's Parcels of Developed Property, or an Assessor's Parcel of Undeveloped Property for which a building permit has been issued, and only if there are no delinquent Special Taxes with respect to such Assessor's Parcel at the time of partial prepayment. The amount of the prepayment shall be calculated as in Section H.1; except that a partial prepayment shall be calculated according to the following formula:

$$PP = [(PE - PFE) \times D] + PFE$$

These terms have the following meaning:

PP = the partial prepayment.

PE = the Special Tax Prepayment Amount calculated according to Section H.1.

D = the percentage, expressed as a decimal, by which the owner of the Assessor's Parcel is partially prepaying the Special Tax.

PFE = the Prepayment Fees and Expenses calculated according to Section H.1.

The owner of any Assessor's Parcel who desires such prepayment shall notify the CFD Administrator of such owner's intent to partially prepay the Special Tax and the percentage by which the Special Tax shall be prepaid. The CFD Administrator shall provide the owner with a statement of the amount required for the partial prepayment of the Special Tax for his/her Assessor's Parcel within 30 days of the request and may charge a reasonable fee for providing this service. With respect to any Assessor's Parcel that is partially prepaid, the CFD Administrator shall (i) distribute or cause to be distributed the funds remitted to it according to Section H.1, and (ii) indicate in the records of CFD No. 2013-1 that there has been a partial prepayment of the Special Tax and that a portion of the Special Tax with respect to such Assessor's Parcel, equal to the outstanding percentage (1.00 - D) of the remaining Maximum Special Tax, shall continue to be levied on such Assessor's Parcel pursuant to Section D herein.

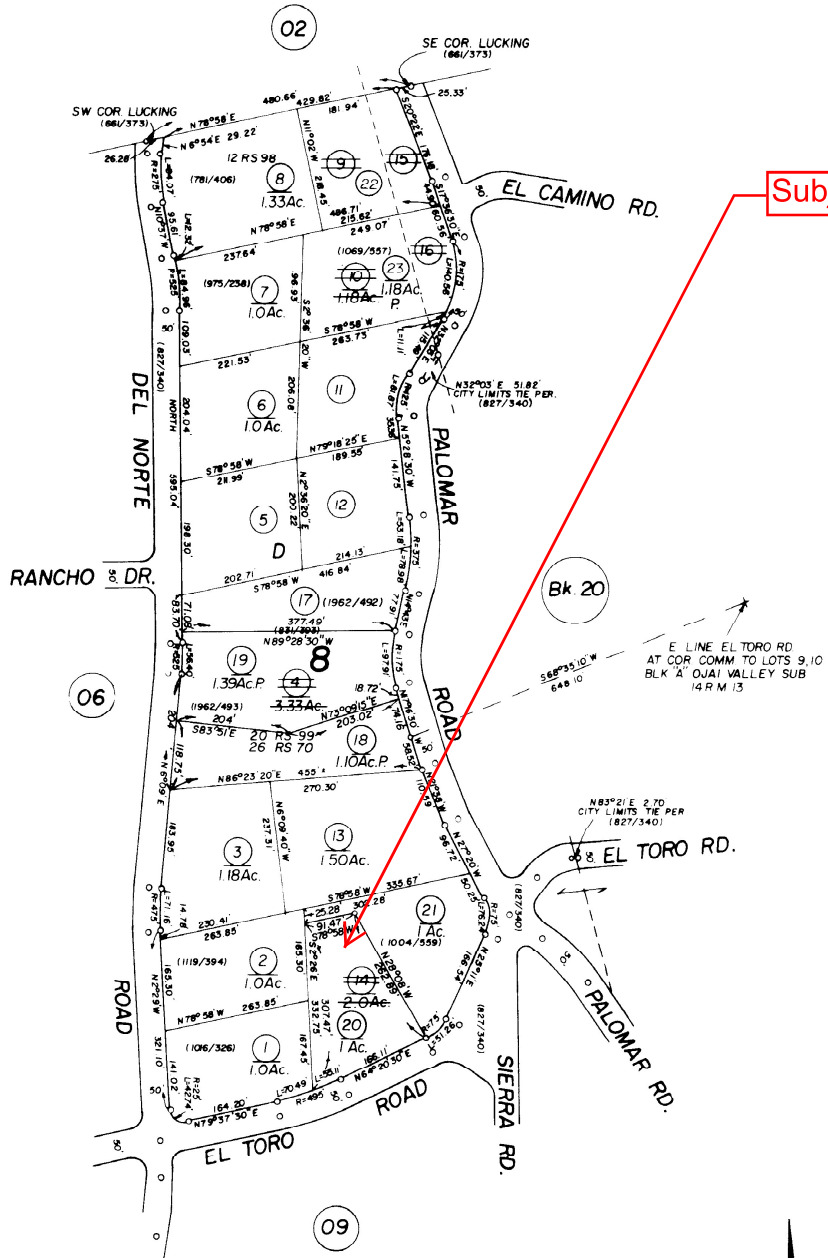
I. TERM OF SPECIAL TAX

The Special Tax shall be levied for a period not to exceed forty years commencing with Fiscal Year 2013-14, provided however that the Special Tax will cease to be levied in an earlier Fiscal Year if the CFD Administrator has determined that all required interest and principal payments on the CFD No. 2013-1 Bonds have been paid.

ATTACHMENT B

**ASSESSOR PARCEL MAP
(SUBJECT PROPERTY)**

The Ojai Valley Co. Sub., Unrecorded
 Rancho Ojai, Bard Sub., M.R. Bk.5, Pg.25 1/2



Subject Property

RANCHO OJAI, P.O.R. TRACT 8


Tax Rate Area
 70120

019-07

NOTE: ASSESSOR PARCELS SHOWN ON THIS PAGE
 DO NOT NECESSARILY CONSTITUTE LEGAL LOTS.
 CHECK WITH COUNTY SURVEYORS OFFICE OR
 CANNON DESIGN TO VERIFY.

DRAWN	REVISED	11-15-2000
REDRAWN	CREATED	
INKED	PLOTTED/EFFECTIVE	ROLL
	PREVIOUS Bk. Partion Pg.	
Compiled By Ventura County Assessor's Office		

UNINCORPORATED AREA
 Ventura County Assessor's Map.
 Assessor's Block Numbers Shown in Ellipse.
 Assessor's Parcel Numbers Shown in Circles.
 Assessor's Mineral Numbers Shown in Squares.



Draft Casitas MWD Community Facilities District 2013-1 Assessment Refund Policy

March XX, 2023

Purpose

Provide clarity for the public as to the ability for property owners within the Casitas MWD Community Facilities District 2013-1 (CFD 2013-1) to apply for and receive refunds of past assessments.

Policy

It is the policy of the Board of Directors of the Casitas MWD CFD 2013-1 that refund of property assessments from previous fiscal years in conjunction with the Casitas MWD CFD 2013-1 is hereby forbidden.

MEMORANDUM

TO: Board of Directors
From: Michael L. Flood, General Manager
RE: FY 2023-2024 Casitas Water Supply and Demand Assessment
Date: April 7, 2023

RECOMMENDATION

Discuss water supply and demand assessment and adopt a resolution declaring a Stage 1 Condition.

1. BACKGROUND

In accordance with the direction provided in the Water Efficiency and Allocation Program, adopted May 12, 2021 and revised on March 22, 2023, the Board of Directors are to receive an annual assessment of local water supplies, water demands, and current effectiveness of water demand reduction measures. The information in the assessment may necessitate the consideration and direction from the Board of Directors for further actions to preserve water supply for the future.

2. ANNUAL EVENT SUMMARY

The annual event summary is to provide insight to unusual events that have occurred within the boundaries of the Casitas Municipal Water District. The key events are as follows:

- a) Rainfall totals in the watershed reached levels not seen in two decades with some areas reaching totals of over 60" for the season. This has added more than 93,000 Acre-Feet of water supply to Lake Casitas bringing the reservoir to nearly 70% of full capacity.
- b) With the abundant amount of rainfall, large amounts of debris impacted the Robles Fish Passage and Diversion facility. Most significantly, the Robles Forebay is completely filled with boulders, rocks, and sediment which will require a cleanout in order to prevent operational impacts to the facility.
- c) Under the California Water Action Plan, the State Water Resources Control Board (SWRCB) and California Department of Fish and Wildlife (CDFW) are working to identify potential actions that may be taken to enhance and establish instream flow for anadromous fish in five priority streams, including the Ventura River. The State's potential actions to establish instream flows could have a significant impact to available water supplies within the Ventura River watershed. Casitas has been carefully monitoring and reviewing the State's work and providing technical comments throughout the process. There will likely be no impact on water supply for the next twelve months resulting from these studies.

- d) The Casitas Municipal Water District has continued to cope with the demands of the acquisition of the Ojai Water System. The acquisition transferred to Casitas the operations and maintenance of the Ojai Water System including six groundwater wells in the Ojai Groundwater Basin which have an ongoing goal of maximizing the use of groundwater for that system through both maintenance and planning for future improvements.
- e) A groundwater adjudication commenced in the Ojai Valley area through an amended cross complaint filed with the California Superior Court on September 21, 2018. This action included not only Casitas but also many public and private water users in the Ojai Valley. This is of special significance to the District due to its operation of groundwater wells within the basins under question in addition to its right to divert water from the Ventura River. There will likely be no impact on water supply for the next twelve months as a result of this action.

3. ASSESSMENTS

The assessments are to be considered in the implementation of a Water Shortage Condition Stage and the demand reduction measures for Fiscal Year 2023-2024.

WEATHER CONDITIONS.

Long-term average rainfall at Matilija Dam and Casitas Dam are 28.23 and 23.31 inches, respectively, based on records dating back to the 1957-1958 Water Year. During the period of 2012 through 2022, the Ventura River watershed was in an extreme to moderate drought condition with less than average rainfall amounts (Table 1) that were insufficient to cause the restoration of local water resources to previous levels. Rainfall totals during the 2023 winter season were far above the long-term average rainfall for Matilija and Casitas Dam locations and have had a positive impact to District water supplies in the early months of 2023.

Table 1 – Rainfall Totals for Matilija Dam and Casitas Dam (inches)

Water Year	2012	2013	2014	2015	2016	2017	2018	2019	2020	2021	2022	2023	Avg.
Matilija Dam	14.21	11.85	14.76	17.57	13.35	31.98	16.75	37.54	16.46	6.42	19.68	63.33	21.83
Casitas Dam	15.11	10.99	9.90	11.65	11.07	30.75	9.89	24.77	13.93	6.39	15.22	45.91	17.13

The winter storms of 2022-2023 provided more than 93,000 Acre-Feet of water supply to Lake Casitas. The annual rainfall total during the period of October 1, 2022 to March 31, 2023, at Matilija Dam and Casitas Dam are 63.33 and 45.91 inches respectively.

Wet conditions have also affected the State of California as a whole with Ventura County classified as being in a ‘None’ condition by the United States Drought Monitor as of April 4, 2023 (See Attachment #1).

WATER RESOURCES

The primary water resources that provide water to Casitas MWD are collectively the groundwater basins of the Upper Ventura River and Ojai; and surface water storage at Lake Casitas.

Groundwater Basins

The winter of 2022-23 brought extensive recovery to the local groundwater basins within Casitas' district boundaries. The rainfall events caused significant flows with large amounts of debris and silt from the watershed.

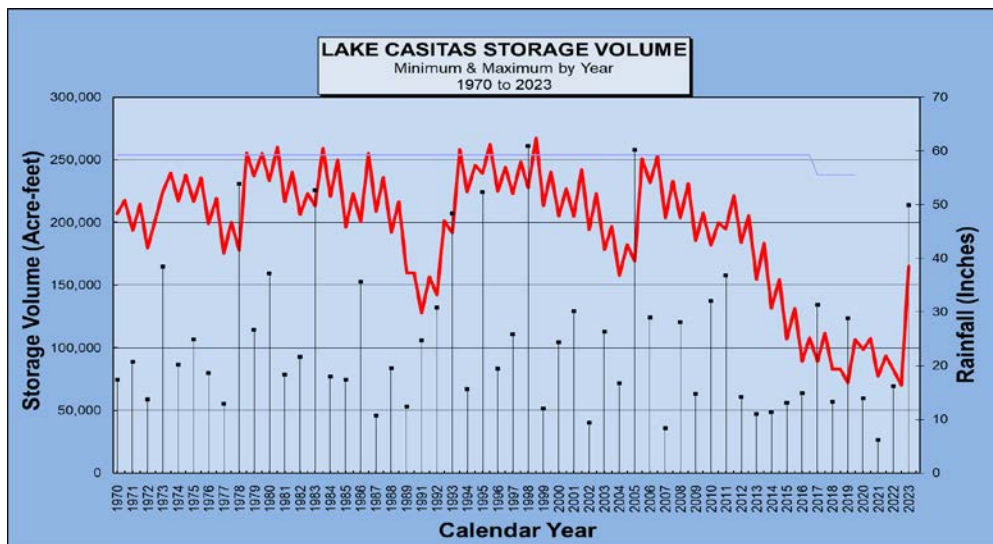
The Upper Ventura River groundwater levels have seen a recovery during the last twelve months. The recent data presented by the Ventura River Water District illustrates that groundwater levels are 21.0 feet above the April 1st static water level average (see April, 2023 VRWD Ground Water Level Chart – Attachment #2). The storage in the Upper Ventura River Basin will continue to allow groundwater pumpers in this basin to minimize their use of Lake Casitas supply over the next twelve months.

The Ojai groundwater basin is a primary water source for the Ojai Valley's urban and agricultural water demands. The basin's groundwater storage increased an approximate 109.62 feet in water elevation recorded at a key well in the basin since November 4, 2022. The Ojai basin Groundwater Management Agency has reported that the Ojai basin has an estimated storage of 77,600 acre-feet (97% capacity) at this same time (See OBGMA Summary Sheet – Attachment #3). This supply should allow groundwater pumpers in this basin to minimize their use of Lake Casitas supply during the next twelve months.

Surface Water Storage

Lake Casitas is the primary source of water supply for the Casitas Municipal Water District. Its construction in the 1950's was as a supplemental supply to local groundwater and as a primary source for areas that do not have groundwater. Figure 1 presents the annual high-low water storage fluctuations that Lake Casitas has experienced since 1970. Lake Casitas storage was last at full storage capacity in May 2006 and has since been in a declining storage trend due to drought conditions, evaporation, environmental conditions, and water use. This year has shown a sharp reversal of that trend.

Figure 1 – Lake Casitas Storage Volume and Annual Rainfall Trend (1970 to April 2023)



On January 1, 2018, Casitas officially changed the storage table based on a bathymetric survey conducted at Lake Casitas. The volume stored at each designated percentage specified in the Water Efficiency and Allocation Program (WEAP) is changed to reflect the data provided by the bathymetric survey as follows:

Table 2 – WEAP Stages and Lake Casitas Volumes

Stage	<u>Stage 1</u>	<u>Stage 2</u>	<u>Stage 3</u>	<u>Stage 4</u>	<u>Stage 5</u>
Percent Storage	100%	50%	40%	30%	25%
Volume (Acre-feet)	237,975	118,988	95,190	71,393	59,494

WATER DEMAND

In FY 2013-14, the Casitas water demands from Lake Casitas reached 20,417 acre-feet, while Lake Casitas was still in a Stage 1 condition. In April 2014, the State’s Drought Emergency Declaration raised the public awareness to the on-going drought throughout California, the severe conditions in the State Water Project, and the growing scarcity of water for agriculture and communities statewide.

In April 2015, Lake Casitas storage declined to fifty percent of its storage capacity and the Casitas Board of Directors declared that a Stage 2 condition existed for the Lake Casitas supply. In doing so, the Board of Directors initiated Stage 2 mandatory water demand reduction requirements with the further adoption of a revised Water Efficiency and Allocation Plan (WEAP). A key element of the WEAP was the assignment of individual water allocations for residential, commercial and agricultural beneficial water uses, and the assignment of a conservation penalty for water use that was in exceedance of the assigned water allocation.

In June 2016, the Casitas Board of Directors declared that a Stage 3 condition existed as Lake Casitas continued to decline to 100,000 acre-feet of water in storage. The Stage 3 declaration implemented a conservation penalty of \$5.00 per unit and limited the supply available for new water use to 10 acre-feet per fiscal year.

In April 2017, the Casitas Board of Directors continued the Stage 3 declaration, pending possible further decline of Lake Casitas storage to a Stage 4 level.

From December 2018 through February 2019, the Casitas Board of Directors considered the possibility of a Stage 4 declaration but decided to forego the declaration based on the strong conservation response from the community (near a Stage 5 level) combined with rainfall that added significant supply volume to Lake Casitas in early 2019.

Early April 2020 saw a moderate set of storms allowing Lake Casitas storage levels to remain above 105,000 Acre-Feet, however a Stage 3 declaration was left in place for the 2021 Fiscal Year.

The 2021 Fiscal Year water demands were 13,404 Acre-Feet, an increase of 3,604 Acre-Feet over the Fiscal Year 2020 demand coupled with the lowest local rainfall amounts in more than fifty years. The Stage 3 declaration was left in place for the 2022 Fiscal Year.

During the 2022 Fiscal Year, water demands were 12,067 Acre-Feet, a decrease of 1,337 Acre-Feet. The water year had started out promising with significant rainfall in December 2022 but led to a dry winter/spring. The Stage 3 declaration was left in place for the 2023 Fiscal Year.

At this time, Fiscal Year 2023 demands are down by 2,295 Acre-Feet as compared to the same time in Fiscal Year 2022 with demands expected to reach only 9,700 Acre-Feet by June 30, 2023.

Water Demand Response

A critical function of the WEAP is to manage water supplies in such a manner that prevents Lake Casitas from reaching a minimum pool condition through the implementation of water demand response measures – the assignment of individual water allocations and the implementation of a conservation penalty for water use in excess of the allocation.

Since FY 2013-14, the demand on the Lake Casitas supply continued to decline through the 2020 Fiscal Year (Table 3) in response to the WEAP, water resource changes by large customers, and the heightened customer awareness of water resource conditions. The dry Fiscal Years 2020-2021 and 2021-2022 saw a significant increase in demands. Estimates for Fiscal Year 2022-2023 indicate a continuation of efforts to reduce water use from Lake Casitas which will be, at least partially, attributable to abundant rainfall in the December 2022 through April 2023 period. (Note that the amounts in Table 3 are registered at the Marion Walker Treatment Plant and will differ from amounts reported on the District’s Monthly Consumption Reports).

Table 3 – Water Deliveries from the Lake Casitas Supply

Fiscal Year	2013-14	2014-15	2015-16	2016-17	2017-18	2018-19	2019-20	2020-21	2021-22	2022-23 (Est.)
Lake Casitas Water Deliveries (AF)	20,417	17,339	15,662	13,200	12,322	9,340	8,802	12,460	11,301	9,000
% below 2013-14 Delivery	0	15	23	35	40	55	57	39	45	56
Declared Stage	1	1	2	3	3	3	3	3	3	3

Since Fiscal Year 2016, Lake Casitas water demand has remained below the current Stage 3 demand reduction target of 16,736 Acre-Feet. The targeted goals for each WEAP Stage are listed in Table 4.

Table 4 – WEAP Targeted Demand Reduction Goals per Stage (Based of FY 1989-1990 Lake Casitas Demand of 23,909 Acre-Feet)

	Stage 1 20% Voluntary	Stage 2 20% Mandatory	Stage 3 30% Mandatory	Stage 4 40% Mandatory	Stage 5 50% Mandatory
Demand Reduction Goal (in Acre-Feet)	19,127	19,127	16,736	14,345	11,955

Supply and Demand Analysis

In consideration of an April 2023 start point of approximately 165,000 Acre-feet of storage in Lake Casitas, applying 2013 evaporation, no runoff additions to storage, and comparing three rates of water demands, Figure 2 illustrates the time for Lake Casitas to reach a particular level for the following estimated water demands:

1. A demand of **9,000 Acre-Feet/Year** reflects the estimated 2023 Fiscal Year Lake Casitas demand (middle line).
2. A demand of **8,100 Acre-Feet/Year** reflects a 10% reduction in the estimated 2023 Fiscal Year Lake Casitas demand (top line).
3. A demand of **9,900 Acre-Feet/Year** reflects a 10% increase in the estimated 2023 Fiscal Year Lake Casitas demand (bottom line).

Figure 2 illustrates that with the given demand rates, 2013 evaporation, with no additional rainfall and runoff, Lake Casitas would reach Stage 2 levels in 26 to 30 months, and Stage 3 levels in 42 to 48 months.

Given the conditions noted above, Figure 2 illustrates that Lake Casitas could decline to approximately a 150,000 Acre-Foot capacity by December of 2023.

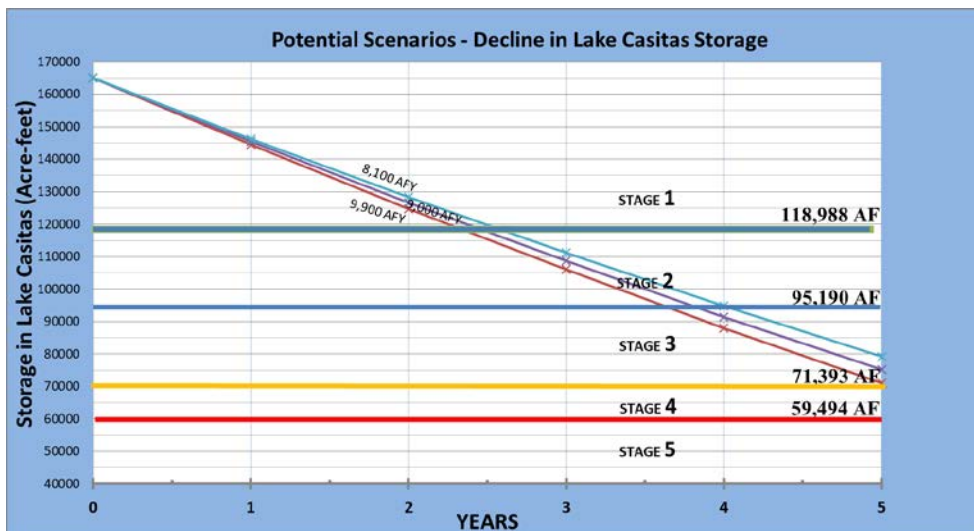


Figure 2 – Hypothetical Decline in Lake Casitas Storage with No Rainfall or Runoff; 2013 Evaporation Rate Every Year; Starting Storage at 165,000 Acre-Feet.

Conservation Penalty

The District has implemented a conservation penalty for water use in excess of the individual customer's Staged allocation. The funds resulting from the conservation penalty are to be applied toward new water supply projects and the water conservation efforts of the District.

In September 2015, and for the remainder of FY 2015-16, the residential water used in excess of the monthly allocation was billed as a conservation penalty at the rate of \$1.00 per unit. Effective July 1, 2016, and continued until the present, the conservation penalty was increased to \$5.00 per unit.

Growth

The service area of the District is experiencing extremely slow growth. Most requests that Casitas receives are related to expansions of residential housing construction. The slow growth rate is indicative of the information illustrated in Table 5. During the past eleven years, Casitas has installed 32 meters and issued 36.07 acre-feet of water allocation. On the average, three meters have been installed per year and new or additional allocation assignments have averaged 3.28 acre-feet per year.

Table 5 – Water Service and Allocation Assignments by Casitas (CY 2012-2022)

Calendar Year	No. of Meters Issued	Allocation Issued (AF)
2012	3	2.22
2013	1	1.88
2014	6	9.85
2015	1	1.27
2016	3	2.08
2017	3	5.54
2018	0	0
2019	6	6.92
2020	3	1.49
2021	4	3.77
2022	2	1.05
Total	32	36.07
Average	3	3.28

4. WATER MANAGEMENT POLICY AND PROGRAMS CURRENTLY IN PLACE

Management Priorities of Casitas Municipal Water District (Resolution No. 93-12)

On March 10th, 1993, the Casitas Board of Directors resolved by Resolution No. 93-12 (1) that Casitas shall manage Lake Casitas and its water supplies so that it can provide back up to other water systems and meet its direct customer demands during droughts.

Water Conservation Program - 1992

Since 1992, Casitas has actively assisted water customers throughout the district with fixture retrofits, irrigation surveys, residential and institutional water use surveys, provision of water conservation materials to local schools, public workshops and presentations on a wide variety of water conservation topics, public messaging, and financing assistance for water well improvements. The Water Conservation Program has partnered with other Ventura County agencies to obtain grants for additional water conservation measures. The Water Conservation Department has also adjusted staffing levels as needed during drought to provide increased customer assistance with meeting conservation targets.

Water Waste Prohibition Ordinance (Ordinance 22-01)

This Ordinance established water waste prohibitions and identified actions against violations of the Ordinance. Casitas staff has been actively engaged with the public reports of water waste.

Water Efficiency and Allocation Program (WEAP)

The WEAP is the key water management tool for long-term drought response and water demand. The WEAP was originally adopted by the Board of Directors in January 1992 and most-recently revised in March 2023. A critical element of the WEAP implementation is to cause water demands to be commensurate to the declared Water Shortage Stage of Lake Casitas.

State of California Drought and Conservation Measures

On April 7, 2017, Governor Brown lifted the January 17, 2014 drought declaration, leaving in place water waste prohibitions and requirements for continuing development of urban and agricultural water use standards to promote continued water conservation (Executive Order B-40-17).

In spring 2021, Governor Newsom proclaimed a drought emergency existed in portions of the State; and by October 2021 expanded the drought proclamation to include all 58 counties in California. In response, the SWRCB developed emergency water use regulations prohibiting wasteful water uses that took effect in January 2022. While most of the SWRCB emergency prohibitions were already adopted and implemented in Casitas' existing waste of water ordinance, Casitas adopted an updated Ordinance 22-01 to reflect all of the SWRCB recent water use prohibitions.

In March 2022, Governor Newsom released Executive Order N-7-22 directing the SWRCB to develop regulations for urban water suppliers to enact, at a minimum, Level 2 of their Water Shortage Contingency Plans and to define "non-functional" turf and ban the irrigation of non-functional turf for commercial, industrial and institutional sectors.

On March 24, 2023, in response to improved Statewide water supply conditions, Governor Newsom released Executive Order N-5-23 ending the requirement that local water agencies implement Level 2 of their Water Shortage Contingency Plans, but maintained that the SWRCB consider a ban of irrigation of non-functional turf for commercial, industrial and institutional sectors. The recent executive order preserves current emergency orders focused on groundwater supply where effects of the multi-year drought are still experienced and retains a state of emergency in all 58 counties to allow for drought response and recovery efforts to continue.

In response to the Governor's directives last year (Executive Order N-7-22), the SWRCB adopted regulations banning use of potable water for irrigation of non-functional turf for commercial, industrial,

and institutional sectors. To maintain consistency with State conservation regulations, Casitas MWD adopted Resolution 2022-30 which is set to expire on June 10, 2023 unless the SWRCB determines it is no longer necessary or the SWRCB renews the regulation. Staff will monitor the SWRCB regulations and return to the Board after the SWRCB decides on whether to terminate or renew the regulation banning irrigation of non-functional turf for commercial, industrial and institutional sectors.

Water Security Projects

The Casitas Municipal Water District is committed to investigating and implementing opportunities to further secure its water supply.

State Water Interties – The Casitas Municipal Water District is monitoring the development of the infrastructure needed for the direct and exchange drought-protection use of the State Water Project water supplies of Casitas, Calleguas MWD, the City of Ventura, and United WCD. This is an opportunity for regional collaboration to address common water supply reliability needs of the entirety of Ventura County. Participation in this project will require future decisions by the Casitas Board of Directors.

Additionally, Casitas and Carpinteria Valley Water District are pursuing State loan/grant funding to increase the size of a current intertie connection as well as build pump stations to provide the ability to move Casitas' State Water Project water supplies directly into Casitas' system.

The preliminary schedule for final completion of these projects is four to eight years.

Ojai Well Field Rehabilitation – This project restored production of the Ojai Well Field wells and included one replacement well. The replacement well has been drilled and equipped and the well began production during the 2023 Fiscal Year.

Comprehensive Water Resources Plan - In 2019, Casitas hired a consultant to analyze current water resources and develop supply options that will support the continued planning efforts of the District. Casitas' stakeholder input was also collected and the draft plan was released to the public in June 2020.

The Casitas Board of Directors continue to review planned water supplies and in 2022, adopted an important planning milestone by declaring a Casitas System Operational Yield of 15,010 Acre Feet per Year and a Planned Demand of 14,525 Acre-Feet per Year.

5. RECOMMENDED WEAP ACTIONS

The following are the staff recommendations for WEAP actions to be considered for adoption by the Board of Directors at the April 12, 2023 Board Meeting:

Customer Demand Reduction Measures

1. **Adopt a Stage 1 Condition**. The level of Lake Casitas has increased greatly in the first three months of 2023 with the addition of over 93,000 Acre-Feet of water supply. Water demands have also decreased over the last twelve months and are expected to remain far below the

WEAP Stage 2 demand target of approximately 19,127 Acre-Feet per Year. While these two factors bode well for next year's water supply, the District should remain cautious until the local weather pattern plays out over the next twelve months.

2. **Enact Stage 1 voluntary water allocations effective June 1, 2023.** If voluntary demand management by customers results in water use that exceeds Casitas' planned water demands during the course of FY 2023-24, the Board should consider additional demand management measures to ensure goals are met by customers.

The system for allocation assignment and billing should continue until such time that the Board makes a different determination. The Board reviews consumption and hydrology information monthly thus it can respond quickly to changes in customer conservation behavior or water supply conditions.

Penalties and Rates

1. **Effective June 1, 2023, discontinue the Conservation Penalty for water use in excess of allocation.**
2. **Continue planned rates for revenue stabilization and cost of service.** The Board adopted water rates to achieve revenue stabilization and cost of service that became effective July 1, 2017 and continued for the following four Fiscal Years with the final approved adjustment being made in July 2021. In early 2022, the Board has initiated a new cost of service study in order to understand the District's current revenue needs and adjustments to water rates. This study is expected to be completed later in the 2023 calendar year.

Issuance of Additional Allocations

1. **Discontinue an annual allocation limit for new or existing water service connections.**

Communications

1. **Communicate the Stage 1 Condition.** Stage 1 is identified as a "Water Conservation" reflecting voluntary conservation measures. Communications should include:
 - a. While water supply conditions have improved, next winter's hydrology is uncertain and ongoing customer efforts to use water efficiently and preserve water supplies remain important in the event of future dry conditions.
 - b. The public is strongly encouraged to continue efforts to save water, in particular continuing efficient landscape water use and taking advantage of the water conservation opportunities offered by the Casitas.
 - c. Extraordinary conservation actions previously taken on the part of the public to reduce water use in response to drought are encouraged but not mandatory.
 - d. Mandatory water use restrictions may be necessary in future years, should climate conditions return to dry conditions that result in a decline in Lake Casitas water levels;

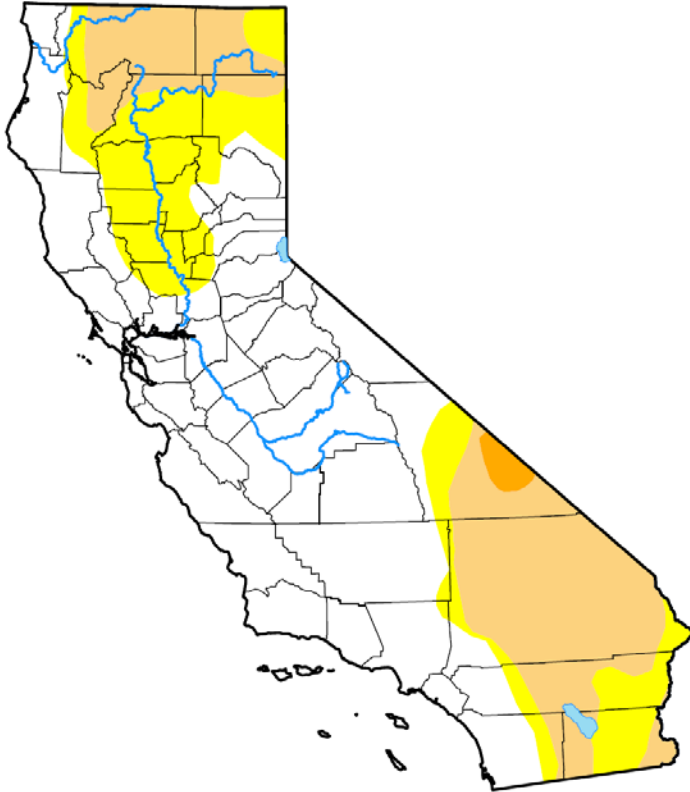
- e. Casitas will continue to enforce its established ordinance prohibiting water waste (Ordinance 22-01).
 - f. The State regulation banning use of potable water for irrigation of non-functional turf for commercial, industrial, and institutional sectors remains in effect.
2. **Continue the public information campaign.** Casitas needs to continue the messaging of local water supply reliability, water security project status, and responsible water use. This can be done through newsletters, website and social media posts, and public workshops.
 3. **Provide regular briefings, publish monthly consumption report.** The billing system provides each customer a monthly status on their water use and the application of conservation penalties. A monthly consumption report is provided to the Board.

ATTACHMENT #1







US Drought Monitor - California

**U.S. Drought Monitor
California**

April 4, 2023
(Released Thursday, Apr. 6, 2023)
Valid 8 a.m. EDT



Intensity:

-  None
-  D0 Abnormally Dry
-  D1 Moderate Drought
-  D2 Severe Drought
-  D3 Extreme Drought
-  D4 Exceptional Drought

The Drought Monitor focuses on broad-scale conditions. Local conditions may vary. For more information on the Drought Monitor, go to <https://droughtmonitor.unl.edu/About.aspx>

Author:

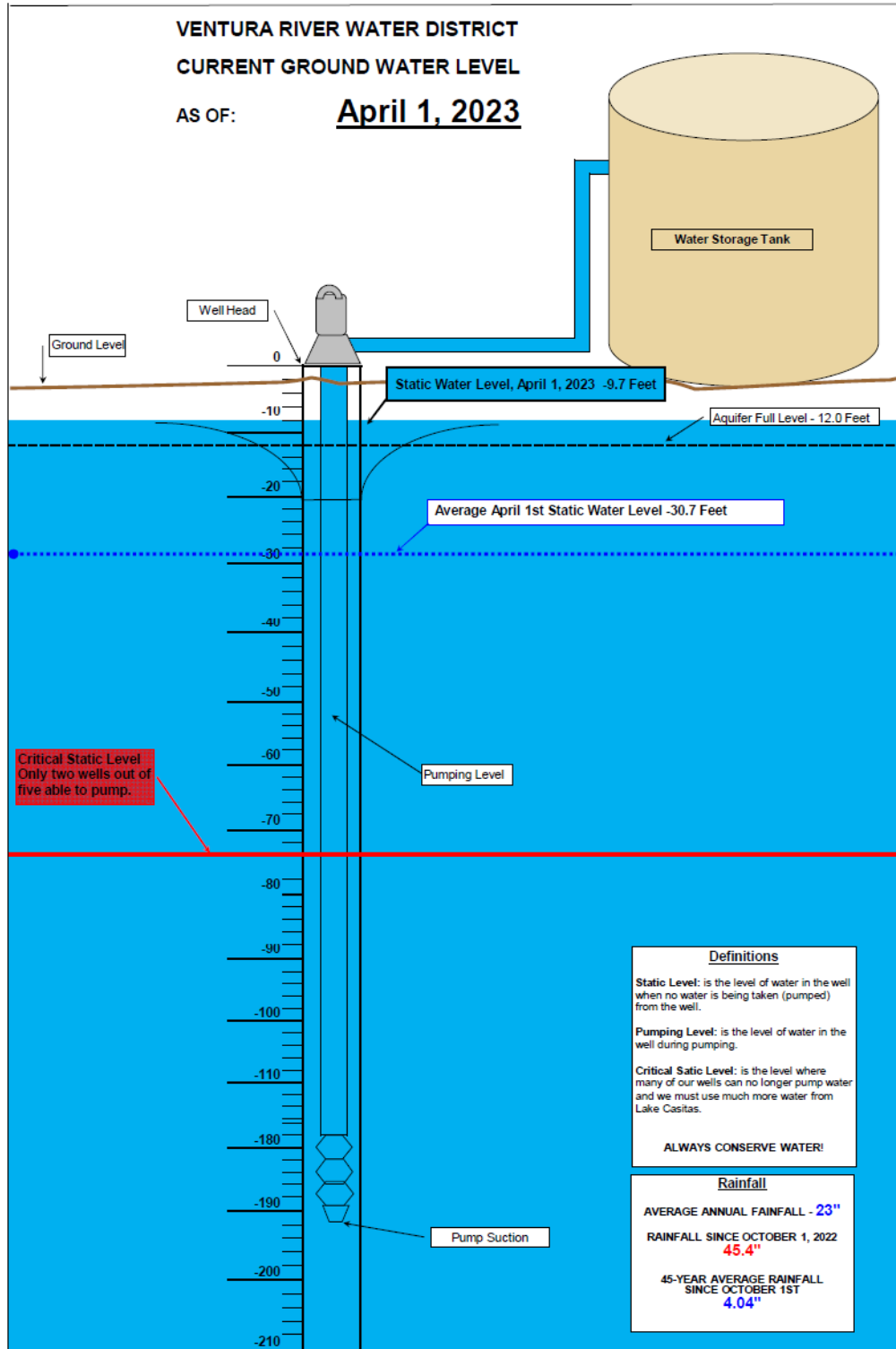
David Simeral
Western Regional Climate Center



droughtmonitor.unl.edu

ATTACHMENT #2

Ventura River Water District April 1, 2023 "Current Groundwater Level" Graphic



ATTACHMENT #3

**OBGMA March 2023 Summary of Ojai Groundwater Basin Conditions
(from the Basin Status Report of the March 27, 2023 OBGMA Board Meeting)**

Key Well Level (March 2023): 48.13' above mean sea level

Key Well Level (November 2022): 195.97' above mean sea level

Current Basin Volume: 77,600 Acre-Feet; 97% of capacity

CASITAS MUNICIPAL WATER DISTRICT

RESOLUTION NO. 23-

RESOLUTION DECLARING A
STAGE 1 CONDITION
FOR ALL CASITAS CUSTOMERS

WHEREAS, on April 26, 2016 the Board of Directors of the Casitas Municipal Water District adopted Resolution 16-09 declaring that a Stage 3 water supply condition did exist at Lake Casitas, and

WHEREAS, on September 14, 2016, the Board of Directors adopted Resolution 16-24 increasing the conservation penalty to \$5 per unit for over allocation water usage; and

WHEREAS, as of April 2023, significant rainfall has occurred in the Ventura River Watershed in recent months, and Lake Casitas storage is approximately 70% of its full capacity of 237,975 Acre-Feet, and

WHEREAS, the 2023-2024 Water Supply Assessment produced by Casitas MWD's General Manager predicts that Lake Casitas will remain above 50% of full capacity prior to the end of the 2023-2024 fiscal year and potentially longer, and

WHEREAS, the Casitas Water Efficiency and Allocation Program adopted on May 12, 2021 and revised on March 22, 2023 identifies greater than fifty (50) percent of storage available in Lake Casitas as the possible Stage 1 condition and subject to voluntary water demand reduction measures to preserve the Lake Casitas water supply for drought conditions; and

WHEREAS, while water supply conditions have improved in recent months, next winter's hydrology is uncertain and ongoing customer efforts to use water efficiently and preserve water supplies remain important in the event of future dry conditions; and

WHEREAS, Article X, Section 2 of the California Constitution declares that the general welfare requires that water resources be put to beneficial use, that waste or unreasonable use or unreasonable method of use of water be prevented and that conservation of water be fully exercised with a view to the reasonable and beneficial use thereof; and

WHEREAS, California Water Code, Section 375, authorizes a water supplier to adopt and enforce a comprehensive water conservation program to reduce water consumption and conserve water supplies; and

NOW, THEREFORE, BE IT RESOLVED by the Board of Directors of the Casitas Municipal Water District as follows:

1) Casitas hereby declares that a Stage 1 Condition exists within the service area of the Casitas Municipal Water District; and

2) The Board of Directors hereby directs staff to take the following actions:

a) Effective upon adoption of this Resolution:

- i. Continue the public information campaign within Casitas Municipal Water District that reduced water use within allocated amounts is encouraged but not mandatory during Stage 1 conditions.
- ii. Continue measures to inform and educate all water users within Casitas Municipal Water District as to methods for achieving the reduction in water use.
- iii. Maintain the current level of public outreach in relation to a specific Stage 1 message.

b) Effective June 1, 2023, implement the following Stage 1 actions and measures:

- i. Rescind Resolutions 16-09 and 16-24 adopted for Stage 3 measures; and
- ii. Increase the allocation of every customer by ten (10) percent to the Stage 1 allocation amount; and
- iii. Discontinue the Conservation Penalty for water usage exceeding monthly allocations for residential customers and annual allocations for all other customers; and

3) The Stage 1 Condition shall be presumed to continue unchanged unless and until a contrary finding is made by the Board by resolution or ordinance.

ADOPTED this 12h day of April, 2023.

Richard Hajas, President
Casitas Municipal Water District

ATTEST:

Rebekah Vieira, Clerk of the Board of Directors
Casitas Municipal Water District

MEMORANDUM

TO: Board of Directors

From: Michael Flood – General Manager

RE: **Award of a professional services agreement for a Casitas MWD water rate study to Bartle Wells Associates in the amount of \$98,775.**

Date: April 7, 2021

RECOMMENDATION:

The Board of Directors approve and authorize the District to enter into contract with Bartle Wells Associates to conduct the Water Cost of Service and Rate Design Study for a not-to exceed fee of \$98,775.

BACKGROUND:

In 2017 a water rate study was completed resulting in the Board adopting a five year increase of 12% per year until 2021. The last water rate adjustment connected with the 2017 Board action went into effect on July, 1 2021.

A Request for Proposal for the water rate study was issued on July 30, 2021 with a contract being subsequently awarded to one of the consultants to work with/update the water rate model developed in 2017.

In the intervening time, Casitas MWD staff has realized that additional complexities have emerged (inflation costs, capital funding, rate structure feedback, etc.) that will require development of an entirely new rate model with a new rate study as its basis.

Casitas MWD staff contacted one of the initial respondents, Bartle Wells Associates and after discussing the current issues was able to obtain a proposal.

Services to be provided include:

- Review and propose modifications to revenue requirements.
- Conduct cost of service analysis.
- Review and propose changes to current rates including:
 - Review the composition and construction of all customer classes

- Evaluation of the District current tiered water rate structure and recommend changes to recover fixed costs and commodity cost
 - Demonstrate that any alternative rate structure is easy to understand and administer and can be accommodated with the existing District billing system and complies with all laws, regulations and policy, are defensible and documented, and are developed to comply with Propositions 218 and 26
 - Provide the District a user-friendly water rate and service fees model.
- Provide presentations to the District's Elected Officials and the public.

DISCUSSION:

The attached proposal from Bartle Wells Associates provides the experience, qualifications, project approach, organization and timeline.

The current desired schedule is to have the new rates in place sometime during the summer months of 2023.

The proposal received from Bartle Wells Associates is attached.

FUNDING SOURCE:

This is an unbudgeted item for fiscal year 2022-2023.

Attachment: Proposal from Bartle Wells Associates dated March 17, 2023

**CASITAS MUNICIPAL WATER DISTRICT
Board of Directors Memo**

DATE: April 7, 2023

TO: Board of Directors

FROM: Michael Flood, General Manager

SUBJECT: Approval of an increase to the Lake Casitas Recreation Area Casitas Water Adventure Replacement Aquatic Play Structure Project budget in the amount of \$150,000.

RECOMMENDATION:

Approve an increase to the Lake Recreation Area Replacement Aquatic Play Structure budget in the amount of \$150,000.

BACKGROUND:

The Casitas Water Adventure began operating the Aquatic Play Structure (APS) in 1998 and expanded in 2003 to include the Lazy River, Lagoon, Splash Pad and Shower House. The CWA provides a safe and sanitary environment to enjoy aquatic recreation to approximately 80,000 guests each summer. The CWA also provides additional revenue to help offset staff costs and operational expenses.

In June 2022, the Board approved the replacement Aquatic Play Structure project with a budget of \$2,765,000 and entered into an installment agreement with a lender for the full amount.

Subsequent operation of the Casitas Water Adventure is estimated to provide a surplus, net of costs, of approximately \$900,000 each season.

DISCUSSION:

The Casitas Water Adventure (CWA) replacement Aquatic Play Structure is currently being installed by the manufacturer and expects to be ready in time for the Memorial Day 2023 opening.

Construction costs to prepare the site including concrete pad and pillar installation were greater than expected and the current budget has been exhausted.

Work remaining includes mostly electrical wiring, installation of control interfaces, and some piping modifications that are expected to be completed with the assistance of contractor services.

Staff expects these additional costs not to exceed \$150,000.

BUDGETARY IMPACT:

This is an unbudgeted expense and would be met with the District's reserves. Proceeds from operation of the Casitas Water Adventure would be used to return these funds to the District during subsequent fiscal years.

An analysis of the estimated net operational revenue from the Casitas Water Adventure for the Summer 2023 season is provided below for reference.

Net Operational Revenue – Summer Season 2023:

Table 3 - Net Operational Revenue: 2023 Summer Season

Operating Season	80	Days
Max Daily Occupancy	1500	Guests
Percentage of occupancy	70%	Occupancy
Entrance Fee	\$23.00	per guest
Estimated Gross Revenue	\$1,932,000.00	
Estimated Expense	<\$700,000.00>	
Estimated Net Operational Revenue	\$1,232,000.00	
Annual Loan Payment	<\$332,885.00>	
Net Revenue after Annual Loan Payment	\$899,115.00	

**CASITAS MUNICIPAL WATER DISTRICT
MEMORANDUM**

TO: BOARD OF DIRECTORS
FROM: MICHAEL FLOOD, GENERAL MANAGER
SUBJECT: VENTURA-SANTA BARBARA COUNTIES INTERTIE
DATE: 04/12/2023

RECOMMENDATION:

- Approve the Resolution Approving the Mitigated Negative Declaration and Mitigation Monitoring and Reporting Program for the Ventura-Santa Barbara Counties Intertie, Adopting the Notice of Determination, and Directing the Notice of Determination to be Filed with the Clerk of the County of Ventura and the Clerk of the County of Santa Barbara

BACKGROUND AND DISCUSSION:

The Initial Study and Mitigated Negative Declaration for the Ventura-Santa Barbara Counties Intertie were approved by the Board at their meeting of March 23, 2022. The attached Resolution formalizes this approval.

BUDGET IMPACT:

There is no budget impact to this action.

Attachments:

- Resolution

CASITAS MUNICIPAL WATER DISTRICT

**RESOLUTION APPROVING THE MITIGATED NEGATIVE DECLARATION AND
MITIGATION MONITORING AND REPORTING PROGRAM FOR THE VENTURA-
SANTA BARBARA COUNTIES INTERTIE,
ADOPTING THE NOTICE OF DETERMINATION,
AND DIRECTING THE NOTICE OF DETERMINATION TO BE FILED WITH THE
CLERK OF THE COUNTY OF VENTURA AND THE CLERK OF THE COUNTY OF
SANTA BARBARA**

WHEREAS, An Initial Study was conducted which determined although the project could have a significant effect on the environment, there will not be a significant effect in this case because mitigation measures have been incorporated into the project.

NOW, THEREFORE, BE IT RESOLVED by the Board of Directors of the Casitas Municipal Water District as follows:

1. The Board finds the Ventura-Santa Barbara Counties Intertie, with the mitigation measures included in the Initial Study will not have a significant effect on the environment.
2. These findings are made pursuant to the provisions of CEQA.
3. The Notice of Determination for the Ventura-Santa Barbara Counties Intertie be adopted by the Board.
4. The Clerk of the Board files the Notice of Determination with the Clerk of the County of Ventura and the Clerk of the County of Santa Barbara.

ADOPTED this 12th day of April 2023.

President,
Casitas Municipal Water District

ATTEST

Secretary,
Casitas Municipal Water District

**CASITAS MUNICIPAL WATER DISTRICT
MEMORANDUM**

TO: BOARD OF DIRECTORS

FROM: MICHAEL L. FLOOD, GENERAL MANAGER

SUBJECT: AUTHORIZE GENERAL MANAGER TO SIGN TASK ORDER AMENDMENT NO. 6 FOR ADDITIONAL ENGINEERING SERVICES FOR WEST AND EAST OJAI AVENUE PIPELINE REPLACEMENT, SPECIFICATION NO. 19-411

DATE: APRIL 12, 2023

RECOMMENDATION:

- Authorize the General Manager to issue Task Order 2018-08 Amendment No. 6 to Water Works Engineers (WWE) for additional engineering services for the West and East Ojai Avenue Pipeline Replacement, Specification No. 19-411, in an amount not to exceed \$95,524.00.

BACKGROUND AND DISCUSSION:

The District's 2018 Condition Based Assessment and Water Master Plan for the Ojai Water System recommended the replacement of existing undersized or aging 6-inch and 8-inch cast iron pipeline on West and East Ojai Avenue starting west of Bristol Road and traversing east to Oak Glen Avenue.

Task Order 2018-08 was issued to Water Works Engineers (WWE) to provide engineering design and support services during construction. Five amendments were approved for additional Engineering Services as listed in the table provided herein. A proposal for Amendment No. 6 from WWE was received for extended support services due to changed conditions during construction.

WWE Amendments

Task Order Amendment No.	Scope	Fee
1	Additional Soil Investigation	\$22,969
2	Fiber optic design (reimbursed by City of Ojai)	\$8,540
3	Permit Applications Supports	\$143,979
4	Design Support Temporary Construction Easement (TCE)	\$8,830
5	<ul style="list-style-type: none"> • 100% Design Revision (Caltrans Future Project) • Construction Groundwater Dewatering Treatment System 	\$23,348
6	<ul style="list-style-type: none"> • Extended Project Management (8 months to 14 months) • Final Bid Documents Additional Design Services • Additional Caltrans Permitting Services • Additional Engineering Services During construction 	\$95,524

BUDGET IMPACT:

The approved Fiscal Year 2022-23 budget for the West and East Ojai Avenue Pipeline Replacement project has sufficient funds to complete this work. There are CFD funds available for this amendment.

Attachment: Proposal from WWE dated April 3, 2023

TASK ORDER NO. 2018-08
Amendment No. 6
April 3, 2023
Water Works Engineers and Casitas Municipal Water District

Ojai Avenue Pipeline Replacement Project (Project):
Additional Design, Permitting Assistance, and Engineering Services During Construction Services

This Task Order is issued by Casitas Municipal Water District (herein referred to as CLIENT) and accepted by Water Works Engineers (herein referred to as ENGINEER) pursuant to the mutual promises, covenants and conditions contained in the most current Engineering Services Agreement between Casitas Municipal Water District and Water Works Engineers.

PROJECT DESCRIPTION

The project specifics are as follows:

Location	Ojai, California
Facility Name	West and East Ojai Avenue Pipelines
Facility Type	Potable Water Mains
Facility Capacity	8-inch pipeline replacements
Existing Facility or Site Description	<ul style="list-style-type: none"> • West Ojai Avenue Pipeline (1,130-LF; Bristol Rd. to Canada St.) <ul style="list-style-type: none"> ○ Existing undersized and aged 6-inch cast iron main • East Ojai Avenue Pipeline (4,395-LF; Ventura St. to Oak Glen Ave.) <ul style="list-style-type: none"> ○ Existing aged 6-inch and 8-inch cast iron leaking, tuberculated main
Improvements	<ul style="list-style-type: none"> • West Ojai Avenue Pipeline (Replace 1,130-LF; Bristol Rd. to Canada St.) • East Ojai Avenue Pipeline (Replace 4,395-LF; Ventura St. to Oak Glen Ave.)
Objectives	<ul style="list-style-type: none"> • Provide additional engineering services for the following: <ul style="list-style-type: none"> ○ Extended Project Management (8-months to 14-months construction) ○ Final Bid Documents (101%) Design Submittal, including additional sheets ○ Permitting Assistance – Revised Caltrans permit package and two extensions ○ Engineering Services During Construction, including: <ul style="list-style-type: none"> ▪ Weekly Meeting Attendance ▪ Submittal Reviews ▪ Additional RFI Reviews

SCOPE

The following services will be provided by ENGINEER in addition to the original Task Order for engineering services during the construction of the Ojai Avenue Pipeline Replacement Project.

Subtask	Title
1	Project Management
11	Additional Design Services – Final Bid Documents
12	Additional Caltrans Permitting Services
13	Engineering Services During Construction

Subtask 1 – Project Management

Under this subtask, ENGINEER will monitor and track the project budget and schedule to ensure that all deadlines are met and that the project budget is not exceeded. ENGINEER will coordinate with the project team to address items such as project schedule, project budget, and current issues of concern. ENGINEER will also monitor progress and coordinate the activities being performed by all sub-consultants associated with the project and submit monthly progress reports to the CLIENT. The following will be performed under this subtask:

- 1) Project Communication and Control
 - a) Coordination of all project team activities
 - b) Communication of project progress and issues to CLIENT staff
 - c) Project schedule maintenance and control of project tasks to keep project schedule on track
 - d) Cost tracking of all engineering activities and active cost control of fees.
- 2) Quality Assurance/Quality Control
 - a) Plan and implement Quality Assurance/ Quality Control Policy with the entire project team
 - b) Ensure QA/QC procedures are being followed at each step in the design process

Meetings	<ul style="list-style-type: none">• As-needed Conference Calls (Virtual, Teams Meetings)
Deliverables	<ul style="list-style-type: none">• Monthly Progress Reports (by email)

Subtask 11 – Final Bid Documents Submittal

The conformed Final Bid Documents Submittal incorporates comments provided by the CLIENT and Caltrans at the Bid Documents design stage with particular emphasis on permitting coordination, formatting, and clean-up to ensure clear and legible reproduction.

Meetings	<ul style="list-style-type: none">• Bid Document Submittal Review Meetings (Virtual, Teams, total of 3)
Deliverables	<ul style="list-style-type: none">• Final Bid Documents (Plans and Specifications)<ul style="list-style-type: none">○ PDF – electronically stamped and signed for reproduction○ AutoCAD Drawings○ MS Word Specifications

Subtask 12 – Additional Caltrans Permitting Services

ENGINEER will provide the following Additional Caltrans Permitting Services:

- 1) Permitting package revisions - Approved permit rider did not cover the updated construction schedule
- 2) Caltrans Permit Extension No. 1
- 3) Caltrans Permit Extension No. 2

Meetings	<ul style="list-style-type: none"> • Caltrans coordination and clarification Meetings (Virtual Teams; Total of 4, 1-hr/meeting)
Deliverables	<ul style="list-style-type: none"> • Final Bid Documents/Revised Caltrans Permitting Package (Elec, .pdf) • Caltrans Permit Extension No. 1 (Elec, .pdf) • Caltrans Permit Extension No. 2 (Elec, .pdf)

Subtask 13 – Engineering Services During Construction (14-month Construction Schedule)

ENGINEER will provide the following Engineering Services During Construction:

- 1) Conduct Pre-bid Conference
- 2) Respond to contractor inquiries during bid advertisement
- 3) Assist CLIENT in the preparation of addenda to bidders, as required
- 4) Submittal Reviews (up to 50)
- 5) RFI review, documentation, and tracking (up to 10 additional RFIs)
- 6) Participation in Weekly Project Conference Calls (Total of 60; 1-hr/meeting)

Meetings	<ul style="list-style-type: none"> • Monthly Conference Calls
Deliverables	<ul style="list-style-type: none"> • Submittal Reviews (up to 50) • RFI Answers (up to 10 additional RFIs)

ASSUMPTIONS

The following assumptions have been made in the development of this scope and fee. Additional Task Orders would be required in order to perform any of the work which is not listed in this scope or has been specifically identified as out of scope in the assumptions below:

1. Environmental Permitting (CEQA) assumptions:
 - a. CLIENT to provide all environmental study and permitting services; Not in scope
 - b. CLIENT anticipates a Notice of Exemption (NOE) will suffice for the Project
2. General Encroachment Permitting assumptions:
 - a. No permanent easements will be required for the Project.
 - b. The cost of permits will be paid for by CLIENT and all permits will be applied for with CLIENT as the applicant.
 - c. If re-submittal for encroachment permitting approval is required, Final Bid Documents shall be used for this purpose and shall address review comments. Re-submittals to address new comments (if any) on Final Bid Documents shall be considered additional services.

3. Caltrans assumptions:
 - a. Standard Encroachment Permit (Form TR-0100):
 - i. The following items are not included in the plan set to be submitted, as they are deemed not applicable during the proposal development:
 1. Electrical Plans – No electrical improvements in the Project
 2. Drainage Plan; Hydrology Map and Calculations; Storm Drain Plans, Profiles, and Details; – Project does not include modifications to site drainage
 3. Planting and Irrigation Plans
 4. Signal and Lighting Plans
 5. Signal Warrant Studies
 6. Street Improvement Plan
 7. Structural Plans and Calculations
 - ii. Provided by Contractor
 1. Shoring Plans
 2. Steel Plating
 - b. Supporting Documents:
 - i. The following items are not included in the supporting documents to be submitted, as they are deemed not applicable during the proposal development:
 1. Drainage Report; Erosion and Sediment Control Plan / BMP – Project does not include modifications to site drainage
 2. Traffic Study Report – Subsurface utility modifications; No above ground modifications influencing traffic
4. Public outreach by CLIENT

NOT IN SCOPE

1. Environmental Services
2. SWPPP
3. Construction Permitting
4. Traffic Control Plan
5. Project Start-up
 - a. Conduct Testing and Start-up planning meeting with Contractor and OWNER
 - b. Start-up commissioning assistance
 - c. Final Punch List review and close-out
 - d. Final Acceptance Letter

SCHEDULE

This Amendment No. 6 assumes the latest Contractor schedule (March 9, 2023) provided by CLIENT on March 31, 2023 with a construction completion date of June 30, 2023.

PAYMENT

Payment for Subtasks 1, 11, 12 and 13 will be on a Time and Expense basis and invoiced in accordance with the Hourly Wage Rates in the following table.

Classification	Title	Hourly Rate
AA	Administrative	\$108
E1	Staff Engineer	\$134
E2	Associate Engineer	\$164
E3	Project / Structural Engineer	\$186
E4	Senior Project Engineer / Manager	\$215
E5	Principal Engineer	\$249
T1	CADD Tech 1	\$91
T2	CADD Tech 2	\$122
T3	CADD Tech 3	\$150

Notes:

1. A markup of 10% will be applied to all project related Direct Costs and Expenses.
2. An additional premium of 25% will be added to the above rates for Expert Witness and Testimony Services.
3. Rate effective through December 31, 2021. A 3% increase will be added for any services performed in each year thereafter.

Total Budget for each task will be as follows:

Subtask	Title	Budget
1	Project Management	\$7,583
11	Additional Design Services – Final Bid Documents	\$27,740
12	Additional Caltrans Permitting Services	\$19,483
13	Engineering Services During Construction	\$40,718
	Project Total	\$95,524

ATTACHMENTS

Attached to this Scope for reference are the following:

1	Fee Basis Spreadsheet
----------	-----------------------

EFFECTIVE DATE

IN WITNESS WHEREOF, duly authorized representatives of the parties have executed this Task Order with the effective date being the last date written below.

CLIENT

ENGINEER

By: _____

By: _____

Name: _____

Name: Sami Kader, PE

Title: _____

Title: Principal

Address: _____

760 Cypress Ave., Suite 201
Address: Redding, CA 96001

Date: _____

Date: _____

20-3148271
Employer I.D. No.

Water Works Engineers Fee Estimate

Client Casitas MWD
 Project Ojai Avenue Pipeline Replacement Project:
 Additional Design, Permitting Assistance, and
 Engineering Services During Construction Services
 Amendment 6
 Prepared by A. Borgic
 Date 4/3/2023



Hours and Fee

		Subtask 1		Subtask 11		Subtask 12		Subtask 13	
		2022		2022		2022		2022	
		Project Management		Additional Design Services - Final Bid Documents		Additional Caltrans Permitting Services		Engineering Services During Construction	
		hrs	fee	hrs	fee	hrs	fee	hrs	fee
Water Works Engineers	2021								
Classification	Title								
AA	Administrative	2	\$222						
E1	Staff Engineer							40	\$5,521
E2	Associate Engineer			24	\$4,054	24	\$4,054		
E3	Project Engineer (Alacon)	8	\$1,533	60	\$11,495	40	\$7,663	150	\$28,737
E4	Project Manager (Borgic)	24	\$5,315	8	\$1,772	4	\$886	20	\$4,429
E5	Principal Engineer	2	\$513	4	\$1,026			4	\$1,026
T1	CADD Tech 1								
T2	CADD Tech 2			60	\$7,540	40	\$5,026	8	\$1,005
T3	CADD Tech 3			12	\$1,854	12	\$1,854		
Expenses	WWE Expenses				\$0				
Subconsultant/Expense Markup	10%		\$0		\$0		\$0		\$0
Annual Increase for WWE rates of	3%								
Subtask Total Hours		36		168		120		222	
Subtask Total Fee			\$7,583		\$27,740		\$19,483		\$40,718

Project Total	
Hours	546
Fee	\$95,524

CASITAS MUNICIPAL WATER DISTRICT

MINUTES

Finance Committee

(this meeting was held telephonically and in-person)

DATE: April 7, 2023
TO: Board of Directors
FROM: General Manager, Michael Flood
Re: Finance Committee Meeting of March 17, 2023 at 1000 hours.

RECOMMENDATION:

It is recommended that the Board of Directors receive and file this report.

BACKGROUND AND OVERVIEW:

1. **Roll Call.**

Director Neil Cole
Director Richard Hajas
General Manager, Michael Flood
Assistant General Manager, Kelley Dyer
Chief Financial Officer, Janyne Brown
Executive Administrator, Rebekah Vieira
Casitas General Counsel, Dennis McNulty

2. **Public Comments.**

None

3. **Board/Management comments.**

GM Flood indicated that the draft Fiscal Year 2023-2024 Budget will be brought to the Committee at the April Meeting.

4. **Discussion of the California Water Code Section 71630 Parcel Standby Charge**

GM Flood went over the Committee memo on this item with the Committee.

CGC McNulty provided additional information that included the need for balloting of the affected properties and that the majority of the ballots would need to come back as affirmative in order for the parcel standby charge to be implemented by Casitas. He further indicated that this process would only need to be done once.

Director Hajas asked questions regarding restriction on the use of funds and whether there would need to be a yearly hearing on the matter.

The Committee asked that this item be forwarded to the Board of Directors for further consideration.

5. **Casitas MWD 20-year Capital Replacement Program Development**

GM Flood went over the contents of the memo with the Committee

Director Hajas made comments regarding reservoir coatings and difficulties with service during the recoating of the Ojai East reservoir.

Director Cole indicated that there should be consideration of the large diameter pipelines and made comments regarding reservoir coatings.

6. **Review of Financial Statements for January 2023**

CFO Brown reviewed the Financial Statements with the Committee.

7. **Review of the Consumption Report for January 2023**
GM Flood covered the report with the Committee and noted that consumption on the Gravity System was extremely low for the year.



Casitas Municipal Water District
State Water Project - Interconnect Project Costs
As of 3/31/23

Project No:	Project Name:	Costs paid to date	Encumbered	Total Encumbered & Cost To Date
378	State Water Interconnect - Calleguas to Casitas	123,668	-	123,668
527	State Water Interconnect - Carpinteria to Casitas	2,512,057	1,523,252	4,035,309
606	State Water Interconnect - Ventura to Casitas	-	-	-
	Project(s) Cost To Date:			<u><u>4,158,976</u></u>



**Casitas Municipal Water District
CFD 2013-1 Improvement Fund - Series B**

	Bonds Proceeds Received (1)	Interest Earned (2)	Expense (3)	Balance Series B (1)+(2)+(3)
2017 Subtotal	42,658,223.98	24,046.16	(36,886,093.06)	
TOTAL	42,658,223.98	24,046.16	(36,886,093.06)	5,796,177.08
2018 Subtotal	-	77,279.16	-	
TOTAL	42,658,223.98	101,325.32	(36,886,093.06)	5,873,456.24
2019 Subtotal	-	102,268.61	(1,486,814.43)	
TOTAL	42,658,223.98	203,593.93	(38,372,907.49)	4,488,910.42
2020 Subtotal	-	15,749.88	(4,404,999.69)	
TOTAL	42,658,223.98	219,343.81	(42,777,907.18)	99,660.61
2021 Subtotal	-	2.16	(99,662.60)	
TOTAL	42,658,223.98	219,345.97	(42,877,569.78)	0.17
2022 Subtotal	-	-	-	
TOTAL	42,658,223.98	219,345.97	(42,877,569.78)	0.17
2023 Subtotal	-	-	-	
TOTAL	42,658,223.98	219,345.97	(42,877,569.78)	0.17

Casitas Municipal Water District

CFD 2013-1 Improvement Fund - Series C

	Bonds Proceeds Received (1)	Interest Earned (2)	Expense (3)	Balance Series C (1)+(2)+(3)
2019 Subtotal	13,570,000.00	12,284.84	-	
TOTAL	13,570,000.00	12,284.84	-	13,582,285
2020 Subtotal	-	48,026.34	(1,362,971.53)	
TOTAL	13,570,000.00	60,311.18	(1,362,971.53)	12,267,339.65
2021 Subtotal	-	671.83	(4,812,722.59)	
TOTAL	13,570,000.00	60,983.01	(6,175,694.12)	7,455,288.89
2022 Subtotal	-	50,765.59	(3,708,377.36)	
TOTAL	13,570,000.00	111,748.60	(9,884,071.48)	3,797,677.12
2023 January		11,900.39	(404,631.59)	Project Reimbursement (Dec 2022)
February		11,090.90	(139,903.42)	Project Reimbursement (Jan 2023)
March		10,151.16	(221,789.13)	Project Reimbursement (Feb 2023)
April				
May				
June				
July				
August				
September				
October				
November				
December				
2022 Subtotal		33,142.45	(766,324.14)	
TOTAL	13,570,000.00	144,891.05	(10,650,395.62)	3,064,495.43

Summary of Expenses

CFD 2013-1 Improvement Fund - Series B&C

Purchase of Ojai System	34,481,628.00
Extension Contract	366,371.55
Meter Cost	2,038,093.51
Received Project reimbursements:	16,641,872.34
	53,527,965.40
	-

Total funds remaining for improvement Series B:	0.17
Total funds remaining for improvement Series C:	3,064,495.43
Total Funds Remaining	3,064,495.60

Received Project reimbursements:	16,641,872.34
Projects Cost YTD:	17,087,712.50
Projects Pending Reimbursement:	445,840.16

Total Funds Remaining less pending Reimbursement:	2,618,655.44
--	---------------------



Casitas Municipal Water District
CFD 2013 - 1 Projects to be reimbursed to CMWD To Date
As of 3/31/2023

Project No:	Project Name:	Costs
400	Ojai System Masterplan	375,336
420	Sunset Place Pipeline Replacement	785,031
421	Cuyama, Palomar and El Paseo Roads Pipeline Replacement	2,170,277
422	South San Antonio Street and Crestview Drive Pipeline	89,258
423	West and East Ojai Avenue Pipeline Replacement	2,786,423
424	Running Ridge Zone Hydraulic Improvement	451,282
425	Well Rehabilitation Replacement	1,597,203
426	Valve & Appurtenance Replacement	1,136,797
427	Fairview Pipeline Replacement	527,850
428	Mutual Wellfield Pipeline	167,657
429	Grand Ave Pipeline	56,651
430	Signal Booster Zone Hydraulic Improvements	165,699
431	Emily Street Pipeline Replacement	1,055,085
432	Casitas-Ojai System Interties	78,159
522	Ojai Arc Flash Study	119,839
611	Mutual Replacement Well	438,973
411	Replace San Antonio #3 Well	29,760
506	Ojai SCADA UPS Units	11,448
509	Hypochlorite Tanks OS	24,187
511	Ojai Wellfield Cla-Vals	4,274
512	Well Monitoring Upgrades 07/2018	1,521
514	Ojai Wellfield Mag Meters 07/2018	18,877
433	Ojai 12" pipeline replac	2,015,232
434	Heidelberger PP Ret. Wal	148,381
435	Plesant Ave/Daily Rd Pip	62,645
436	OWS Tank/Valt Fall Impro	23,274
437	Wellfield VFDs	436,715
438	Lion St PL/ Fairview Conn	762,333
646	OWS Arbolada Tank	64,982
673	Mutual Well #7	1,451,304
674	San Antonio Filter Upgrade	26,265
705	Heidelberger Pump Plant Fire Flow	-
706	Wellfield Eqpt & Hardware	4,995
Project(s) Cost To Date:		<u><u>17,087,713</u></u>



**Casitas Municipal Water District
Adjudication Charge Summary Report**

	2020 July	2020 August	2020 September	2020 October	2020 November	2020 December	2021 January	2021 February	2021 March	2021 April	2021 May	2021 June	YTD
Revenue	(48,685)	(48,893)	(48,945)	(49,160)	(49,090)	(48,787)	(49,013)	(48,754)	(48,737)	(49,088)	(48,639)	(46,304)	(584,095)
Expenses													-
Legal	-	26,378	15,228	-	29,451	4,917	4,625	14,288	1,344	32,955	15,958	23,411	168,555
Other Pro Fees	-	-	-	-	-	-	20,322	14,782	-	-	7,813	82,257	125,175
Bank Fees/ Bad Debt	-	-	-	-	130	-	-	-	-	-	-	-	130
Net Total	(48,685)	(22,515)	(33,717)	(49,160)	(19,509)	(43,870)	(24,066)	(19,684)	(47,393)	(16,133)	(24,868)	59,364	(290,234)
Cash Collected	948	2,630	44,674	48,421	47,746	50,454	48,260	46,160	52,298	46,680	49,070	46,673	484,014
Cash Disbursed	-	(26,378)	(15,228)	(0)	(29,573)	(4,917)	(24,955)	(29,070)	(1,344)	(32,955)	(23,771)	(63,445)	(251,637)
Accounts Payable	-	-	-	-	(8)	-	8	-	-	-	(0)	(42,224)	(42,224)
Accounts Receivable	47,737	46,263	4,271	738	1,344	(1,667)	754	2,594	(3,561)	2,408	(431)	(369)	100,081
Net Total	48,685	22,515	33,717	49,160	19,509	43,870	24,066	19,684	47,393	16,133	24,868	(59,364)	290,235
	2021 July	2021 August	2021 September	2021 October	2021 November	2021 December	2022 January	2022 February	2022 March	2022 April	2022 May	2022 June	YTD
Revenue	(48,514)	(48,430)	(48,489)	(48,520)	(48,464)	(48,355)	(48,545)	(48,400)	(48,345)	(48,018)	(48,499)	(48,384)	(1,165,058)
Expenses													-
Legal	-	1,908	12,847	9,838	24,067	38,114	-	54,949	46,935	140,549	23,364	23,200	544,326
Other Pro Fees	-	10,122	5,718	13,835	22,554	27,345	45,786	20,995	14,643	32,509	3,525	40,547	362,753
Bank Fees/ Bad Debt	-	-	-	-	-	-	-	-	-	-	-	366	496
Net Total	(48,514)	(36,400)	(29,925)	(24,847)	(1,843)	17,104	(2,759)	27,545	13,233	125,040	(21,610)	15,729	(257,482)
Cash Collected	50,335	46,498	49,795	48,266	47,348	49,062	48,507	46,747	49,424	49,471	47,847	38,475	1,055,791
Cash Disbursed	(32,144)	(22,110)	(18,564)	(23,673)	(46,621)	(65,459)	(45,786)	(75,944)	(61,578)	(173,058)	(27,233)	(50,036)	(893,842)
Accounts Payable	32,144	10,079	-	-	-	(0)	(0)	-	-	0	(0)	(18,525)	(18,525)
Accounts Receivable	(1,821)	1,932	(1,306)	253.23	1,115	(707)	38	1,652	(1,079)	(1,453)	995	14,356	114,058
Net Total	48,514	36,400	29,925	24,847	1,843	(17,104)	2,759	(27,545)	(13,233)	(125,040)	21,610	(15,729)	257,483
	2022 July	2022 August	2022 September	2022 October	2022 November	2022 December	2023 January	2023 February	2023 March	2023 April	2023 May	2023 June	YTD
Revenue	(48,398)	(48,148)	(48,782)	(48,086)	(47,956)	(47,524)	(48,058)	(47,688)	24	-	-	-	(1,549,673)
Expenses													-
Legal	-	5,074	14,677	9,730	3,297	9,242	2,154	20,342	3,836	-	-	-	612,677
Other Pro Fees	-	-	-	-	-	-	-	-	-	-	-	-	362,753
Bank Fees/ Bad Debt	-	-	-	-	-	-	-	-	-	-	-	-	496
Net Total	(48,398)	(43,074)	(34,104)	(38,356)	(44,659)	(38,282)	(45,904)	(27,347)	3,861	-	-	-	(573,746)
Cash Collected	50,433	47,420	46,609	48,163	48,583	50,058	47,867	48,288	46,347	-	-	-	1,489,559
Cash Disbursed	(13,303)	(10,296)	(14,677)	(9,730)	(3,297)	(66,922)	(2,154)	(11,156)	(3,836)	-	-	-	(1,029,213)
Accounts Payable	13,303	5,221	-	-	-	0	-	-	-	-	-	-	0
Accounts Receivable	(2,035)	728	2,173	(77)	(627)	55,146	191	(9,785)	(46,372)	-	-	-	113,399
Net Total	48,398	43,074	34,104	38,356	44,659	38,282	45,904	27,347	(3,861)	-	-	-	573,746
Note: Data as of 4/04/2023	-	-	-	-	-	-	-	-	0.00	-	-	-	460,346



Consumption Report

Water Sales FY 2022-2023 (Acre-Feet)

Classification	Jul	Aug	Sep	Oct	Nov	Dec	Jan	Feb	Mar	Apr	May	Jun	Month to Date	
													2022/ 2023	2021/ 2022
													Total	Total
AD Ag-Domestic	346	425	398	280	128	21	19	26	-	-	-	-	1,641	1,870
MAD Ag-Domestic Multi	15	15	16	12	7	1	3	1	-	-	-	-	70	76
AG Ag	218	260	237	183	91	8	8	25	-	-	-	-	1,028	1,261
C Commercial	125	120	106	72	46	28	26	28	-	-	-	-	551	572
DI Interdepartmental	22	7	6	3	1	1	1	4	-	-	-	-	46	70
F Fire	0	0	0	0	-	-	0	-	-	-	-	-	0	0
I Industrial	1	1	2	1	1	1	1	1	-	-	-	-	9	12
OT Other	28	32	25	20	15	8	6	6	-	-	-	-	141	147
R Residential	239	226	242	197	131	95	74	81	-	-	-	-	1,284	1,407
RM Residential Multi	33	33	32	26	22	19	15	17	-	-	-	-	198	207
RS - P Resale Pumped	46	57	119	97	67	41	34	1	-	-	-	-	462	546
RS - G Resale Gravity	64	164	174	141	128	132	93	15	-	-	-	-	912	2,472
TE Temporary	3	3	2	1	1	1	0	0	-	-	-	-	13	10
Total	1,141	1,342	1,359	1,034	638	356	281	205	-	-	-	-	6,356	8,650
CMWD	950	1,160	1,160	869	527	277	220	138	-	-	-	-	5,301	7,550
OJAI	191	183	199	165	110	79	60	67	-	-	-	-	1,055	1,100
Total 2021 / 2022	1,666	1,692	1,655	1,098	1,050	492	343	654	700	711	930	1,076	N/A	12,067



Casitas Municipal Water District
Revenue & Expense Report
For the Month Ending, January 31st, 2023

% of the Year Completed: 58.33%

	Current Budget (a)	Current Period Balance	Year to Date Balance (b) FY2023	Prior Year to Date Balance FY2022
Water Sales	9,835,923	226,219	4,938,223	6,340,405
Water Standby	5,783,364	472,519	3,306,414	3,322,055
Water Delinquency & Penalties	101,295	33,939	493,334	651,932
Water Other	16,930	-	15,735	8,375
Recreation- Operations	4,185,489	271,890	1,928,239	1,939,477
Recreation- Water Park	801,350	907	346,770	-
Miscellaneous Operational	44,040	-	2,251	86,187
Subtotal Operating Revenue (d)	20,768,391	1,005,474	11,030,966	12,348,431
Miscellaneous Non-Operational	743,911	27,148	343,196	233,827
Grants/ Reimbursements	850,000	-	9,316	112,459
Taxes & Assessments	6,830,685	294,119	4,327,091	3,911,454
Miscellaneous	-	-	-	-
Subtotal Non-Operating Revenue (e)	8,424,596	321,266	4,679,604	4,257,740
Total Revenue (d+e)	29,192,987	1,326,740	15,710,570	16,606,171

Total Encumbered (c)	Budget Remaining (a)-(b)-(c)	% YTD Budget (b)/(a)	% YTD Budget Encumbered (b+c)/(a)
-	4,897,700	50.21%	50.21%
-	2,476,950	57.17%	57.17%
-	(392,039)	487.03%	487.03%
-	1,195	92.94%	92.94%
-	2,257,250	46.07%	46.07%
-	454,580	43.27%	43.27%
-	41,789	5.11%	5.11%
-	9,737,425	53.11%	53.11%
-	400,715	46.13%	46.13%
-	840,684	1.10%	1.10%
-	2,503,594	63.35%	63.35%
-	-	0.00%	0.00%
-	3,744,992	55.55%	55.55%
-	13,482,417	53.82%	53.82%

Expenses

Administration	1,190,106	119,550	983,241	898,637
Board of Directors	251,492	7,746	65,025	74,606
District Maintenance	677,303	36,019	321,354	352,004
Electrical Mechanical	3,196,280	196,859	1,913,757	1,238,022
Engineering	1,436,349	134,828	838,472	1,302,695
Fisheries	624,151	39,882	292,665	309,622
General O&M	604,746	47,798	365,668	-
Human Resources	546,993	31,838	431,141	410,618
Information Technology	428,239	33,004	228,378	215,812
Management	1,663,455	81,510	653,936	618,930
Pipeline	1,735,866	97,294	854,892	849,102
Recreation - Operations / Maint. / PR / Water Pk	4,917,067	275,902	2,345,378	1,994,664
Retirees	352,760	27,772	195,532	252,139
Safety / Garage	273,169	21,956	178,109	161,541
Utilities Maintenance	888,866	73,707	566,988	579,109
Water Conservation - P/R	757,637	42,254	361,050	375,409
Water Quality- Lab	913,535	87,722	462,374	406,366
Water Treatment	2,094,999	163,220	1,345,697	1,204,131
Total Operating Expenses (f)	22,553,013	1,518,861	12,403,657	11,243,406
Net, Operating gain/(loss) (d-f)	(1,784,622)	(513,387)	(1,372,691)	1,105,026
Net, total gain/(loss) (d+e-f)	6,639,974	(192,121)	3,306,913	5,362,765

24,312	182,554	82.62%	84.66%
-	186,467	25.86%	25.86%
10,727	345,221	47.45%	49.03%
36,086	1,246,437	59.87%	61.00%
75,887	521,989	58.38%	63.66%
2,803	328,683	46.89%	47.34%
1,390	237,688	60.47%	60.70%
-	115,852	78.82%	78.82%
14,550	185,310	53.33%	56.73%
7,450	1,002,069	39.31%	39.76%
69,549	811,425	49.25%	53.26%
18,452	2,553,236	47.70%	48.07%
-	157,228	55.43%	55.43%
158	94,902	65.20%	65.26%
272	321,607	63.79%	63.82%
881	395,706	47.65%	47.77%
19,973	431,188	50.61%	52.80%
229,093	520,209	64.23%	75.17%
511,583	9,637,772	55.00%	57.27%

Debt Service	Current Budget (a)	Current Period Balance	Year to Date Balance (b)	Prior Year to Date Balance
CFD 2013-1	2,807,933	15,080	1,185,015	2,343,194
Mira Monte	-	0	0	28
USBR- Dam Safety Loan	77,228	77,228	77,228	-
State Water Project	1,135,687	116,500	909,580	820,633
Total Debt Service	4,020,848	208,808	2,171,824	3,163,855

Total Encumbered (c)	Budget Remaining (a)-(b)-(c)	% YTD Budget (b)/(a)	% YTD Budget Encumbered (b+c)/(a)
-	1,622,918	42.20%	42.20%
-	(0)	0.00%	0.00%
-	(0)	100.00%	100.00%
-	226,107	80.09%	80.09%
-	1,849,024	54.01%	54.01%

Capital	Current Budget (a)	Current Period Balance	Year to Date Balance (b) FY2023	Prior Year to Date Balance
Administration	-	-	-	-
Board of Directors	-	-	-	-
District Maintenance	43,500	-	12,000	9,399
Electrical Mechanical	273,200	3,813	97,423	23,185
Engineering	3,580,000	291,379	1,436,618	954,730
Engineering- CFD	6,350,000	139,473	2,090,811	1,996,735
Fisheries	-	-	-	-
General O&M	-	-	-	-
Information Technology	-	-	-	-
Management	-	-	-	-
Pipeline	208,500	-	972	13,943
Recreation - Operations / Maint. / PR / Water Pk	112,500	-	193,823	193,481
Recreation - Aquatic Play Structure	-	147,758	1,345,663	-
Retirees	-	-	-	-
Safety / Garage	252,708	14,098	68,072	49,940
Utilities Maintenance	196,075	-	101,540	71,864
Water Conservation - P/R	-	-	-	-
Water Quality- Lab	124,572	14,695	48,940	25,762
Water Treatment	222,200	12,299	219,548	132,704
Total Capital	11,363,255	623,516	5,615,409	3,471,741
Camp Chaffee Temporary Pump Station (8/10)	105,000			
Grant App. Services 2022 Urban Drought Communities- Interconnect Project (10/12)	34,260			
Grant App. Services 2022 Urban Drought Communities- VRBO (10/12)	13,500			
Dam Intake Structure Anodes Replacement (10/26)	48,000			
Pipeline Yard Paving (2/23)	65,000			
Board Approved unbudgeted items	265,760			
Net assets, End of year	(9,009,889)	(1,024,445)	(4,480,321)	(1,272,831)
<small>(Total Revenue-Total Expenses-Total Debt Service-Total Capital-Unbudgeted Items)</small>				

Total Encumbered (c)	Budget Remaining (a)-(b)-(c)	% YTD Budget (b)/(a)	% YTD Budget encumbered (b+c)/(a)
-	-	0.00%	0.00%
-	-	0.00%	0.00%
40	31,460	27.59%	27.68%
183,782	(8,005)	35.66%	102.93%
3,577,628	(1,434,245)	40.13%	140.06%
3,159,135	1,100,055	32.93%	82.68%
-	-	0.00%	0.00%
-	-	0.00%	0.00%
-	-	0.00%	0.00%
-	-	0.00%	0.00%
-	207,528	0.47%	0.47%
50,266	(131,589)	172.29%	216.97%
1,112,671	(2,458,334)	0.00%	0.00%
-	-	0.00%	0.00%
-	184,636	26.94%	26.94%
11,416	83,119	51.79%	57.61%
-	-	0.00%	0.00%
-	75,632	39.29%	39.29%
4,059	(1,408)	98.81%	100.63%
8,098,997	(2,351,151)	49.42%	120.69%

	Beginning of Fiscal Year Balance	Year to Date Balance
General Fund Balance	7,389,328	9,196,460
U.S Bank Investments	9,912,550	10,706,939
U.S Bank Money Market Account	986,964	20,808
LAIF	483	484
County of Ventura Investment (COVI)	3,066	3,071
CFD-2013-1 Improvement Bond	6,819,665	3,404,946
Total Reserves	25,112,056	23,332,708

January Summary

- Revenue compared to budget is significantly lower due to decreases in consumption attributable to weather and conservation efforts.
- Majority of the capital expenses relating to CFD 2013-1 include the West and East Ojai Ave Pipeline replacement project.
- The Engineering capital expense line item include damages sustained from the January 2023 storm. Total as of the end of January was \$63k. The rest of Engineering capital expenses relate to

CASITAS MUNICIPAL WATER DISTRICT
 REVENUE & EXPENSE REPORT (UNAUDITED)
 AS OF: JANUARY 31ST, 2023

11 -GENERAL FUND
 FINANCIAL SUMMARY

% OF YEAR COMPLETED: 58.33

	CURRENT BUDGET	CURRENT PERIOD	YEAR TO DATE BALANCE	PRIOR YEAR YEAR TO DATE	TOTAL ENCUMBERED	TOTAL BALANCE	% YTD BUDGET
<u>REVENUE SUMMARY</u>							
<u>NON DEPARTMENTAL</u>							
WATER SALES	9,835,923	226,219.35	4,938,222.87	6,340,404.77	0.00	4,897,700.13	50.21
WATER SERVICES	16,930	0.00	15,735.00	8,375.00	0.00	1,195.00	92.94
WATER STANDBY	5,783,364	472,518.75	3,306,414.49	3,322,055.25	0.00	2,476,949.51	57.17
WATER DELINQUENCY	101,295	33,939.03	493,334.13	651,932.06	0.00	(392,039.13)	487.03
WATER REVENUE OTHER	461,888	15,000.30	239,152.38	52,878.88	0.00	222,735.62	51.78
CAPITAL FACILITIES	44,040	0.00	1,834.74	85,242.07	0.00	42,205.26	4.17
INTEREST	282,023	12,218.90	145,456.51	182,787.85	0.00	136,566.49	51.58
TAXES & ASSESSMENTS	2,640,736	32,978.96	1,646,462.65	1,524,166.44	0.00	994,273.35	62.35
OTHER GOVT. AGENCIES	867,481	6,339.83	18,373.30	120,884.01	0.00	849,107.70	2.12
MISCELLANEOUS REVENUES	146,641	231,954.42	240,543.73	143,064.70	0.00	(93,902.73)	164.04
TOTAL NON DEPARTMENTAL	20,180,321	1,031,169.54	11,045,529.80	12,431,791.03	0.00	9,134,791.20	54.73
<u>RECREATION - OPERATIONS</u>							
RECREATION PARK	4,040,053	265,111.40	1,833,386.36	1,836,855.78	0.00	2,206,666.64	45.38
RECREATION-CONCESSION	145,436	6,769.34	94,754.62	101,532.23	0.00	50,681.38	65.15
RECREATION OTHER	0	9.00	97.55	1,088.91	0.00	(97.55)	0.00
TOTAL RECREATION - OPERATIONS	4,185,489	271,889.74	1,928,238.53	1,939,476.92	0.00	2,257,250.47	46.07
<u>RECREATION - WATER PARK</u>							
RECREATION-CONCESSION	9,348	847.25	5,288.17	0.00	0.00	4,059.83	56.57
RECREATION-WATER PARK	792,002	60.00	341,481.50	0.00	0.00	450,520.50	43.12
TOTAL RECREATION - WATER PARK	801,350	907.25	346,769.67	0.00	0.00	454,580.33	43.27
TOTAL REVENUES	25,167,160	1,303,966.53	13,320,538.00	14,371,267.95	0.00	0.00	52.93

CASITAS MUNICIPAL WATER DISTRICT
 REVENUE & EXPENSE REPORT (UNAUDITED)
 AS OF: JANUARY 31ST, 2023

11 -GENERAL FUND
 FINANCIAL SUMMARY

% OF YEAR COMPLETED: 58.33

	CURRENT BUDGET	CURRENT PERIOD	YEAR TO DATE BALANCE	PRIOR YEAR YEAR TO DATE	TOTAL ENCUMBERED	TOTAL BALANCE	% YTD BUDGET
<u>EXPENDITURE SUMMARY</u>							
<u>RETIREES</u>							
Benefits	352,760	27,772.16	195,531.82	252,139.22	0.00	157,228.36	55.43
TOTAL RETIREES	352,760	27,772.16	195,531.82	252,139.22	0.00	157,228.36	55.43
<u>BOARD OF DIRECTORS</u>							
Salaries	130,693	3,485.12	30,276.98	33,307.06	0.00	100,416.22	23.17
Benefits	80,658	4,090.92	29,992.88	40,349.50	0.00	50,665.50	37.19
Services & Supplies	40,140	169.66	4,755.52	949.73	0.00	35,384.48	11.85
TOTAL BOARD OF DIRECTORS	251,492	7,745.70	65,025.38	74,606.29	0.00	186,466.20	25.86
<u>MANAGEMENT</u>							
Salaries	701,029	54,560.61	404,632.28	366,085.63	0.00	296,396.22	57.72
Benefits	173,674	19,578.09	119,231.52	112,205.18	0.00	54,442.01	68.65
Services & Supplies	788,753	7,371.16	130,071.95	140,639.32	7,450.00	651,230.55	17.44
TOTAL MANAGEMENT	1,663,455	81,509.86	653,935.75	618,930.13	7,450.00	1,002,068.78	39.76
<u>HUMAN RESOURCES</u>							
Salaries	157,687	12,090.40	91,681.79	88,117.16	0.00	66,004.81	58.14
Benefits	35,836	4,101.82	29,133.67	26,998.02	0.00	6,701.92	81.30
Services & Supplies	353,470	15,645.62	310,325.24	295,502.50	0.00	43,144.76	87.79
TOTAL HUMAN RESOURCES	546,992	31,837.84	431,140.70	410,617.68	0.00	115,851.49	78.82
<u>INFORMATION TECHNOLOGY</u>							
Salaries	252,075	19,912.15	145,133.49	141,099.44	0.00	106,941.71	57.58
Benefits	85,151	9,454.51	61,430.25	56,480.85	0.00	23,720.91	72.14
Services & Supplies	91,013	3,637.77	21,814.57	18,231.23	14,550.37	54,647.56	39.96
TOTAL INFORMATION TECHNOLOGY	428,239	33,004.43	228,378.31	215,811.52	14,550.37	185,310.18	56.73
<u>WATER CONSERVATION</u>							
Salaries	452,684	29,192.01	220,380.44	232,543.48	0.00	232,303.56	48.68
Benefits	147,077	12,085.62	83,806.07	92,093.98	0.00	63,271.38	56.98
Services & Supplies	157,875	976.43	56,863.42	50,771.34	881.00	100,130.58	36.58
TOTAL WATER CONSERVATION	757,636	42,254.06	361,049.93	375,408.80	881.00	395,705.52	47.77
<u>FISHERIES</u>							
Salaries	435,261	29,270.42	199,436.44	205,365.39	0.00	235,824.36	45.82
Benefits	133,818	8,527.48	78,755.28	79,483.14	0.00	55,062.23	58.85
Services & Supplies	55,073	2,084.29	14,473.71	24,773.46	2,802.85	37,795.94	31.37
TOTAL FISHERIES	624,151	39,882.19	292,665.43	309,621.99	2,802.85	328,682.53	47.34
<u>ADMINISTRATION SERVICES</u>							
Salaries	797,588	62,090.45	453,648.44	401,302.41	0.00	343,939.24	56.88
Benefits	271,406	27,811.42	191,966.06	150,722.51	0.00	79,440.27	70.73
Services & Supplies	720,990	106,907.05	414,854.18	337,656.26	24,311.60	281,823.72	60.91
Other Operating Expenses	(522,650)	0.00	0.00	0.00	0.00	(522,650.00)	0.00
TOTAL ADMINISTRATION SERVICES	1,267,334	196,808.92	1,060,468.68	889,681.18	24,311.60	182,553.23	85.60

CASITAS MUNICIPAL WATER DISTRICT
 REVENUE & EXPENSE REPORT (UNAUDITED)
 AS OF: JANUARY 31ST, 2023

11 -GENERAL FUND
 FINANCIAL SUMMARY

% OF YEAR COMPLETED: 58.33

	CURRENT BUDGET	CURRENT PERIOD	YEAR TO DATE BALANCE	PRIOR YEAR YEAR TO DATE	TOTAL ENCUMBERED	TOTAL BALANCE	% YTD BUDGET
<u>WAREHOUSE</u>							
Salaries	0	0.00	0.00	4,614.26	0.00	0.00	0.00
Benefits	0	0.00	0.00	1,189.88	0.00	0.00	0.00
Services & Supplies	0	(30.89)	0.00	3,151.89	0.00	0.00	0.00
TOTAL WAREHOUSE	0	(30.89)	0.00	8,956.03	0.00	0.00	0.00
<u>GARAGE</u>							
Salaries	12,399	0.00	463.21	6,942.73	0.00	11,935.52	3.74
Benefits	4,792	99.31	764.98	2,315.04	0.00	4,027.16	15.96
Services & Supplies	47,612	5,916.06	47,008.21	43,514.60	157.52	446.27	99.06
Services & Supplies-W.O.	252,708	14,098.13	68,005.62	49,940.09	0.00	184,702.50	26.91
TOTAL GARAGE	317,511	20,113.50	116,242.02	102,712.46	157.52	201,111.45	36.66
<u>SAFETY</u>							
Salaries	124,584	10,207.83	78,984.57	63,838.25	0.00	45,598.98	63.40
Benefits	46,987	4,669.39	34,593.21	32,687.55	0.00	12,393.64	73.62
Services & Supplies	36,793	1,063.61	16,294.98	12,243.17	0.00	20,497.52	44.29
Services & Supplies-W.O.	0	0.00	66.82	0.00	0.00	(66.82)	0.00
TOTAL SAFETY	208,363	15,940.83	129,939.58	108,768.97	0.00	78,423.32	62.36
<u>ENGINEERING</u>							
Salaries	896,070	56,190.70	471,528.92	361,538.05	0.00	424,540.68	52.62
Benefits	264,775	24,493.66	164,573.39	152,757.23	0.00	100,201.22	62.16
Services & Supplies	275,505	54,143.46	202,370.11	788,399.77	75,887.42	(2,753.03)	101.00
Salaries - Work Orders	0	11,786.41	33,172.52	115,728.11	0.00	(33,172.52)	0.00
Benefits - Work Orders	0	1,169.09	3,792.15	16,055.32	0.00	(3,792.15)	0.00
Services & Supplies-W.O.	9,930,000	371,960.25	3,444,526.48	2,819,681.08	6,736,762.49	(251,288.97)	102.53
TOTAL ENGINEERING	11,366,349	519,743.57	4,319,963.57	4,254,159.56	6,812,649.91	233,735.23	97.94
<u>WATER QUALITY - LAB</u>							
Salaries	373,081	27,848.85	213,677.57	209,499.37	0.00	159,403.71	57.27
Benefits	157,903	14,999.67	105,997.99	95,670.64	0.00	51,904.67	67.13
Services & Supplies	382,550	44,873.89	142,698.59	101,195.70	19,973.11	219,878.79	42.52
Salaries - Work Orders	0	2,193.67	2,193.67	0.00	0.00	(2,193.67)	0.00
Benefits - Work Orders	0	163.53	163.53	0.00	0.00	(163.53)	0.00
Services & Supplies-W.O.	124,572	14,832.15	49,076.74	25,761.77	0.00	75,494.92	39.40
TOTAL WATER QUALITY - LAB	1,038,106	104,911.76	513,808.09	432,127.48	19,973.11	504,324.89	51.42
<u>UTILITIES MAINTENANCE</u>							
Salaries	424,620	41,853.06	272,846.56	309,739.62	0.00	151,773.84	64.26
Benefits	187,329	17,695.86	125,277.10	136,943.20	0.00	62,051.95	66.88
Services & Supplies	276,917	14,158.05	168,863.92	132,425.77	271.52	107,781.56	61.08
Salaries - Work Orders	0	4,604.49	4,604.49	0.00	0.00	(4,604.49)	0.00
Benefits - Work Orders	0	477.86	477.86	0.00	0.00	(477.86)	0.00
Services & Supplies-W.O.	196,075	154.44	101,694.57	71,864.08	11,415.69	82,964.74	57.69
TOTAL UTILITIES MAINTENANCE	1,084,941	78,943.76	673,764.50	650,972.67	11,687.21	399,489.74	63.18

CASITAS MUNICIPAL WATER DISTRICT
 REVENUE & EXPENSE REPORT (UNAUDITED)
 AS OF: JANUARY 31ST, 2023

11 -GENERAL FUND
 FINANCIAL SUMMARY

% OF YEAR COMPLETED: 58.33

	CURRENT BUDGET	CURRENT PERIOD	YEAR TO DATE BALANCE	PRIOR YEAR YEAR TO DATE	TOTAL ENCUMBERED	TOTAL BALANCE	% YTD BUDGET
<u>ELECTRICAL MECHANICAL</u>							
Salaries	630,225	48,771.44	383,402.21	380,010.03	0.00	246,822.98	60.84
Benefits	227,798	19,943.00	147,153.05	162,482.98	0.00	80,644.87	64.60
Services & Supplies	2,338,258	128,144.61	1,383,201.80	695,528.95	36,086.24	918,969.96	60.70
Salaries - Work Orders	0	5,545.67	5,545.67	0.00	0.00	(5,545.67)	0.00
Benefits - Work Orders	0	424.45	424.45	0.00	0.00	(424.45)	0.00
Services & Supplies-W.O.	273,200	763.62	94,373.81	23,184.59	183,781.89	(4,955.70)	101.81
TOTAL ELECTRICAL MECHANICAL	3,469,481	203,592.79	2,014,100.99	1,261,206.55	219,868.13	1,235,511.99	64.39
<u>DIST MAINT - PIPELINE</u>							
Salaries	602,626	52,097.83	351,169.16	394,248.44	0.00	251,456.66	58.27
Benefits	234,080	23,299.43	150,745.69	171,484.86	0.00	83,334.44	64.40
Services & Supplies	899,160	21,896.49	352,976.93	283,368.76	69,549.40	476,633.17	46.99
Salaries - Work Orders	0	17,637.23	17,637.23	0.00	0.00	(17,637.23)	0.00
Benefits - Work Orders	0	1,714.33	1,714.33	0.00	0.00	(1,714.33)	0.00
Services & Supplies-W.O.	208,500	229.67	1,201.66	13,942.50	0.00	207,298.34	0.58
TOTAL DIST MAINT - PIPELINE	1,944,365	116,874.98	875,445.00	863,044.56	69,549.40	999,371.05	48.60
<u>WATER TREATMENT</u>							
Salaries	821,521	71,993.78	512,272.21	487,353.26	0.00	309,249.07	62.36
Benefits	310,778	30,155.10	221,102.03	240,271.26	0.00	89,676.02	71.14
Services & Supplies	962,701	61,071.24	612,322.76	476,506.31	229,092.74	121,285.00	87.40
Salaries - Work Orders	0	7,214.27	7,214.27	0.00	0.00	(7,214.27)	0.00
Benefits - Work Orders	0	697.03	697.03	0.00	0.00	(697.03)	0.00
Services & Supplies-W.O.	222,200	12,544.38	219,793.49	132,703.56	4,059.39	(1,652.88)	100.74
TOTAL WATER TREATMENT	2,317,200	183,675.80	1,573,401.79	1,336,834.39	233,152.13	510,645.91	77.96
<u>OPERATIONS - MAINTENANCE</u>							
Salaries	282,981	16,835.51	141,588.51	152,730.12	0.00	141,392.29	50.03
Benefits	114,945	9,121.05	74,264.07	73,839.61	0.00	40,680.95	64.61
Services & Supplies	279,377	126,383.30	221,822.55	944,381.49	10,727.36	46,827.09	83.24
Salaries - Work Orders	0	3,306.63	3,306.63	0.00	0.00	(3,306.63)	0.00
Benefits - Work Orders	0	255.56	255.56	0.00	0.00	(255.56)	0.00
Services & Supplies-W.O.	43,500	214.18	12,214.18	9,399.43	40.00	31,245.82	28.17
TOTAL OPERATIONS - MAINTENANCE	720,803	156,116.23	453,451.50	1,180,350.65	10,767.36	256,583.96	64.40
<u>GENERAL O&M</u>							
Salaries	446,957	32,414.55	257,748.04	0.00	0.00	189,209.21	57.67
Benefits	145,410	14,679.13	105,123.28	0.00	0.00	40,286.24	72.29
Services & Supplies	12,379	704.19	2,796.85	0.00	1,389.76	8,192.39	33.82
Salaries - Work Orders	0	3,267.43	3,267.43	0.00	0.00	(3,267.43)	0.00
Benefits - Work Orders	0	503.58	503.58	0.00	0.00	(503.58)	0.00
TOTAL GENERAL O&M	604,746	51,568.88	369,439.18	0.00	1,389.76	233,916.83	61.32
<u>RECREATION - OPERATIONS</u>							
Salaries	1,316,712	99,391.32	717,070.27	683,794.68	0.00	599,641.73	54.46
Benefits	424,911	37,965.56	271,796.59	284,135.94	0.00	153,114.79	63.97
Services & Supplies	286,343	35,095.03	186,756.86	138,612.38	6,168.30	93,417.34	67.38
Other Operating Expenses	522,650	0.00	0.00	0.00	0.00	522,650.00	0.00

CASITAS MUNICIPAL WATER DISTRICT
 REVENUE & EXPENSE REPORT (UNAUDITED)
 AS OF: JANUARY 31ST, 2023

11 -GENERAL FUND
 FINANCIAL SUMMARY

% OF YEAR COMPLETED: 58.33

	CURRENT BUDGET	CURRENT PERIOD	YEAR TO DATE BALANCE	PRIOR YEAR YEAR TO DATE	TOTAL ENCUMBERED	TOTAL BALANCE	% YTD BUDGET
Salaries - Work Orders	0	0.00	0.00	130.48	0.00	0.00	0.00
Benefits - Work Orders	0	0.00	0.00	9.98	0.00	0.00	0.00
TOTAL RECREATION - OPERATIONS	2,550,616	172,451.91	1,175,623.72	1,106,683.46	6,168.30	1,368,823.86	46.33
<u>RECREATION - MAINTENANCE</u>							
Salaries	589,949	42,846.63	320,304.05	272,534.88	0.00	269,644.95	54.29
Benefits	128,700	14,493.49	99,053.26	89,137.47	0.00	29,647.12	76.96
Services & Supplies	482,370	19,258.55	281,240.93	244,239.24	4,443.52	196,685.55	59.23
Services & Supplies-W.O.	112,500	0.00	189,608.32	193,340.47	50,266.08	(127,374.40)	213.22
TOTAL RECREATION - MAINTENANCE	1,313,519	76,598.67	890,206.56	799,252.06	54,709.60	368,603.22	71.94
<u>RECREATION - PUBLIC REL</u>							
Salaries	137,733	0.00	4,546.16	32,613.57	0.00	133,186.64	3.30
Benefits	34,944	583.13	4,569.67	11,918.21	0.00	30,374.16	13.08
Services & Supplies	122,800	4,956.45	92,993.60	73,889.28	2,952.00	26,854.40	78.13
TOTAL RECREATION - PUBLIC REL	295,477	5,539.58	102,109.43	118,421.06	2,952.00	190,415.20	35.56
<u>RECREATION - WATER PARK</u>							
Salaries	676,364	12,848.04	233,738.96	87,026.95	0.00	442,624.64	34.56
Benefits	89,128	4,640.02	44,823.09	46,155.86	0.00	44,304.48	50.29
Services & Supplies	104,463	3,823.89	88,484.65	30,605.15	4,888.63	11,089.22	89.38
Services & Supplies-W.O.	0	0.00	4,214.44	0.00	0.00	(4,214.44)	0.00
TOTAL RECREATION - WATER PARK	869,954	21,311.95	371,261.14	163,787.96	4,888.63	493,803.90	43.24
TOTAL EXPENDITURES	33,993,489	2,188,168.48	16,866,953.07	15,534,094.67	7,497,908.88	9,628,626.84	71.68
REVENUE OVER/(UNDER) EXPENDITURES	(8,826,329)	(884,201.95)	(3,546,415.07)	(1,162,826.72)	(7,497,908.88)	(9,628,626.84)	125.13

CASITAS MUNICIPAL WATER DISTRICT
 REVENUE & EXPENSE REPORT (UNAUDITED)
 AS OF: JANUARY 31ST, 2023

11 -GENERAL FUND
 FINANCIAL SUMMARY

% OF YEAR COMPLETED: 58.33

	CURRENT BUDGET	CURRENT PERIOD	YEAR TO DATE BALANCE	PRIOR YEAR YEAR TO DATE	TOTAL ENCUMBERED	TOTAL BALANCE	% YTD BUDGET
<u>SUMMARY OF EXPENSES</u>							
SALARIES	9,709,438	714,878.43	5,280,685.94	4,893,259.90	0.00	4,428,752.34	54.39
BENEFITS	3,650,546	303,637.98	2,156,528.34	2,134,594.71	0.00	1,494,017.54	59.07
SERVICES & SUPPLIES	9,270,250	693,894.02	5,159,992.26	5,034,498.60	511,583.34	3,598,674.25	61.18
SALARIES-WORK ORDERS	0	55,555.80	76,941.91	115,858.59	0.00 (76,941.91)	0.00
BENEFITS-WORK ORDERS	0	5,405.43	8,028.49	16,065.30	0.00 (8,028.49)	0.00
SERVICES & SUPPLIES - W.O.	<u>11,363,255</u>	<u>414,796.82</u>	<u>4,184,776.13</u>	<u>3,339,817.57</u>	<u>6,986,325.54</u>	<u>192,153.11</u>	<u>98.31</u>
TOTAL EXPENDITURES	33,993,489	2,188,168.48	16,866,953.07	15,534,094.67	7,497,908.88	9,628,626.84	71.68

**CASITAS MUNICIPAL WATER DISTRICT
TREASURER'S MONTHLY REPORT OF INVESTMENTS
03/31/23**

Type of Invest	Institution	CUSIP	Date of Maturity	Original Cost	Current Mkt Value	Rate of Interest	Date of Deposit	% of Portfolio	Days to Maturity
*TB	Federal Home Loan Bank	3130AIXJ2	6/14/2024	\$941,144	\$829,038	2.875%	8/2/2016	7.73%	434
*TB	Federal Home Loan Bank	3130A5VW6	7/10/2025	\$1,025,110	\$970,440	2.700%	5/10/2017	9.05%	820
*TB	Federal National Assn	31315P2J7	5/1/2024	\$809,970	\$714,343	3.300%	5/25/2016	6.66%	391
*TB	Farmer MAC	31315PYF0	5/2/2028	\$512,355	\$470,490	2.925%	11/20/2017	4.39%	1832
*TB	Federal Farm CR Bank	31331VWN2	4/13/2026	\$940,311	\$743,500	5.400%	5/9/2016	6.93%	1093
*TB	Federal Home Loan Bank	313383YJ4	9/8/2023	\$476,582	\$412,402	3.375%	7/14/2016	3.85%	158
*TB	Farmer MAC	3133EEPH7	2/12/2029	\$480,251	\$447,355	2.710%	11/20/2017	4.17%	2112
*TB	Federal National Assn	3135G0K36	4/24/2026	\$2,532,940	\$2,374,700	2.125%	7/6/2010	22.15%	1104
*TB	Federal National Assn	3135G0ZR7	9/6/2024	\$1,488,050	\$1,361,841	2.625%	5/25/2016	12.70%	516
*TB	US Treasury Note	912828WE6	11/15/2023	\$723,061	\$656,661	2.750%	12/13/2013	6.12%	225
*TB	US Treasury Note	912796YW3	5/4/2023	\$1,000,000	\$996,020	4.510%	11/1/2022	9.29%	34
*TB	US Treasury Note	912796ZE2	5/11/2023	\$750,000	\$746,318	4.580%	2/9/2023	6.96%	41
Total in Gov't Sec. (11-00-1055-00&1065)				\$12,429,775	\$10,723,107			99.97%	
Total Certificates of Deposit:				\$0	\$0			0.00%	
**	LAIF as of 3/31/2023: (11-00-1050-00)		N/A	\$484	\$484	1.36%	Estimated	0.00%	
***	COVI as of 3/31/2023: (11-00-1060-00)		N/A	\$3,071	\$3,071	1.50%	Estimated	0.03%	
TOTAL FUNDS INVESTED				\$12,433,330	\$10,726,662			100.00%	
Total Funds Invested last report				\$12,433,330	\$10,587,400				
Total Funds Invested 1 Yr. Ago				\$10,682,511	\$10,089,168				
****	CASH IN BANK (11-00-1000-00) EST.			\$0					
	CASH IN Custody Money Market			\$30,378	\$30,378				
TOTAL CASH & INVESTMENTS				\$12,463,708	\$10,757,040				
TOTAL CASH & INVESTMENTS 1 YR AGO				\$19,273,403	\$18,680,060				
*CD	CD - Certificate of Deposit								
*TB	TB - Federal Treasury Bonds or Bills								
**	Local Agency Investment Fund								
***	County of Ventura Investment Fund								
	Estimated interest rate, actual not due at present time.								
****	Cash in bank								

No investments were made pursuant to subdivision (i) of Section 53601, Section 53601.1 and subdivision (i) Section 53635 of the Government Code.

All investments were made in accordance with the Treasurer's annual statement of investment policy.